

ANNUAL STATEMENT

OF THE

General Re Life Corporation

OF

Stamford

In the State of CT

**to the Insurance Department
of the State of**

For the Year Ended
December 31, 2022

2022



ANNUAL STATEMENT

For the Year Ended December 31, 2022
OF THE CONDITION AND AFFAIRS OF THE

GENERAL RE LIFE CORPORATION

NAIC Group Code <u>0031</u> <u>0031</u> <small>(Current Period) (Prior Period)</small>	NAIC Company Code <u>86258</u>	Employer's ID Number <u>13-2572994</u>
Organized under the Laws of <u>CONNECTICUT</u>	State of Domicile or Port of Entry <u>CONNECTICUT</u> <u>Incorporated JUNE 1, 1967</u>	Country of Domicile <u>UNITED STATES</u> <u>Commenced Business AUGUST 1, 1967</u>
Statutory Home Office	<u>120 LONG RIDGE ROAD</u> <small>(Street and Number)</small>	<u>STAMFORD, CT USA 06902</u> <small>(City or Town, State Country and Zip Code)</small>
Main Administrative Office	<u>120 LONG RIDGE ROAD</u> <small>(Street and Number)</small> <u>STAMFORD, CT USA 06902</u> <small>(City or Town, State Country and Zip Code)</small>	<u>203-352-3000</u> <small>(Area Code) (Telephone Number)</small>
Mail Address	<u>120 LONG RIDGE ROAD</u> <small>(Street and Number or P. O. Box)</small>	<u>STAMFORD, CT USA 06902</u> <small>(City or Town, State Country and Zip Code)</small>
Primary Location of Books and Records	<u>120 LONG RIDGE ROAD</u> <small>(Street and Number)</small> <u>STAMFORD, CT USA 06902</u> <small>(City or Town, State Country and Zip Code)</small>	<u>203-352-3000</u> <small>(Area Code) (Telephone Number)</small>
Internet Website Address	<u>WWW.GENRE.COM</u>	
Statutory Statement Contact	KEVIN SEIDLER <small>(Name)</small> <u>Kevin.seidler@genre.com</u> <small>(E-Mail Address)</small>	<u>203-328-5179</u> <small>(Area Code) (Telephone Number) (Extension)</small> <u>203-328-6320</u> <small>(Fax Number)</small>

OFFICERS

KALUTANTRIGE DAMITHA HARINDRA CHANDRASENA #	President and Chief Executive Officer
CHRISTOPHER ROBERT BELLO	Vice President, General Counsel and Secretary
EDWARD MICHAEL NOSENZO	Vice President and Treasurer
ERIC SCOTT SCHWARTZ	Vice President and Appointed Actuary

DIRECTORS

KALUTANTRIGE DAMITHA HARINDRA CHANDRASENA #	MICHAEL JAMES LAWLER	EDWARD MICHAEL NOSENZO
---	----------------------	------------------------

State of.....CONNECTICUT
County of.....FAIRFIELD

The officers of this reporting entity, being duly sworn, each depose and say that they are the described officers of the said reporting entity, and that on the reporting period stated above, all of the herein described assets were the absolute property of the said reporting entity free and clear from any liens or claims thereon, except as herein stated, and that this statement together with related exhibits, schedules and explanations therein contained, annexed or referred to is a full and true statement of all the assets and liabilities and of the condition and affairs of the said reporting entity as of the reporting period stated above, and of its income and deductions therefrom for the period ended, and have been completed in accordance with the NAIC Annual Statement Instructions and Accounting Practices and Procedures Manual except to the extent that: (1) state law may differ; or, (2) that state rules or regulations require differences in reporting not related to accounting practices and procedures, according to the best of their information, knowledge and belief, respectively. Furthermore, the scope of this attestation by the described officers also includes the related corresponding electronic filing with the NAIC, when required, that is an exact copy of the enclosed statement (except for formatting differences due to electronic filing). The electronic filing may be requested by various regulators in lieu of or in addition to the enclosed statement.


KALUTANTRIGE DAMITHA HARINDRA CHANDRASENA #
President and Chief Executive Officer

CHRISTOPHER ROBERT BELLO
Vice President, General Counsel & Secretary

EDWARD MICHAEL NOSENZO
Vice President and Treasurer

Subscribed and sworn to before me this
21st day of February 2023

Phyllis A. Casarella-Fischetti, Notary Public
My Commission Expires April 30, 2026



- a. Is this an original filing? Yes [X] No []
- b. If no,
 - 1. State the amendment number _____
 - 2. Date filed _____
 - 3. Number of pages attached _____

ANNUAL STATEMENT FOR THE YEAR 2022 OF THE General Re Life Corporation

ANNUAL STATEMENT FOR THE YEAR 2022 OF THE General Re Life Corporation

ASSETS

	Current Year			Prior Year
	1 Assets	2 Nonadmitted Assets	3 Net Admitted Assets (Cols. 1 - 2)	4 Net Admitted Assets
1. Bonds (Schedule D)	495,348,635		495,348,635	109,159,618
2. Stocks (Schedule D):				
2.1 Preferred stocks				238,764,330
2.2 Common stocks	18,880,908		18,880,908	18,827,913
3. Mortgage loans on real estate (Schedule B):				
3.1 First liens				
3.2 Other than first liens				
4. Real estate (Schedule A):				
4.1 Properties occupied by the company (less \$				
encumbrances)				
4.2 Properties held for the production of income (less				
\$				
encumbrances)				
4.3 Properties held for sale (less \$				
encumbrances)				
5. Cash (\$	64,378,988			
, Schedule E - Part 1), cash equivalents				
(\$	135,791,651			
, Schedule E - Part 2) and short-term				
investments (\$	3,055,610,036			
, Schedule DA)	3,255,780,673		3,255,780,673	3,236,217,573
6. Contract loans (including \$				
premium notes)	83,987		83,987	80,102
7. Derivatives (Schedule DB)				
8. Other invested assets (Schedule BA)	739,312,732		739,312,732	747,287,776
9. Receivables for securities				
10. Securities lending reinvested collateral assets (Schedule DL)				
11. Aggregate write-ins for invested assets				
12. Subtotals, cash and invested assets (Lines 1 to 11)	4,509,406,935		4,509,406,935	4,350,337,312
13. Title plants less \$				
charged off (for Title insurers				
only)				
14. Investment income due and accrued	14,843,113	71,512	14,771,601	17,578,491
15. Premiums and considerations:				
15.1 Uncollected premiums and agents' balances in the course of collection	325,226,005	1,202,934	324,023,071	314,955,864
15.2 Deferred premiums, agents' balances and installments booked but				
deferred and not yet due (including \$				
earned but unbilled premiums)				
15.3 Accrued retrospective premiums (\$				
) and				
contracts subject to redetermination (\$				
)				
16. Reinsurance:				
16.1 Amounts recoverable from reinsurers	790,489		790,489	7,019,701
16.2 Funds held by or deposited with reinsured companies	278,031,054		278,031,054	270,593,463
16.3 Other amounts receivable under reinsurance contracts	3,677,415		3,677,415	3,979,199
17. Amounts receivable relating to uninsured plans				
18.1 Current federal and foreign income tax recoverable and interest thereon	1,316,764		1,316,764	14,591,975
18.2 Net deferred tax asset	31,148,717		31,148,717	18,174,321
19. Guaranty funds receivable or on deposit				
20. Electronic data processing equipment and software	2,106,703	2,106,703		
21. Furniture and equipment, including health care delivery assets				
(\$	18,029	18,029		
)				
22. Net adjustment in assets and liabilities due to foreign exchange rates	284,107		284,107	385,832
23. Receivables from parent, subsidiaries and affiliates	1,446,057		1,446,057	573,910
24. Health care (\$				
) and other amounts receivable				
25. Aggregate write-ins for other than invested assets	30,936,990	6,610,586	24,326,404	21,976,503
26. Total assets excluding Separate Accounts, Segregated Accounts and				
Protected Cell Accounts (Lines 12 to 25)	5,199,232,378	10,009,764	5,189,222,614	5,020,166,571
27. From Separate Accounts, Segregated Accounts and Protected Cell				
Accounts				
28. Total (Lines 26 and 27)	5,199,232,378	10,009,764	5,189,222,614	5,020,166,571
DETAILS OF WRITE-INS				
1101.				
1102.				
1103.				
1198. Summary of remaining write-ins for Line 11 from overflow page				
1199. Totals (Lines 1101 thru 1103 plus 1198)(Line 11 above)				
2501. Working Funds	3,403,285		3,403,285	2,349,300
2502. Other Receivables	21,692,000	6,610,586	15,081,414	19,627,203
2503. Other	5,841,705		5,841,705	
2598. Summary of remaining write-ins for Line 25 from overflow page				
2599. Totals (Lines 2501 thru 2503 plus 2598)(Line 25 above)	30,936,990	6,610,586	24,326,404	21,976,503

ANNUAL STATEMENT FOR THE YEAR 2022 OF THE General Re Life Corporation

LIABILITIES, SURPLUS AND OTHER FUNDS

	1 Current Year	2 Prior Year
1. Aggregate reserve for life contracts \$ 1,579,267,938 (Exh. 5, Line 9999999) less \$ included in Line 6.3 (including \$ 6,218,977 Modco Reserve)	1,579,267,939	1,536,740,698
2. Aggregate reserve for accident and health contracts (including \$ Modco Reserve)	540,860,397	549,796,507
3. Liability for deposit-type contracts (Exhibit 7, Line 14, Col. 1) (including \$ Modco Reserve)	871,071	905,838
4. Contract claims:		
4.1 Life (Exhibit 8, Part 1, Line 4.4, Col. 1 less sum of Cols. 9, 10 and 11)	570,170,206	606,787,767
4.2 Accident and health (Exhibit 8, Part 1, Line 4.4, sum of Cols. 9, 10 and 11)	208,870,648	217,281,519
5. Policyholders' dividends/refunds to members \$ and coupons \$ due and unpaid (Exhibit 4, Line 10)		
6. Provision for policyholders' dividends, refunds to members and coupons payable in following calendar year - estimated amounts:		
6.1 Policyholders' dividends and refunds to members apportioned for payment (including \$ Modco)		
6.2 Policyholders' dividends and refunds to members not yet apportioned (including \$ Modco)		
6.3 Coupons and similar benefits (including \$ Modco)		
7. Amount provisionally held for deferred dividend policies not included in Line 6		
8. Premiums and annuity considerations for life and accident and health contracts received in advance less \$ discount; including \$ accident and health premiums (Exhibit 1, Part 1, Col. 1, sum of lines 4 and 14)		
9. Contract liabilities not included elsewhere:		
9.1 Surrender values on canceled contracts		
9.2 Provision for experience rating refunds, including the liability of \$ accident and health experience rating refunds of which \$ is for medical loss ratio rebate per the Public Health Service Act	5,569,259	3,509,384
9.3 Other amounts payable on reinsurance, including \$ 7,706,190 assumed and \$ (76,437) ceded	7,629,753	5,626,310
9.4 Interest maintenance reserve (IMR, Line 6)	1,167,982	2,126,929
10. Commissions to agents due or accrued-life and annuity contracts \$ accident and health \$ and deposit-type contract funds \$		
11. Commissions and expense allowances payable on reinsurance assumed	25,461,157	29,904,452
12. General expenses due or accrued (Exhibit 2, Line 12, Col. 7)	12,023,639	11,825,544
13. Transfers to Separate Accounts due or accrued (net) (including \$ accrued for expense allowances recognized in reserves, net of reinsured allowances)		
14. Taxes, licenses and fees due or accrued, excluding federal income taxes (Exhibit 3, Line 9, Col. 6)	25,437	404,672
15.1 Current federal and foreign income taxes, including \$ on realized capital gains (losses)		
15.2 Net deferred tax liability		
16. Unearned investment income		
17. Amounts withheld or retained by reporting entity as agent or trustee		
18. Amounts held for agents' account, including \$ agents' credit balances		
19. Remittances and items not allocated	27,340,218	38,327,023
20. Net adjustment in assets and liabilities due to foreign exchange rates		
21. Liability for benefits for employees and agents if not included above		
22. Borrowed money \$ and interest thereon \$		
23. Dividends to stockholders declared and unpaid		
24. Miscellaneous liabilities:		
24.01 Asset valuation reserve (AVR, Line 16, Col. 7)	3,347,695	23,068,763
24.02 Reinsurance in unauthorized and certified (\$) companies	66,115	3,549,313
24.03 Funds held under reinsurance treaties with unauthorized and certified (\$) reinsurers		
24.04 Payable to parent, subsidiaries and affiliates	1,507,384	2,559,607
24.05 Drafts outstanding		
24.06 Liability for amounts held under uninsured plans		
24.07 Funds held under coinsurance	1,206,508,793	1,109,461,535
24.08 Derivatives		
24.09 Payable for securities		
24.10 Payable for securities lending		
24.11 Capital notes \$ and interest thereon \$		
25. Aggregate write-ins for liabilities	2,919,506	194,623
26. Total liabilities excluding Separate Accounts business (Lines 1 to 25)	4,193,607,199	4,142,070,484
27. From Separate Accounts Statement		
28. Total liabilities (Lines 26 and 27)	4,193,607,199	4,142,070,484
29. Common capital stock	108,750,000	108,750,000
30. Preferred capital stock		
31. Aggregate write-ins for other than special surplus funds		
32. Surplus notes		
33. Gross paid in and contributed surplus (Page 3, Line 33, Col. 2 plus Page 4, Line 51.1, Col. 1)	1,086,429,507	1,086,429,507
34. Aggregate write-ins for special surplus funds		
35. Unassigned funds (surplus)	(199,564,092)	(317,083,420)
36. Less treasury stock, at cost:		
36.1 shares common (value included in Line 29 \$)		
36.2 shares preferred (value included in Line 30 \$)		
37. Surplus (Total Lines 31+32+33+34+35-36) (including \$ in Separate Accounts Statement)	886,865,415	769,346,087
38. Totals of Lines 29, 30 and 37 (Page 4, Line 55)	995,615,415	878,096,087
39. Totals of Lines 28 and 38 (Page 2, Line 28, Col. 3)	5,189,222,614	5,020,166,571
DETAILS OF WRITE-INS		
2501. Other Liabilities	2,919,506	194,623
2502.		
2503.		
2598. Summary of remaining write-ins for Line 25 from overflow page		
2599. Totals (Lines 2501 thru 2503 plus 2598)(Line 25 above)	2,919,506	194,623
3101.		
3102.		
3103.		
3198. Summary of remaining write-ins for Line 31 from overflow page		
3199. Totals (Lines 3101 thru 3103 plus 3198)(Line 31 above)		
3401.		
3402.		
3403.		
3498. Summary of remaining write-ins for Line 34 from overflow page		
3499. Totals (Lines 3401 thru 3403 plus 3498)(Line 34 above)		

SUMMARY OF OPERATIONS

	1 Current Year	2 Prior Year
1. Premiums and annuity considerations for life and accident and health contracts (Exhibit 1, Part 1, Line 20.4, Col. 1, less Col. 11)	1,438,330,458	1,485,644,638
2. Considerations for supplementary contracts with life contingencies		
3. Net investment income (Exhibit of Net Investment Income, Line 17)	102,943,401	64,302,635
4. Amortization of Interest Maintenance Reserve (IMR, Line 5)	958,929	1,410,454
5. Separate Accounts net gain from operations excluding unrealized gains or losses		
6. Commissions and expense allowances on reinsurance ceded (Exhibit 1, Part 2, Line 26.1, Col. 1)	16,918,217	16,091,559
7. Reserve adjustments on reinsurance ceded	6,084	(479,448)
8. Miscellaneous Income:		
8.1 Income from fees associated with investment management, administration and contract guarantees from Separate Accounts		
8.2 Charges and fees for deposit-type contracts		
8.3 Aggregate write-ins for miscellaneous income	3,245,180	5,534,986
9. Total (Lines 1 to 8.3)	1,562,402,269	1,572,504,824
10. Death benefits	851,053,182	1,129,496,560
11. Matured endowments (excluding guaranteed annual pure endowments)	117,982	138,660
12. Annuity benefits (Exhibit 8, Part 2, Line 6.4, Cols. 4 + 8)	27,112	62,168
13. Disability benefits and benefits under accident and health contracts	269,885,044	263,159,060
14. Coupons, guaranteed annual pure endowments and similar benefits		
15. Surrender benefits and withdrawals for life contracts	395,639	472,247
16. Group conversions		
17. Interest and adjustments on contract or deposit-type contract funds	4,729,142	5,422,623
18. Payments on supplementary contracts with life contingencies	9,015	9,015
19. Increase in aggregate reserves for life and accident and health contracts	64,872,233	59,786,284
20. Totals (Lines 10 to 19)	1,191,089,349	1,458,546,617
21. Commissions on premiums, annuity considerations, and deposit-type contract funds (direct business only) (Exhibit 1, Part 2, Line 31, Col. 1)		
22. Commissions and expense allowances on reinsurance assumed (Exhibit 1, Part 2, Line 26.2, Col. 1)	125,074,493	134,756,439
23. General insurance expenses and fraternal expenses (Exhibit 2, Line 10, Cols. 1, 2, 3, 4 and 6)	63,806,533	57,071,741
24. Insurance taxes, licenses and fees, excluding federal income taxes (Exhibit 3, Line 7, Cols. 1 + 2 + 3 + 5)	140,238	722,270
25. Increase in loading on deferred and uncollected premiums		
26. Net transfers to or (from) Separate Accounts net of reinsurance		
27. Aggregate write-ins for deductions	61,199,107	58,010,437
28. Totals (Lines 20 to 27)	1,441,309,720	1,709,107,504
29. Net gain from operations before dividends to policyholders, refunds to members and federal income taxes (Line 9 minus Line 28)	121,092,549	(136,602,680)
30. Dividends to policyholders and refunds to members		
31. Net gain from operations after dividends to policyholders, refunds to members and before federal income taxes (Line 29 minus Line 30)	121,092,549	(136,602,680)
32. Federal and foreign income taxes incurred (excluding tax on capital gains)	28,154,097	(46,989,530)
33. Net gain from operations after dividends to policyholders, refunds to members and federal income taxes and before realized capital gains or (losses) (Line 31 minus Line 32)	92,938,452	(89,613,150)
34. Net realized capital gains (losses) (excluding gains (losses) transferred to the IMR) less capital gains tax of \$ (2,853,833) (excluding taxes of \$ 18 transferred to the IMR)	3,441,624	
35. Net income (Line 33 plus Line 34)	96,380,076	(89,613,150)
CAPITAL AND SURPLUS ACCOUNT		
36. Capital and surplus, December 31, prior year (Page 3, Line 38, Col. 2)	878,096,087	955,194,947
37. Net income (Line 35)	96,380,076	(89,613,150)
38. Change in net unrealized capital gains (losses) less capital gains tax of \$ (3,583,472)	(13,427,683)	29,153,979
39. Change in net unrealized foreign exchange capital gain (loss)	2,630,040	9,198,584
40. Change in net deferred income tax	1,387,580	(8,031,603)
41. Change in nonadmitted assets	7,345,049	(9,543,449)
42. Change in liability for reinsurance in unauthorized and certified companies	3,483,198	(453,221)
43. Change in reserve on account of change in valuation basis, (increase) or decrease		
44. Change in asset valuation reserve	19,721,068	(10,859,029)
45. Change in treasury stock (Page 3, Lines 36.1 and 36.2, Col. 2 minus Col. 1)		
46. Surplus (contributed to) withdrawn from Separate Accounts during period		
47. Other changes in surplus in Separate Accounts Statement		
48. Change in surplus notes		
49. Cumulative effect of changes in accounting principles		3,049,029
50. Capital changes:		
50.1 Paid in		
50.2 Transferred from surplus (Stock Dividend)		
50.3 Transferred to surplus		
51. Surplus adjustment:		
51.1 Paid in		
51.2 Transferred to capital (Stock Dividend)		
51.3 Transferred from capital		
51.4 Change in surplus as a result of reinsurance		
52. Dividends to stockholders		
53. Aggregate write-ins for gains and losses in surplus		
54. Net change in capital and surplus for the year (Lines 37 through 53)	117,519,328	(77,098,860)
55. Capital and surplus, December 31, current year (Lines 36 + 54) (Page 3, Line 38)	995,615,415	878,096,087
DETAILS OF WRITE-INS		
08.301. Fee Income	(21,992)	636,711
08.302. Modco Income	304,216	332,871
08.303. Misc.	2,962,956	4,565,404
08.398. Summary of remaining write-ins for Line 8.3 from overflow page		
08.399. Totals (Lines 08.301 thru 08.303 plus 08.398)(Line 8.3 above)	3,245,180	5,534,986
2701. Funds held interest expense	57,157,136	57,194,689
2702. Experience refunds	2,407,296	725,584
2703. Misc. exp.	1,634,675	90,164
2798. Summary of remaining write-ins for Line 27 from overflow page		
2799. Totals (Lines 2701 thru 2703 plus 2798)(Line 27 above)	61,199,107	58,010,437
5301.		
5302.		
5303.		
5398. Summary of remaining write-ins for Line 53 from overflow page		
5399. Totals (Lines 5301 thru 5303 plus 5398)(Line 53 above)		

ANNUAL STATEMENT FOR THE YEAR 2022 OF THE General Re Life Corporation

CASH FLOW

	1	2
	Current Year	Prior Year
Cash from Operations		
1. Premiums collected net of reinsurance	1,506,528,707	1,462,635,120
2. Net investment income	113,597,752	69,955,259
3. Miscellaneous income	5,692,938	7,527,891
4. Total (Lines 1 through 3)	1,625,819,397	1,540,118,270
5. Benefit and loss related payments	1,213,667,621	1,343,510,912
6. Net transfers to Separate Accounts, Segregated Accounts and Protected Cell Accounts		
7. Commissions, expenses paid and aggregate write-ins for deductions	195,627,795	181,542,785
8. Dividends paid to policyholders		
9. Federal and foreign income taxes paid (recovered) net of \$ tax on capital gains (losses)	14,909,418	(34,965,251)
10. Total (Lines 5 through 9)	1,424,204,834	1,490,088,446
11. Net cash from operations (Line 4 minus Line 10)	201,614,563	50,029,824
Cash from Investments		
12. Proceeds from investments sold, matured or repaid:		
12.1 Bonds	121,911	15,842,251
12.2 Stocks	222,307,470	
12.3 Mortgage loans		
12.4 Real estate		
12.5 Other invested assets		
12.6 Net gains or (losses) on cash, cash equivalents and short-term investments	(19,494)	1,019
12.7 Miscellaneous proceeds		
12.8 Total investment proceeds (Lines 12.1 to 12.7)	222,409,887	15,843,270
13. Cost of investments acquired (long-term only):		
13.1 Bonds	392,565,274	75,775,889
13.2 Stocks		
13.3 Mortgage loans		
13.4 Real estate		
13.5 Other invested assets		
13.6 Miscellaneous applications		
13.7 Total investments acquired (Lines 13.1 to 13.6)	392,565,274	75,775,889
14. Net increase (decrease) in contract loans and premium notes	3,885	3,323
15. Net cash from investments (Line 12.8 minus Line 13.7 minus Line 14)	(170,159,272)	(59,935,942)
Cash from Financing and Miscellaneous Sources		
16. Cash provided (applied):		
16.1 Surplus notes, capital notes		
16.2 Capital and paid in surplus, less treasury stock		
16.3 Borrowed funds		
16.4 Net deposits on deposit-type contracts and other insurance liabilities	(34,767)	(129,380)
16.5 Dividends to stockholders		
16.6 Other cash provided (applied)	(11,857,428)	(26,455,754)
17. Net cash from financing and miscellaneous sources (Lines 16.1 to 16.4 minus Line 16.5 plus Line 16.6)	(11,892,195)	(26,585,134)
RECONCILIATION OF CASH, CASH EQUIVALENTS AND SHORT-TERM INVESTMENTS		
18. Net change in cash, cash equivalents and short-term investments (Line 11, plus Lines 15 and 17)	19,563,096	(36,491,252)
19. Cash, cash equivalents and short-term investments:		
19.1 Beginning of year	3,236,217,573	3,272,708,825
19.2 End of year (Line 18 plus Line 19.1)	3,255,780,669	3,236,217,573

Note: Supplemental disclosures of cash flow information for non-cash transactions:

--	--	--

ANNUAL STATEMENT FOR THE YEAR 2022 OF THE General Re Life Corporation
ANALYSIS OF OPERATIONS BY LINES OF BUSINESS - SUMMARY

	1	2	3	4	5	6	7	8	9
	Total	Individual Life	Group Life	Individual Annuities	Group Annuities	Accident and Health	Fraternal	Other Lines of Business	YRT Mortality Risk Only
1. Premiums and annuity considerations for life and accident and health contracts	1,438,330,458	222,767,036	84,281,361	13,265		404,567,154			726,701,642
2. Considerations for supplementary contracts with life contingencies		XXX	XXX			XXX	XXX		XXX
3. Net investment income	102,943,401	18,298,511	2,232,615	73,852		26,261,622			56,076,801
4. Amortization of Interest Maintenance Reserve (IMR)	958,929	170,452	20,797	688		244,630			522,362
5. Separate Accounts net gain from operations excluding unrealized gains or losses							XXX		
6. Commissions and expense allowances on reinsurance ceded	16,918,217					14,553,308	XXX		2,364,909
7. Reserve adjustments on reinsurance ceded	6,084	91,021					XXX		(84,937)
8. Miscellaneous Income:									
8.1 Income from fees associated with investment management, administration and contract guarantees from Separate Accounts							XXX		
8.2 Charges and fees for deposit-type contracts						XXX	XXX		
8.3 Aggregate write-ins for miscellaneous income	3,245,181	304,216	4,827			2,962,957			(26,819)
9. Totals (Lines 1 to 8.3)	1,562,402,270	241,631,236	86,539,600	87,805		448,589,671			785,553,958
10. Death benefits	851,053,182	118,625,180	62,772,559			XXX	XXX		669,655,443
11. Matured endowments (excluding guaranteed annual pure endowments)	117,982	117,982				XXX	XXX		XXX
12. Annuity benefits	27,112	XXX	XXX	27,112		XXX	XXX		XXX
13. Disability benefits and benefits under accident and health contracts	269,885,044	35,840				269,582,497	XXX		266,707
14. Coupons, guaranteed annual pure endowments and similar benefits							XXX		
15. Surrender benefits and withdrawals for life contracts	395,639	354,587		41,068		XXX	XXX		(16)
16. Group conversions							XXX		
17. Interest and adjustments on contract or deposit-type contract funds	4,729,142	(91,125)	14,921			11,742	XXX		4,793,604
18. Payments on supplementary contracts with life contingencies	9,015	9,015				XXX	XXX		XXX
19. Increase in aggregate reserves for life and accident and health contracts	64,872,233	40,101,302	(22,280,314)	44		6,525,122	XXX		40,526,079
20. Totals (Lines 10 to 19)	1,191,089,349	159,152,781	40,507,166	68,224		276,119,361	XXX		715,241,817
21. Commissions on premiums, annuity considerations and deposit-type contract funds (direct business only)									XXX
22. Commissions and expense allowances on reinsurance assumed	125,074,493	33,503,740	4,782,167	4,402		82,877,463	XXX		3,906,721
23. General insurance expenses and fraternal expenses	63,806,533		3,383,965			13,578,721			46,843,847
24. Insurance taxes, licenses and fees, excluding federal income taxes	140,238	21,721	8,217	1		39,445			70,854
25. Increase in loading on deferred and uncollected premiums							XXX		
26. Net transfers to or (from) Separate Accounts net of reinsurance							XXX		
27. Aggregate write-ins for deductions	61,199,107	3,633	3,855,152			59,157,136			(1,816,814)
28. Totals (Lines 20 to 27)	1,441,309,720	192,681,875	52,536,667	72,627		431,772,126			764,246,425
29. Net gain from operations before dividends to policyholders, refunds to members and federal income taxes (Line 9 minus Line 28)	121,092,550	48,949,361	34,002,933	15,178		16,817,545			21,307,533
30. Dividends to policyholders and refunds to members							XXX		
31. Net gain from operations after dividends to policyholders, refunds to members and before federal income taxes (Line 29 minus Line 30)	121,092,550	48,949,361	34,002,933	15,178		16,817,545			21,307,533
32. Federal income taxes incurred (excluding tax on capital gains)	28,154,097	10,988,529	8,550,093	3,428		3,798,657			4,813,390
33. Net gain from operations after dividends to policyholders, refunds to members and federal income taxes and before realized capital gains or (losses) (Line 31 minus Line 32)	92,938,453	37,960,832	25,452,840	11,750		13,018,888			16,494,143
34. Policies/certificates in force end of year							XXX		
DETAILS OF WRITE-INS									
08.301. Fee Income	(21,992)		4,827						(26,819)
08.302. ModCo	304,216	304,216							
08.303. Misc Income	2,962,957					2,962,957			
08.398. Summary of remaining write-ins for Line 8.3 from overflow page									
08.399. Totals (Lines 08.301 thru 08.303 plus 08.398) (Line 8.3 above)	3,245,181	304,216	4,827			2,962,957			(26,819)
2701. Funds held interest expense	57,157,136					57,157,136			
2702. Experience refunds	2,407,297	1,166	3,671,358			2,000,000			(3,265,227)
2703. Misc. expense	1,634,674	2,467	183,794						1,448,413
2798. Summary of remaining write-ins for Line 27 from overflow page									
2799. Totals (Lines 2701 thru 2703 plus 2798) (Line 27 above)	61,199,107	3,633	3,855,152			59,157,136			(1,816,814)

ANNUAL STATEMENT FOR THE YEAR 2022 OF THE General Re Life Corporation
ANALYSIS OF OPERATIONS BY LINES OF BUSINESS - INDIVIDUAL LIFE INSURANCE (b)

	1	2	3	4	5	6	7	8	9	10	11	12
	Total	Industrial Life	Whole Life	Term Life	Indexed Life	Universal Life	Universal Life With Secondary Guarantees	Variable Life	Variable Universal Life	Credit Life (c)	Other Individual Life	YRT Mortality Risk Only
1. Premiums for life contracts (a)	949,468,678		530,234	163,173,027		3,336,362				8,920,168	46,807,245	726,701,642
2. Considerations for supplementary contracts with life contingencies	XXX	XXX	XXX	XXX	XXX	XXX	XXX	XXX	XXX	XXX	XXX	XXX
3. Net investment income	74,375,312		40,916	12,591,442		257,454				1,796,762	3,611,937	56,076,801
4. Amortization of Interest Maintenance Reserve (IMR)	692,814		380	117,291		2,398				16,737	33,646	522,362
5. Separate Accounts net gain from operations excluding unrealized gains or losses												
6. Commissions and expense allowances on reinsurance ceded	2,364,909											2,364,909
7. Reserve adjustments on reinsurance ceded	6,084		91,021									(84,937)
8. Miscellaneous Income:												
8.1 Income from fees associated with investment management, administration and contract guarantees from Separate Accounts												
8.2 Charges and fees for deposit-type contracts												
8.3 Aggregate write-ins for miscellaneous income	277,397					304,216						(26,819)
9. Totals (Lines 1 to 8.3)	1,027,185,194		662,551	175,881,760		3,900,430				10,733,667	50,452,828	785,553,958
10. Death benefits	788,280,623		2,114,280	104,177,534		1,063,346				12,786,571	(1,516,551)	669,655,443
11. Matured endowments (excluding guaranteed annual pure endowments)	117,982		113,584	4,398								
12. Annuity benefits	XXX	XXX	XXX	XXX	XXX	XXX	XXX	XXX	XXX	XXX	XXX	XXX
13. Disability benefits and benefits under accident and health contracts	302,547		4,777	60,598		(29,535)						266,707
14. Coupons, guaranteed annual pure endowments and similar benefits												
15. Surrender benefits and withdrawals for life contracts	354,571		288,443	54,171		11,973						(16)
16. Group conversions												
17. Interest and adjustments on contract or deposit-type contract funds	4,702,479		(839)	(101,631)		11,345						4,793,604
18. Payments on supplementary contracts with life contingencies	9,015		9,015									
19. Increase in aggregate reserves for life and accident and health contracts	80,627,381		(1,940,278)	27,586,828		(612,645)				15,084,119	(16,722)	40,526,079
20. Totals (Lines 10 to 19)	874,394,598		588,982	131,781,898		444,484				27,870,690	(1,533,273)	715,241,817
21. Commissions on premiums, annuity considerations and deposit-type contract funds (direct business only)												XXX
22. Commissions and expense allowances on reinsurance assumed	37,410,461		129,333	31,664,428		817,962				892,017		3,906,721
23. General insurance expenses	46,843,847											46,843,847
24. Insurance taxes, licenses and fees, excluding federal income taxes	92,575		53	15,909		325				870	4,564	70,854
25. Increase in loading on deferred and uncollected premiums												
26. Net transfers to or (from) Separate Accounts net of reinsurance												
27. Aggregate write-ins for deductions	(1,813,181)			1,166		2,467						(1,816,814)
28. Totals (Lines 20 to 27)	956,928,300		718,368	163,463,401		1,265,238				28,763,577	(1,528,709)	764,246,425
29. Net gain from operations before dividends to policyholders, refunds to members and federal income taxes (Line 9 minus Line 28)	70,256,894		(55,817)	12,418,359		2,635,192				(18,029,910)	51,981,537	21,307,533
30. Dividends to policyholders and refunds to members												
31. Net gain from operations after dividends to policyholders, refunds to members and before federal income taxes (Line 29 minus Line 30)	70,256,894		(55,817)	12,418,359		2,635,192				(18,029,910)	51,981,537	21,307,533
32. Federal income taxes incurred (excluding tax on capital gains)	15,801,919		(12,607)	2,805,256		527,066				(4,072,500)	11,741,314	4,813,390
33. Net gain from operations after dividends to policyholders, refunds to members and federal income taxes and before realized capital gains or (losses) (Line 31 minus Line 32)	54,454,975		(43,210)	9,613,103		2,108,126				(13,957,410)	40,240,223	16,494,143
34. Policies/certificates in force end of year												
DETAILS OF WRITE-INS												
08.301. Fee Income	(26,819)											(26,819)
08.302. ModCo	304,216					304,216						
08.303. Misc Income												
08.398. Summary of remaining write-ins for Line 8.3 from overflow page												
08.399. Totals (Lines 08.301 thru 08.303 plus 08.398) (Line 8.3 above)	277,397					304,216						(26,819)
2701. Funds held interest expense												
2702. Experience refunds	(3,264,061)			1,166								(3,265,227)
2703. Misc expense	1,450,880					2,467						1,448,413
2798. Summary of remaining write-ins for Line 27 from overflow page												
2799. Totals (Lines 2701 thru 2703 plus 2798) (Line 27 above)	(1,813,181)			1,166		2,467						(1,816,814)

(a) Include premium amounts for preneed plans included in Line 1
(b) Indicate if blocks of business in run-off that comprise less than 5% of premiums and less than 5% of reserve and loans liability are aggregated with material blocks of business and which columns are affected.
(c) Individual and Group Credit Life are combined and included on page. (Indicate whether included with Individual or Group.)

ANNUAL STATEMENT FOR THE YEAR 2022 OF THE General Re Life Corporation
ANALYSIS OF OPERATIONS BY LINES OF BUSINESS - GROUP LIFE INSURANCE (c)

	1	2	3	4	5	6	7	8	9
	Total	Whole Life	Term Life	Universal Life	Variable Life	Variable Universal Life	Credit Life (d)	Other Group Life (a)	YRT Mortality Risk Only
1. Premiums for life contracts (b)	84,281,361							84,281,361	
2. Considerations for supplementary contracts with life contingencies	XXX	XXX	XXX	XXX	XXX	XXX	XXX	XXX	XXX
3. Net investment income	2,232,615							2,232,615	
4. Amortization of Interest Maintenance Reserve (IMR)	20,797							20,797	
5. Separate Accounts net gain from operations excluding unrealized gains or losses									
6. Commissions and expense allowances on reinsurance ceded									
7. Reserve adjustments on reinsurance ceded									
8. Miscellaneous Income:									
8.1 Income from fees associated with investment management, administration and contract guarantees from Separate Accounts									
8.2 Charges and fees for deposit-type contracts									
8.3 Aggregate write-ins for miscellaneous income	4,827							4,827	
9. Totals (Lines 1 to 8.3)	86,539,600							86,539,600	
10. Death benefits	62,772,559							62,772,559	
11. Matured endowments (excluding guaranteed annual pure endowments)									
12. Annuity benefits	XXX	XXX	XXX	XXX	XXX	XXX	XXX	XXX	XXX
13. Disability benefits and benefits under accident and health contracts									
14. Coupons, guaranteed annual pure endowments and similar benefits									
15. Surrender benefits and withdrawals for life contracts									
16. Group conversions									
17. Interest and adjustments on contract or deposit-type contract funds	14,921							14,921	
18. Payments on supplementary contracts with life contingencies									
19. Increase in aggregate reserves for life and accident and health contracts	(22,280,314)							(22,280,314)	
20. Totals (Lines 10 to 19)	40,507,166							40,507,166	
21. Commissions on premiums, annuity considerations and deposit-type contract funds (direct business only)									XXX
22. Commissions and expense allowances on reinsurance assumed	4,782,167							4,782,167	
23. General insurance expenses	3,383,965							3,383,965	
24. Insurance taxes, licenses and fees, excluding federal income taxes	8,217							8,217	
25. Increase in loading on deferred and uncollected premiums									
26. Net transfers to or (from) Separate Accounts net of reinsurance									
27. Aggregate write-ins for deductions	3,855,152							3,855,152	
28. Totals (Lines 20 to 27)	52,536,667							52,536,667	
29. Net gain from operations before dividends to policyholders, refunds to members and federal income taxes (Line 9 minus Line 28)	34,002,933							34,002,933	
30. Dividends to policyholders and refunds to members									
31. Net gain from operations after dividends to policyholders, refunds to members and before federal income taxes (Line 29 minus Line 30)	34,002,933							34,002,933	
32. Federal income taxes incurred (excluding tax on capital gains)	8,550,093							8,550,093	
33. Net gain from operations after dividends to policyholders, refunds to members and federal income taxes and before realized capital gains or (losses) (Line 31 minus Line 32)	25,452,840							25,452,840	
34. Policies/certificates in force end of year									
DETAILS OF WRITE-INS									
08.301. Fee Income	4,827							4,827	
08.302. ModCo									
08.303. Misc Income									
08.398. Summary of remaining write-ins for Line 8.3 from overflow page									
08.399. Totals (Lines 08.301 thru 08.303 plus 08.398) (Line 8.3 above)	4,827							4,827	
2701. Funds held interest expense									
2702. Experience refunds	3,671,358							3,671,358	
2703. Misc. expense	183,794							183,794	
2798. Summary of remaining write-ins for Line 27 from overflow page									
2799. Totals (Lines 2701 thru 2703 plus 2798) (Line 27 above)	3,855,152							3,855,152	

(a) Includes the following amounts for FEGLI/SGLI: Line 1, Line 10, Line 16, Line 23, Line 24

(b) Include premium amounts for preneed plans included in Line 1

(c) Indicate if blocks of business in run-off that comprise less than 5% of premiums and less than 5% of reserve and loans liability are aggregated with material blocks of business and which columns are affected.

(d) Individual and Group Credit Life are combined and included on page. (Indicate whether included with Individual or Group.)

ANNUAL STATEMENT FOR THE YEAR 2022 OF THE General Re Life Corporation
ANALYSIS OF OPERATIONS BY LINES OF BUSINESS - INDIVIDUAL ANNUITIES (a)

	1 Total	Deferred				6 Life Contingent Payout (Immediate and Annuityizations)	7 Other Annuities
		2 Fixed Annuities	3 Indexed Annuities	4 Variable Annuities with Guarantees	5 Variable Annuities Without Guarantees		
1. Premiums for individual annuity contracts	13,265	13,265					
2. Considerations for supplementary contracts with life contingencies		XXX	XXX	XXX	XXX		XXX
3. Net investment income	73,852	73,852					
4. Amortization of Interest Maintenance Reserve (IMR)	688	688					
5. Separate Accounts net gain from operations excluding unrealized gains or losses							
6. Commissions and expense allowances on reinsurance ceded							
7. Reserve adjustments on reinsurance ceded							
8. Miscellaneous Income:							
8.1 Income from fees associated with investment management, administration and contract guarantees from Separate Accounts							
8.2 Charges and fees for deposit-type contracts							
8.3 Aggregate write-ins for miscellaneous income							
9. Totals (Lines 1 to 8.3)	87,805	87,805					
10. Death benefits							
11. Matured endowments (excluding guaranteed annual pure endowments)							
12. Annuity benefits	27,112	27,112					
13. Disability benefits and benefits under accident and health contracts							
14. Coupons, guaranteed annual pure endowments and similar benefits							
15. Surrender benefits and withdrawals for life contracts	41,068	41,068					
16. Group conversions							
17. Interest and adjustments on contract or deposit-type contract funds							
18. Payments on supplementary contracts with life contingencies							
19. Increase in aggregate reserves for life and accident and health contracts	44	44					
20. Totals (Lines 10 to 19)	68,224	68,224					
21. Commissions on premiums, annuity considerations and deposit-type contract funds (direct business only)							
22. Commissions and expense allowances on reinsurance assumed	4,402	4,402					
23. General insurance expenses							
24. Insurance taxes, licenses and fees, excluding federal income taxes	1	1					
25. Increase in loading on deferred and uncollected premiums							
26. Net transfers to or (from) Separate Accounts net of reinsurance							
27. Aggregate write-ins for deductions							
28. Totals (Lines 20 to 27)	72,627	72,627					
29. Net gain from operations before dividends to policyholders, refunds to members and federal income taxes (Line 9 minus Line 28)	15,178	15,178					
30. Dividends to policyholders and refunds to members							
31. Net gain from operations after dividends to policyholders, refunds to members and before federal income taxes (Line 29 minus Line 30)	15,178	15,178					
32. Federal income taxes incurred (excluding tax on capital gains)	3,428	3,428					
33. Net gain from operations after dividends to policyholders, refunds to members and federal income taxes and before realized capital gains or (losses) (Line 31 minus Line 32)	11,750	11,750					
34. Policies/certificates in force end of year							
DETAILS OF WRITE-INS							
08.301.							
08.302.							
08.303.							
08.398. Summary of remaining write-ins for Line 8.3 from overflow page							
08.399. Totals (Lines 08.301 thru 08.303 plus 08.398) (Line 8.3 above)							
2701.							
2702.							
2703.							
2798. Summary of remaining write-ins for Line 27 from overflow page							
2799. Totals (Lines 2701 thru 2703 plus 2798) (Line 27 above)							

(a) Indicate if blocks of business in run-off that comprise less than 5% of premiums and less than 5% of reserve and loans liability are aggregated with material blocks of business and which which columns are affected.

ANNUAL STATEMENT FOR THE YEAR 2022 OF THE General Re Life Corporation
ANALYSIS OF OPERATIONS BY LINES OF BUSINESS - GROUP ANNUITIES (a)

	1 Total	Deferred				6 Life Contingent Payout (Immediate and Annuityizations)	7 Other Annuities
		2 Fixed Annuities	3 Indexed Annuities	4 Variable Annuities with Guarantees	5 Variable Annuities Without Guarantees		
1. Premiums for group annuity contracts							
2. Considerations for supplementary contracts with life contingencies		XXX	XXX	XXX	XXX		XXX
3. Net investment income							
4. Amortization of Interest Maintenance Reserve (IMR)							
5. Separate Accounts net gain from operations excluding unrealized gains or losses							
6. Commissions and expense allowances on reinsurance ceded							
7. Reserve adjustments on reinsurance ceded							
8. Miscellaneous Income:							
8.1 Income from fees associated with investment management, administration and contract guarantees from Separate Accounts							
8.2 Charges and fees for deposit-type contracts							
8.3 Aggregate write-ins for miscellaneous income							
9. Totals (Lines 1 to 8.3)							
10. Death benefits							
11. Matured endowments (excluding guaranteed annual pure endowments)							
12. Annuity benefits							
13. Disability benefits and benefits under accident and health contracts							
14. Coupons, guaranteed annual pure endowments and similar benefits							
15. Surrender benefits and withdrawals for life contracts							
16. Group conversions							
17. Interest and adjustments on contract or deposit-type contract funds							
18. Payments on supplementary contracts with life contingencies							
19. Increase in aggregate reserves for life and accident and health contracts							
20. Totals (Lines 10 to 19)							
21. Commissions on premiums, annuity considerations and deposit-type contract funds (direct business only)							
22. Commissions and expense allowances on reinsurance assumed							
23. General insurance expenses							
24. Insurance taxes, licenses and fees, excluding federal income taxes							
25. Increase in loading on deferred and uncollected premiums							
26. Net transfers to or (from) Separate Accounts net of reinsurance							
27. Aggregate write-ins for deductions							
28. Totals (Lines 20 to 27)							
29. Net gain from operations before dividends to policyholders, refunds to members and federal income taxes (Line 9 minus Line 28)							
30. Dividends to policyholders and refunds to members							
31. Net gain from operations after dividends to policyholders, refunds to members and before federal income taxes (Line 29 minus Line 30)							
32. Federal income taxes incurred (excluding tax on capital gains)							
33. Net gain from operations after dividends to policyholders, refunds to members and federal income taxes and before realized capital gains or (losses) (Line 31 minus Line 32)							
34. Policies/certificates in force end of year							
DETAILS OF WRITE-INS							
08.301.							
08.302.							
08.303.							
08.398. Summary of remaining write-ins for Line 8.3 from overflow page							
08.399. Totals (Lines 08.301 thru 08.303 plus 08.398) (Line 8.3 above)							
2701.							
2702.							
2703.							
2798. Summary of remaining write-ins for Line 27 from overflow page							
2799. Totals (Lines 2701 thru 2703 plus 2798) (Line 27 above)							

NONE

(a) Indicate if blocks of business in run-off that comprise less than 5% of premiums and less than 5% of reserve and loans liability are aggregated with material blocks of business and which columns are affected.

ANNUAL STATEMENT FOR THE YEAR 2022 OF THE General Re Life Corporation
ANALYSIS OF OPERATIONS BY LINES OF BUSINESS - ACCIDENT AND HEALTH (a)

	1 Total	Comprehensive (Hospital & Medical)		4 Medicare Supplement	5 Vision Only	6 Dental Only	7 Federal Employees Health Benefits Plan	8 Title XVIII Medicare	9 Title XIX Medicaid	10 Credit A&H	11 Disability Income	12 Long-Term Care	13 Other Health
		2 Individual	3 Group										
1. Premiums for accident and health contracts	404,567,154			242,637,258							132,017,260		29,912,636
2. Considerations for supplementary contracts with life contingencies	XXX	XXX	XXX	XXX	XXX	XXX	XXX	XXX	XXX	XXX	XXX	XXX	XXX
3. Net investment income	26,261,622			1,584,226							22,934,341		1,743,055
4. Amortization of Interest Maintenance Reserve (IMR)	244,630			14,757							213,636		16,237
5. Separate Accounts net gain from operations excluding unrealized gains or losses													
6. Commissions and expense allowances on reinsurance ceded	14,553,308			191,347							1,935	14,360,026	
7. Reserve adjustments on reinsurance ceded													
8. Miscellaneous Income:													
8.1 Income from fees associated with investment management, administration and contract guarantees from Separate Accounts													
8.2 Charges and fees for deposit-type contracts	XXX	XXX	XXX	XXX	XXX	XXX	XXX	XXX	XXX	XXX	XXX	XXX	XXX
8.3 Aggregate write-ins for miscellaneous income	2,962,957			3,020,145							(57,188)		
9. Totals (Lines 1 to 8.3)	448,589,671			247,447,733							155,109,984	14,360,026	31,671,928
10. Death benefits	XXX	XXX	XXX	XXX	XXX	XXX	XXX	XXX	XXX	XXX	XXX	XXX	XXX
11. Matured endowments (excluding guaranteed annual pure endowments)	XXX	XXX	XXX	XXX	XXX	XXX	XXX	XXX	XXX	XXX	XXX	XXX	XXX
12. Annuity benefits	XXX	XXX	XXX	XXX	XXX	XXX	XXX	XXX	XXX	XXX	XXX	XXX	XXX
13. Disability benefits and benefits under accident and health contracts	269,582,497			173,769,633							60,169,365		35,643,499
14. Coupons, guaranteed annual pure endowments and similar benefits													
15. Surrender benefits and withdrawals for life contracts	XXX	XXX	XXX	XXX	XXX	XXX	XXX	XXX	XXX	XXX	XXX	XXX	XXX
16. Group conversions													
17. Interest and adjustments on contract or deposit-type contract funds	11,742												11,742
18. Payments on supplementary contracts with life contingencies	XXX	XXX	XXX	XXX	XXX	XXX	XXX	XXX	XXX	XXX	XXX	XXX	XXX
19. Increase in aggregate reserves for life and accident and health contracts	6,525,122			(4,799,416)							35,703,687		(24,379,149)
20. Totals (Lines 10 to 19)	276,119,361			168,970,217							95,873,052		11,276,092
21. Commissions on premiums, annuity considerations and deposit-type contract funds (direct business only)													
22. Commissions and expense allowances on reinsurance assumed	82,877,463			43,221,969							23,276,747	12,087,982	4,290,765
23. General insurance expenses	13,578,721			7,343,207							2,759,966	2,067,226	1,408,322
24. Insurance taxes, licenses and fees, excluding federal income taxes	39,445			23,657							12,872		2,916
25. Increase in loading on deferred and uncollected premiums													
26. Net transfers to or (from) Separate Accounts net of reinsurance													
27. Aggregate write-ins for deductions	59,157,136			2,000,000								57,157,136	
28. Totals (Lines 20 to 27)	431,772,126			221,559,050							121,922,637	71,312,344	16,978,095
29. Net gain from operations before dividends to policyholders, and refunds to members and federal income taxes (Line 9 minus Line 28)	16,817,545			25,888,683							33,187,347	(56,952,318)	14,693,833
30. Dividends to policyholders and refunds to members													
31. Net gain from operations after dividends to policyholders, refunds to members and before federal income taxes (Line 29 minus Line 30)	16,817,545			25,888,683							33,187,347	(56,952,318)	14,693,833
32. Federal income taxes incurred (excluding tax on capital gains)	3,798,657			5,847,598							7,496,182	(12,864,088)	3,318,965
33. Net gain from operations after dividends to policyholders, refunds to members and federal income taxes and before realized capital gains or (losses) (Line 31 minus Line 32)	13,018,888			20,041,085							25,691,165	(44,088,230)	11,374,868
34. Policies/certificates in force end of year													
DETAILS OF WRITE-INS													
08.301. Fee Income													
08.302. ModCo													
08.303. Misc Income	2,962,957			3,020,145							(57,188)		
08.398. Summary of remaining write-ins for Line 8.3 from overflow page													
08.399. Totals (Lines 08.301 thru 08.303 plus 08.398) (Line 8.3 above)	2,962,957			3,020,145							(57,188)		
2701. Funds held interest expense	57,157,136											57,157,136	
2702. Experience refunds	2,000,000			2,000,000									
2703. Misc. expense													
2798. Summary of remaining write-ins for Line 27 from overflow page													
2799. Totals (Lines 2701 thru 2703 plus 2798) (Line 27 above)	59,157,136			2,000,000								57,157,136	

(a) Indicate if blocks of business in run-off that comprise less than 5% of premiums and less than 5% of reserve and loans liability are aggregated with material blocks of business and which columns are affected.

ANNUAL STATEMENT FOR THE YEAR 2022 OF THE General Re Life Corporation
ANALYSIS OF INCREASE IN RESERVES DURING THE YEAR - INDIVIDUAL LIFE INSURANCE (a)

	1	2	3	4	5	6	7	8	9	10	11	12
	Total	Industrial Life	Whole Life	Term Life	Indexed Life	Universal Life	Universal Life With Secondary Guarantees	Variable Life	Variable Universal Life	Credit Life ^(b) (N/A Fraternal)	Other Individual Life	YRT Mortality Risk Only
Involving Life or Disability Contingencies (Reserves) (Net of Reinsurance Ceded)												
1. Reserve December 31 of prior year	1,467,071,194		34,104,380	454,496,056		21,391,114				7,744,033	9,783,427	939,552,184
2. Tabular net premiums or considerations	2,106,388,319		28,639,577	410,855,336		29,628,444				48,090,689	31,094,639	1,558,079,634
3. Present value of disability claims incurred	54,722			4,545		6,716						43,461
4. Tabular interest	118,155,359		1,971,855	28,550,539		1,737,288				1,010,494	779,650	84,105,533
5. Tabular less actual reserve released	(349,971)		2,895	59,902		(194,613)					3,662	(221,817)
6. Increase in reserve on account of change in valuation basis												
6.1 Change in excess of VM-20 deterministic/stochastic reserve over net premium reserve	41,517,471	XXX		28,049,716						XXX		13,467,755
7. Other increases (net)	(19,206,087)		11,517	(16,528,269)						(1,520,884)	(1,168,451)	
8. Totals (Lines 1 to 7)	3,713,631,007		64,730,224	905,487,825		52,568,949				55,324,332	40,492,927	2,595,026,750
9. Tabular cost	2,086,288,424		30,408,480	397,095,582		30,468,258				31,690,589	25,040,199	1,571,585,316
10. Reserves released by death	5,369,114		908,164	1,355,574		271,429				18,450	6,669	2,808,828
11. Reserves released by other terminations (net)	89,928,013		1,249,470	32,399,215		1,027,613				787,142	622,310	53,842,263
12. Annuity, supplementary contract and disability payments involving life contingencies	279,402			28,236		23,180					9,015	218,971
13. Net transfers to or (from) Separate Accounts												
14. Total Deductions (Lines 9 to 13)	2,181,864,953		32,566,114	430,878,607		31,790,480				32,496,181	25,678,193	1,628,455,378
15. Reserve December 31 of current year	1,531,766,054		32,164,110	474,609,218		20,778,469				22,828,151	14,814,734	966,571,372
Cash Surrender Value and Policy Loans												
16. CSV Ending balance December 31, current year												
17. Amount Available for Policy Loans Based upon Line 16 CSV												

(a) Indicate if blocks of business in run-off that comprise less than 5% of premiums and less than 5% of reserve and loans liability are aggregated with material blocks of business and which columns are affected.
(b) Individual and Group Credit Life are combined and included on page. (Indicate whether included with Individual or Group.)

ANNUAL STATEMENT FOR THE YEAR 2022 OF THE General Re Life Corporation
ANALYSIS OF INCREASE IN RESERVES DURING THE YEAR - GROUP LIFE INSURANCE (a)
(N/A Fraternal)

	1 Total	2 Whole Life	3 Term Life	4 Universal Life	5 Variable Life	6 Variable Universal Life	7 Credit Life ^(b)	8 Other Group Life	9 YRT Mortality Risk Only
Involving Life or Disability Contingencies (Reserves) (Net of Reinsurance Ceded)									
1. Reserve December 31 of prior year	68,208,011		16,248,279					51,959,732	
2. Tabular net premiums or considerations	50,486,175		47,631,976					2,854,199	
3. Present value of disability claims incurred	1,191,299		1,191,299						
4. Tabular interest	1,280,872							1,280,872	
5. Tabular less actual reserve released	1,588,752							1,588,752	
6. Increase in reserve on account of change in valuation basis									
7. Other increases (net)	(657,113)		(398,334)					(258,779)	
8. Totals (Lines 1 to 7)	122,097,996		64,673,220					57,424,776	
9. Tabular cost	51,069,191		47,988,372					3,080,819	
10. Reserves released by death	22,203,274		15,893,988					6,309,286	
11. Reserves released by other terminations (net)	2,844,637							2,844,637	
12. Annuity, supplementary contract and disability payments involving life contingencies									
13. Net transfers to or (from) Separate Accounts									
14. Total Deductions (Lines 9 to 13)	76,117,102		63,882,360					12,234,742	
15. Reserve December 31 of current year	45,980,894		790,860					45,190,034	
Cash Surrender Value and Policy Loans									
16. CSV Ending balance December 31, current year									
17. Amount Available for Policy Loans Based upon Line 16 CSV									

(a) Indicate if blocks of business in run-off that comprise less than 5% of premiums and less than 5% of reserve and loans liability are aggregated with material blocks of business and which columns are affected.

(b) Individual and Group Credit Life are combined and included on page. (Indicate whether included with Individual or Group.)

ANNUAL STATEMENT FOR THE YEAR 2022 OF THE General Re Life Corporation
ANALYSIS OF INCREASE IN RESERVES DURING THE YEAR - INDIVIDUAL ANNUITIES (a)

	1 Total	Deferred				6 Life Contingent Payout (Immediate and Annuitizations)	7 Other Annuities
		2 Fixed Annuities	3 Indexed Annuities	4 Variable Annuities with Guarantees	5 Variable Annuities without Guarantees		
Involving Life or Disability Contingencies (Reserves) (Net of Reinsurance Ceded)							
1. Reserve December 31 of prior year	1,520,944	1,520,944					
2. Tabular net premiums or considerations	13,117	13,117					
3. Present value of disability claims incurredXXX	.XXX	.XXX	.XXX	.XXX	.XXX	.XXX
4. Tabular interest	55,012	55,012					
5. Tabular less actual reserve released	(2,082)	(2,082)					
6. Increase in reserve on account of change in valuation basis							
7. Other increases (net)							
8. Totals (Lines 1 to 7)	1,586,991	1,586,991					
9. Tabular cost							
10. Reserves released by deathXXX	.XXX	.XXX	.XXX	.XXX	.XXX	.XXX
11. Reserves released by other terminations (net)	93,527	93,527					
12. Annuity, supplementary contract and disability payments involving life contingencies	(27,524)	(27,524)					
13. Net transfers to or (from) Separate Accounts							
14. Total Deductions (Lines 9 to 13)	66,003	66,003					
15. Reserve December 31 of current year	1,520,988	1,520,988					
Cash Surrender Value and Policy Loans							
16. CSV Ending balance December 31, current year							
17. Amount Available for Policy Loans Based upon Line 16 CSV							

(a) Indicate if blocks of business in run-off that comprise less than 5% of premiums and less than 5% of reserve and loans liability are aggregated with material blocks of business and which columns are affected.

ANNUAL STATEMENT FOR THE YEAR 2022 OF THE General Re Life Corporation
ANALYSIS OF INCREASE IN RESERVES DURING THE YEAR - GROUP ANNUITIES (a)
(N/A Fraternal)

	1	Deferred				6	7
	Total	2 Fixed Annuities	3 Indexed Annuities	4 Variable Annuities with Guarantees	5 Variable Annuities without Guarantees	Life Contingent Payout (Immediate and Annuitizations)	Other Annuities
Involving Life or Disability Contingencies (Reserves) (Net of Reinsurance Ceded)							
1. Reserve December 31 of prior year							
2. Tabular net premiums or considerations							
3. Present value of disability claims incurredxxx	.xxx	.xxx	.xxx	.xxx	.xxx	.xxx
4. Tabular interest							
5. Tabular less actual reserve released							
6. Increase in reserve on account of change in valuation basis							
7. Other increases (net)							
8. Totals (Lines 1 to 7)							
9. Tabular cost							
10. Reserves released by deathxxx		.xxx	.xxx	.xxx	.xxx	.xxx
11. Reserves released by other terminations (net)							
12. Annuity, supplementary contract and disability payments involving life contingencies							
13. Net transfers to or (from) Separate Accounts							
14. Total Deductions (Lines 9 to 13)							
15. Reserve December 31 of current year							
Cash Surrender Value and Policy Loans							
16. CSV Ending balance December 31, current year							
17. Amount Available for Policy Loans Based upon Line 16 CSV							

NONE

(a) Indicate if blocks of business in run-off that comprise less than 5% of premiums and less than 5% of reserve and loans liability are aggregated with material blocks of business and which columns are affected.

ANNUAL STATEMENT FOR THE YEAR 2022 OF THE General Re Life Corporation

EXHIBIT OF NET INVESTMENT INCOME

	1 Collected During Year	2 Earned During Year
1. U.S. Government bonds	(a) 2,498,168	4,185,818
1.1 Bonds exempt from U.S. tax	(a)	
1.2 Other bonds (unaffiliated)	(a) 2,780,806	3,029,258
1.3 Bonds of affiliates	(a)	
2.1 Preferred stocks (unaffiliated)	(b)	
2.11 Preferred stocks of affiliates	(b) 17,508,400	12,846,400
2.2 Common stocks (unaffiliated)		
2.21 Common stocks of affiliates		
3. Mortgage loans	(c)	
4. Real estate	(d)	
5. Contract loans		
6. Cash, cash equivalents and short-term investments	(e) 44,845,914	44,845,914
7. Derivative instruments	(f)	
8. Other invested assets	39,083,392	39,055,253
9. Aggregate write-ins for investment income	54,690	54,690
10. Total gross investment income	106,771,370	104,017,333
11. Investment expenses		(g) 1,073,932
12. Investment taxes, licenses and fees, excluding federal income taxes		(g)
13. Interest expense		(h)
14. Depreciation on real estate and other invested assets		(i)
15. Aggregate write-ins for deductions from investment income		
16. Total deductions (Lines 11 through 15)		1,073,932
17. Net investment income (Line 10 minus Line 16)		102,943,401
DETAILS OF WRITE-INS		
0901. Other	54,690	54,690
0902.		
0903.		
0998. Summary of remaining write-ins for Line 9 from overflow page		
0999. Totals (Lines 0901 thru 0903 plus 0998) (Line 9, above)	54,690	54,690
1501.		
1502.		
1503.		
1598. Summary of remaining write-ins for Line 15 from overflow page		
1599. Totals (Lines 1501 thru 1503 plus 1598) (Line 15, above)		

- (a) Includes \$ 528,995 accrual of discount less \$ 3,540,493 amortization of premium and less \$ 114,236 paid for accrued interest on purchases.
- (b) Includes \$ accrual of discount less \$ amortization of premium and less \$ paid for accrued dividends on purchases.
- (c) Includes \$ accrual of discount less \$ amortization of premium and less \$ paid for accrued interest on purchases.
- (d) Includes \$ for company's occupancy of its own buildings; and excludes \$ interest on encumbrances.
- (e) Includes \$ accrual of discount less \$ amortization of premium and less \$ paid for accrued interest on purchases.
- (f) Includes \$ accrual of discount less \$ amortization of premium.
- (g) Includes \$ investment expenses and \$ investment taxes, licenses and fees, excluding federal income taxes, attributable to segregated and Separate Accounts.
- (h) Includes \$ interest on surplus notes and \$ interest on capital notes.
- (i) Includes \$ depreciation on real estate and \$ depreciation on other invested assets.

EXHIBIT OF CAPITAL GAINS (LOSSES)

	1	2	3	4	5
	Realized Gain (Loss) On Sales or Maturity	Other Realized Adjustments	Total Realized Capital Gain (Loss) (Columns 1 + 2)	Change in Unrealized Capital Gain (Loss)	Change in Unrealized Foreign Exchange Capital Gain (Loss)
1. U.S. Government bonds					
1.1 Bonds exempt from U.S. tax					
1.2 Other bonds (unaffiliated)	(23)		(23)		(3,242,826)
1.3 Bonds of affiliates					
2.1 Preferred stocks (unaffiliated)	607,290		607,290	(17,064,150)	
2.11 Preferred stocks of affiliates					
2.2 Common stocks (unaffiliated)					
2.21 Common stocks of affiliates				52,994	
3. Mortgage loans					
4. Real estate					
5. Contract loans					
6. Cash, cash equivalents and short-term investments	(19,494)		(19,494)		
7. Derivative instruments					
8. Other invested assets					(3,086,228)
9. Aggregate write-ins for capital gains (losses)					
10. Total capital gains (losses)	587,773		587,773	(17,011,156)	(6,329,054)
DETAILS OF WRITE-INS					
0901.					
0902.					
0903.					
0998. Summary of remaining write-ins for Line 9 from overflow page					
0999. Totals (Lines 0901 thru 0903 plus 0998) (Line 9, above)					

ANNUAL STATEMENT FOR THE YEAR 2022 OF THE General Re Life Corporation

EXHIBIT - 1 PART 1 - PREMIUMS AND ANNUITY CONSIDERATIONS FOR LIFE AND ACCIDENT AND HEALTH CONTRACTS

	Insurance											11 Aggregate of All Other Lines of Business	12 Fraternal (Fraternal Benefit Societies Only)
	1 Total	2 Industrial Life	3 Ordinary		5 Credit Life (Group and Individual)	6 Group		8 Accident and Health					
			4 Life Insurance	Individual Annuities		7 Life Insurance	7 Annuities	9 Group	9 Credit (Group and Individual)	10 Other			
FIRST YEAR (other than single)													
1. Uncollected	1,380,328		426,528									953,800	
2. Deferred and accrued													
3. Deferred, accrued and uncollected:													
3.1 Direct													
3.2 Reinsurance assumed	1,532,480		578,680									953,800	
3.3 Reinsurance ceded	152,152		152,152										
3.4 Net (Line 1 + Line 2)	1,380,328		426,528									953,800	
4. Advance													
5. Line 3.4 - Line 4	1,380,328		426,528									953,800	
6. Collected during year:													
6.1 Direct													
6.2 Reinsurance assumed	12,263,886		5,098,817									7,165,069	
6.3 Reinsurance ceded	545,767		545,767										
6.4 Net	11,718,119		4,553,050									7,165,069	
7. Line 5 + Line 6.4	13,098,447		4,979,578									8,118,869	
8. Prior year (uncollected + deferred and accrued - advance)	1,307,006		(230,537)									1,537,543	
9. First year premiums and considerations:													
9.1 Direct													
9.2 Reinsurance assumed	12,334,279		5,752,953									6,581,326	
9.3 Reinsurance ceded	542,838		542,838										
9.4 Net (Line 7 - Line 8)	11,791,441		5,210,115									6,581,326	
SINGLE													
10. Single premiums and considerations:													
10.1 Direct													
10.2 Reinsurance assumed													
10.3 Reinsurance ceded													
10.4 Net													
RENEWAL													
11. Uncollected	323,845,682		180,772,325		4,343,565	75,431,551		5,144,806				58,153,435	
12. Deferred and accrued													
13. Deferred, accrued and uncollected:													
13.1 Direct													
13.2 Reinsurance assumed	342,480,378		187,560,725		4,343,565	75,431,551		5,332,806				69,811,731	
13.3 Reinsurance ceded	18,634,695		6,788,399					188,000				11,658,296	
13.4 Net (Line 11 + Line 12)	323,845,683		180,772,326		4,343,565	75,431,551		5,144,806				58,153,435	
14. Advance													
15. Line 13.4 - Line 14	323,845,683		180,772,326		4,343,565	75,431,551		5,144,806				58,153,435	
16. Collected during year:													
16.1 Direct													
16.2 Reinsurance assumed	1,511,196,031		950,918,482	13,265	8,531,257	56,732,778		13,851,031				481,149,218	
16.3 Reinsurance ceded	92,966,832		15,247,168					1,920,896				75,798,768	
16.4 Net	1,418,229,199		935,671,314	13,265	8,531,257	56,732,778		11,930,135				405,350,450	
17. Line 15 + Line 16.4	1,742,074,882		1,116,443,640	13,265	12,874,822	132,164,329		17,074,941				463,503,885	
18. Prior year (uncollected + deferred and accrued - advance)	315,535,865		181,105,246		3,954,654	47,882,968		3,406,007				79,186,990	
19. Renewal premiums and considerations:													
19.1 Direct													
19.2 Reinsurance assumed	1,522,402,109		954,236,490	13,265	8,920,168	84,281,361		15,566,829				459,383,996	
19.3 Reinsurance ceded	95,863,092		18,898,096					1,897,895				75,067,101	
19.4 Net (Line 17 - Line 18)	1,426,539,017		935,338,394	13,265	8,920,168	84,281,361		13,668,934				384,316,895	
TOTAL													
20. Total premiums and annuity considerations:													
20.1 Direct													
20.2 Reinsurance assumed	1,534,736,388		959,989,443	13,265	8,920,168	84,281,361		15,566,829				465,965,322	
20.3 Reinsurance ceded	96,405,930		19,440,934					1,897,895				75,067,101	
20.4 Net (Lines 9.4 + 10.4 + 19.4)	1,438,330,458		940,548,509	13,265	8,920,168	84,281,361		13,668,934				390,898,221	

ANNUAL STATEMENT FOR THE YEAR 2022 OF THE General Re Life Corporation

EXHIBIT - 1 PART 2 - POLICYHOLDERS' DIVIDENDS, REFUNDS TO MEMBERS AND COUPONS APPLIED, REINSURANCE COMMISSIONS AND EXPENSE ALLOWANCES AND COMMISSIONS INCURRED (Direct Business Only)

	Insurance											
	1	2	Ordinary		5	Group		Accident and Health			11	12
			3	4		6	7	8	9	10		
Total	Industrial Life	Life Insurance	Individual Annuities	Credit Life (Group and Individual)	Life Insurance	Annuities	Group	Credit (Group and Individual)	Other	Aggregate of All Other Lines of Business	Fraternal (Fraternal Benefit Societies Only)	
POLICYHOLDERS' DIVIDENDS, REFUNDS TO MEMBERS AND COUPONS APPLIED (included in Part 1)												
21. To pay renewal premiums												
22. All other												
REINSURANCE COMMISSIONS AND EXPENSE ALLOWANCES INCURRED												
23. First year (other than single):												
23.1 Reinsurance ceded	563		563									
23.2 Reinsurance assumed	6,603,930		2,420,454						4,183,476			
23.3 Net ceded less assumed	(6,603,367)		(2,419,891)						(4,183,476)			
24. Single:												
24.1 Reinsurance ceded												
24.2 Reinsurance assumed												
24.3 Net ceded less assumed												
25. Renewal:												
25.1 Reinsurance ceded	16,917,654		2,364,346					465,370		14,087,938		
25.2 Reinsurance assumed	118,470,563		34,097,989	4,402	892,017	4,782,168		2,702,351		75,991,636		
25.3 Net ceded less assumed	(101,552,909)		(31,733,643)	(4,402)	(892,017)	(4,782,168)		(2,236,981)		(61,903,698)		
26. Totals:												
26.1 Reinsurance ceded (Page 6, Line 6)	16,918,217		2,364,909					465,370		14,087,938		
26.2 Reinsurance assumed (Page 6, Line 22)	125,074,493		36,518,443	4,402	892,017	4,782,168		2,702,351		80,175,112		
26.3 Net ceded less assumed	(108,156,276)		(34,153,534)	(4,402)	(892,017)	(4,782,168)		(2,236,981)		(66,087,174)		
COMMISSIONS INCURRED (direct business only)												
27. First year (other than single)												
28. Single												
29. Renewal												
30. Deposit-type contract funds												
31. Totals (to agree with Page 6, Line 21)												

ANNUAL STATEMENT FOR THE YEAR 2022 OF THE General Re Life Corporation

EXHIBIT 2 - GENERAL EXPENSES

	Insurance				5 Investment	6 Fraternal	7 Total
	1 Life	2 Accident and Health		4 All Other Lines of Business			
		2 Cost Containment	3 All Other				
1. Rent	2,032,803		550,906				2,583,709
2. Salaries and wages	30,448,161		8,230,905				38,679,066
3.11 Contributions for benefit plans for employees	2,393,313		646,973				3,040,286
3.12 Contributions for benefit plans for agents							
3.21 Payments to employees under non-funded benefit plans							
3.22 Payments to agents under non-funded benefit plans							
3.31 Other employee welfare	71,706		19,384				91,090
3.32 Other agent welfare							
4.1 Legal fees and expenses	5,165,504		1,396,366				6,561,870
4.2 Medical examination fees							
4.3 Inspection report fees							
4.4 Fees of public accountants and consulting actuaries	740,949		200,297				941,246
4.5 Expense of investigation and settlement of policy claims							
5.1 Traveling expenses	931,782		251,884				1,183,666
5.2 Advertising	9,459		2,557				12,016
5.3 Postage, express, telegraph and telephone	51,447		13,907				65,354
5.4 Printing and stationery							
5.5 Cost or depreciation of furniture and equipment	1,529,003		413,328				1,942,331
5.6 Rental of equipment	8,970		2,425				11,395
5.7 Cost or depreciation of EDP equipment and software							
6.1 Books and periodicals	186,344		50,373				236,717
6.2 Bureau and association fees	403,488		109,073				512,561
6.3 Insurance, except on real estate	34,706		9,382				44,088
6.4 Miscellaneous losses							
6.5 Collection and bank service charges	57,797		15,624				73,421
6.6 Sundry general expenses	41,345		11,178				52,523
6.7 Group service and administration fees							
6.8 Reimbursements by uninsured plans							
7.1 Agency expense allowance							
7.2 Agents' balances charged off (less \$ recovered)							
7.3 Agency conferences other than local meetings							
8.1 Official publication (Fraternal Benefit Societies Only)	XXX	XXX	XXX	XXX	XXX		
8.2 Expense of supreme lodge meetings (Fraternal Benefit Societies Only)	XXX	XXX	XXX	XXX	XXX		
9.1 Real estate expenses							
9.2 Investment expenses not included elsewhere					1,073,932		1,073,932
9.3 Aggregate write-ins for expenses	6,120,632		1,654,562				7,775,194
10. General expenses incurred	50,227,409		13,579,124		1,073,932	(b)	(a) 64,880,465
11. General expenses unpaid Dec. 31, prior year	8,565,799		3,259,745				11,825,544
12. General expenses unpaid Dec. 31, current year	9,464,878		2,558,761				12,023,639
13. Amounts receivable relating to uninsured plans, prior year							
14. Amounts receivable relating to uninsured plans, current year							
15. General expenses paid during year (Lines 10+11-12-13+14)	49,328,330		14,280,108		1,073,932		64,682,370
DETAILS OF WRITE-INS							
09.301. Employee acquisition	138,624		37,474				176,098
09.302. Data processing	4,482,278		1,211,673				5,693,951
09.303. Consulting	1,499,730		405,415				1,905,145
09.398. Summary of remaining write-ins for Line 9.3 from overflow page							
09.399. Totals (Lines 09.301 thru 09.303 plus 09.398) (Line 9.3 above)	6,120,632		1,654,562				7,775,194

(a) Includes management fees of \$ to affiliates and \$ to non-affiliates.

(b) Show the distribution of this amount in the following categories (Fraternal Benefit Societies Only):

1. Charitable \$; 2. Institutional \$; 3. Recreational and Health \$; 4. Educational \$; 5. Religious \$; 6. Membership \$; 7. Other \$; 8. Total \$

EXHIBIT 3 - TAXES, LICENSES AND FEES (EXCLUDING FEDERAL INCOME TAXES)

	Insurance			4 Investment	5 Fraternal	6 Total
	1 Life	2 Accident and Health	3 All Other Lines of Business			
1. Real estate taxes						
2. State insurance department licenses and fees	23,316	9,126				32,442
3. State taxes on premiums	22,729	8,896				31,625
4. Other state taxes, including \$ for employee benefits	49,209	19,260				68,469
5. U.S. Social Security taxes						
6. All other taxes	5,535	2,167				7,702
7. Taxes, licenses and fees incurred	100,789	39,449				140,238
8. Taxes, licenses and fees unpaid Dec. 31, prior year	283,130	121,542				404,672
9. Taxes, licenses and fees unpaid Dec. 31, current year	18,282	7,155				25,437
10. Taxes, licenses and fees paid during year (Lines 7 + 8 - 9)	365,637	153,836				519,473

EXHIBIT 4 - DIVIDENDS OR REFUNDS

	1 Life	2 Accident and Health
	1. Applied to pay renewal premiums	
2. Applied to shorten the endowment or premium-paying period		
3. Applied to provide paid-up additions		
4. Applied to provide paid-up annuities		
5. Total Lines 1 through 4		
6. Paid in cash		
7. Left on deposit		
8. Aggregate write-ins for dividend or refund options		
9. Total Lines 5 through 8		
10. Amount due and unpaid		
11. Provision for dividends or refunds payable in the following calendar year		
12. Terminal dividends		
13. Provision for deferred dividend contracts		
14. Amount provisionally held for deferred dividend contracts not included in Line 13		
15. Total Lines 10 through 14		
16. Total from prior year		
17. Total dividends or refunds (Lines 9 + 15 - 16)		
DETAILS OF WRITE-INS		
0801.		
0802.		
0803.		
0898. Summary of remaining write-ins for Line 8 from overflow page		
0899. Totals (Lines 0801 thru 0803 plus 0898) (Line 8 above)		

NONE

EXHIBIT 5 - AGGREGATE RESERVE FOR LIFE CONTRACTS

1	2	3	4	5	6
Valuation Standard	Total ^(a)	Industrial	Ordinary	Credit (Group and Individual)	Group
0100001. 1941 CSO 2.50% CRVM					
0100002. 1941 CSO 2.50% NLP	1,072,984		1,072,984		
0100003. 1941 CSO 3.00% CRVM	82,422		82,422		
0100004. 1941 CSO 3.00% NLP	231,472		231,472		
0100005. 1941 CSO Cont. ANB CRVM 2.5%					
0100006. 1958 CET 2.50% NLP	10,932		10,932		
0100007. 1958 CET 3.00% NLP	290,837		290,837		
0100008. 1958 CET 3.5%					
0100009. 1958 CET 3.50% NLP	650,357		650,357		
0100010. 1958 CET 4.00% NLP	54,168		54,168		
0100011. 1958 CET 4.50% NLP	83,626		83,626		
0100012. 1958 CSO 2.50% CRVM	1,114,448		1,114,448		
0100013. 1958 CSO 2.50% NLP	409,271		409,271		
0100014. 1958 CSO 3.00% CRVM	3,134,603		3,134,603		
0100015. 1958 CSO 3.00% CRVM ALB					
0100016. 1958 CSO 3.00% NLP	3,592,169		3,592,169		
0100017. 1958 CSO 3.50% CRVM	3,956,912		3,956,912		
0100018. 1958 CSO 3.50% NLP	1,368,161		1,368,161		
0100019. 1958 CSO 4.00% CRVM	442,912		442,912		
0100020. 1958 CSO 4.00% NLP	70,870		70,870		
0100021. 1958 CSO 4.50% CRVM	2,857,519		2,857,519		
0100022. 1958 CSO 4.50% NLP	529,567		529,567		
0100023. 1958 CSO 5.50% CRVM	47,719		47,719		
0100024. 1958 CSO 5.50% NLP	22,151		22,151		
0100025. 1958 CSO Cont. ALB CRVM 3%					
0100026. 1958 CSO Cont. ALB CRVM 3.5%	11		11		
0100027. 1958 CSO Cont. ALB CRVM 4%					
0100028. 1958 CSO Cont. ALB CRVM 4.5%	33,346		33,346		
0100029. 1958 CSO Cont. ALB NL 3%	198,430		198,430		
0100030. 1958 CSO Cont. ALB NL 4%					
0100031. 1958 CSO Cont. ALB NL 4.5%	7,985,033		7,985,033		
0100032. 1958 CSO Cont. ANB CRVM 2.5%					
0100033. 1958 CSO Cont. ANB CRVM 3%					
0100034. 1958 CSO Cont. ANB CRVM 3.5%	159,643		159,643		
0100035. 1958 CSO Cont. ANB CRVM 4%					
0100036. 1958 CSO Cont. ANB CRVM 4.5%					
0100037. 1958 CSO Cont. ANB MPT 4%					
0100038. 1958 CSO Cont. ANB MPT 4.5%					
0100039. 1958 CSO Cont. ANB MPT 6%					
0100040. 1958 CSO Cont. ANB NL 2.5%					
0100041. 1958 CSO Cont. ANB NL 3%	57,568		57,568		
0100042. 1958 CSO Cont. ANB NL 4%	9,502		9,502		
0100043. 1958 CSO Cont. ANB NL 4.5%	43,948		43,948		
0100044. 1958 CSO Cont. ANB NL 5.5%					
0100045. 1958 CSO Curt. ALB CRVM 3.5%					
0100046. 1958 CSO Curt. ALB NL 3%					
0100047. 1958 CSO Curt. ANB NL 5.5%					
0100048. 1980 CET 3.00% NLP	4,366		4,366		
0100049. 1980 CET 4.5%					
0100050. 1980 CET 4.50% NLP	34,467		34,467		
0100051. 1980 CSO 3.00% CRVM	69,872		69,872		
0100052. 1980 CSO 3.00% NLP	6,168		6,168		
0100053. 1980 CSO 4.00% CRVM					
0100054. 1980 CSO 4.50% CRVM	240,202		240,202		
0100055. 1980 CSO 4.50% NLP	67,072		67,072		
0100056. 1980 CSO 6.00% NLP					
0100057. 1980 CSO ALB MPT 5.5%	5,856,131		5,856,131		
0100058. 1980 CSO ALB, 3.50%					
0100059. 1980 CSO Cont ALB CRVM 4.5%					
0100060. 1980 CSO Cont ALB NL 5.5%					
0100061. 1980 CSO Cont. ALB CRVM 4%					
0100062. 1980 CSO Cont. ALB CRVM 4.5%	62,114,503		62,114,503		
0100063. 1980 CSO Cont. ALB CRVM 5%	6,114,444		6,114,444		
0100064. 1980 CSO Cont. ALB CRVM 5.5%	10,380,016		10,380,016		
0100065. 1980 CSO Cont. ALB CRVM 6%	9,021,316		9,021,316		
0100066. 1980 CSO Cont. ALB NL 4%	7,382,570		7,382,570		
0100067. 1980 CSO Cont. ALB NL 4.5%	29,129,766		29,129,766		
0100068. 1980 CSO Cont. ALB NL 5%	13,361,219		13,361,219		
0100069. 1980 CSO Cont. ALB NL 5.5%	47,901,615		47,901,615		
0100070. 1980 CSO Cont. ALB NL 6%	76,486,776		76,486,776		
0100071. 1980 CSO Cont. ANB CRVM 4%	4,477,960		4,477,960		
0100072. 1980 CSO Cont. ANB CRVM 4.5%	32,591,691		32,591,691		
0100073. 1980 CSO Cont. ANB CRVM 5%	6,205,221		6,205,221		
0100074. 1980 CSO Cont. ANB CRVM 5.5%	38,194,134		38,194,134		
0100075. 1980 CSO Cont. ANB CRVM 6%	48,169,957		48,169,957		
0100076. 1980 CSO Cont. ANB NL 4%	43,646,563		43,646,563		
0100077. 1980 CSO Cont. ANB NL 4.5%	29,415,694		29,415,694		
0100078. 1980 CSO Cont. ANB NL 5%	36,776,341		36,776,341		
0100079. 1980 CSO Cont. ANB NL 5.5%	77,095,869		77,095,869		
0100080. 1980 CSO Cont. ANB NL 6%	80,623,716		80,623,716		
0100081. 1980 CSO Curt. ALB CRVM 5%					
0100082. 1980 CSO Curt. ALB NL 4%					
0100083. 1980 CSO Curt. ALB NL 5%					
0100084. 2001 CSO Cont. ALB CRVM 3%	22,980,282		152,132	22,828,150	
0100085. 2001 CSO Cont. ALB CRVM 3.5%	54,483,253		54,483,253		
0100086. 2001 CSO Cont. ALB CRVM 4%	82,951,071		82,951,071		
0100087. 2001 CSO Cont. ALB CRVM 4.5%	4,572,070		4,572,070		
0100088. 2001 CSO Cont. ANB CRVM 4%	152,541,366		118,882,209		33,659,157
0100089. 2001 CSO Cont. ANB CRVM 3.5%	84,188,086		84,188,086		
0100090. 2017 CSO Cont. ANB CRVM 3.5%	20,586,160		20,586,160		
0100091. 2017 CSO Cont. ALB CRVM 3.5%	3,060,925		3,060,925		
0100092. 2017 CSO VM-20 NPR ANB 3%	14,082,455		14,082,455		

ANNUAL STATEMENT FOR THE YEAR 2022 OF THE General Re Life Corporation
EXHIBIT 5 - AGGREGATE RESERVE FOR LIFE CONTRACTS

1	2	3	4	5	6
Valuation Standard	Total ^(a)	Industrial	Ordinary	Credit (Group and Individual)	Group
0100093. 2017 CSO VM-20 NPR ALB 3%	2,093,898		2,093,898		
0100094. 2017 CSO VM-20 NPR ANB 3.5%	11,615,082		11,615,082		
0100095. 2017 CSO VM-20 NPR ALB 3.5%	1,727,028		1,727,028		
0100096. 2017 CSO VM-20 NPR 3.5%	5,545,859		5,545,859		
0100097. 2017 CSO Cont. CRVM 3.5%	20,108,061		20,108,061		
0100098. 2017 CSO VM-20 NPR 3%	17,371,914		17,371,914		
0100099. VM-20 DET/STO	624,765,898		624,765,898		
0100100. AE 3.00% CRVM	26,182		26,182		
0100101. AE 3.00% NLP	148,797		148,797		
0100102. AE 3.50% NLP	32,763		32,763		
0100103. AE 3.50% crvm					
0100104. AE 4.00% NLP	573		573		
0100105. AM 3.00% CRVM					
0100106. AM 3.00% NL					
0100107. AM 3.50% NL					
0100108. IPOC					
0100109. UNEARNED PREMIUM	107,138		83,581		23,557
0100110. VARIOUS					
0199997. Totals (Gross)	1,816,867,091		1,760,356,227	22,828,150	33,682,714
0199998. Reinsurance ceded	591,796,055		591,796,055		
0199999. Life Insurance: Totals (Net)	1,225,071,036		1,168,560,172	22,828,150	33,682,714
0200001. Deferred 3%	125,497	XXX	125,497	XXX	
0200002. Deferred 3.5%	593,808	XXX	593,808	XXX	
0200003. Deferred 4%	801,683	XXX	801,683	XXX	
0299997. Totals (Gross)	1,520,988	XXX	1,520,988	XXX	
0299998. Reinsurance ceded		XXX		XXX	
0299999. Annuities: Totals (Net)	1,520,988	XXX	1,520,988	XXX	
0300001. 1983 IAM ALB 5.5%	54,432		54,432		
0399997. Totals (Gross)	54,432		54,432		
0399998. Reinsurance ceded					
0399999. SCWLC: Totals (Net)	54,432		54,432		
0400001. 1959 ADB/58 CSO 3.5%	1,567		1,567		
0499997. Totals (Gross)	1,567		1,567		
0499998. Reinsurance ceded					
0499999. Accidental Death Benefits: Totals (Net)	1,567		1,567		
0500001. 1952 DISA With 58 CSO 3%	21		21		
0500002. BENS COMB/W 58CSO 3% NL 1964-80	595		595		
0599997. Totals (Gross)	616		616		
0599998. Reinsurance ceded	4		4		
0599999. Disability-Active Lives: Totals (Net)	612		612		
0600001. 1952 DISABILITIES STUDY 3% & 58 CSO	288,250		288,250		
0600002. 2005 SOA Experience Study Table	11,475,753				11,475,753
0600003. BENS COMB/W 58CSO 3% NL 1964-80	3,345,702		3,345,702		
0699997. Totals (Gross)	15,109,705		3,633,952		11,475,753
0699998. Reinsurance ceded	45,172		45,172		
0699999. Disability-Disabled Lives: Totals (Net)	15,064,533		3,588,780		11,475,753
0700001. DEFICIENCY RESERVES	303,594,258		302,803,396		790,862
0700002. NONDEDUCTION	45,175		45,175		
0700003. UNEARNED PREMIUM	31,567				31,567
0700004. MINIMUM DEATH BENEFIT GUARANTEE	19,741		19,741		
0700005. LIVING BENEFIT RIDERS ON LIFE CONTRACTS	35,849,742		35,849,742		
0799997. Totals (Gross)	339,540,483		338,718,054		822,429
0799998. Reinsurance ceded	1,985,713		1,985,713		
0799999. Miscellaneous Reserves: Totals (Net)	337,554,770		336,732,341		822,429
9999999. Totals (Net) - Page 3, Line 1	1,579,267,938		1,510,458,892	22,828,150	45,980,896

(a) Included in the above table are amounts of deposit-type contracts that originally contained a mortality risk. Amounts of deposit-type contracts in Column 2 that no longer contain a mortality risk are Life Insurance \$; Annuities \$; Supplementary Contracts with Life Contingencies \$; Accidental Death Benefits \$; Disability - Active Lives \$; Disability - Disabled Lives \$; Miscellaneous Reserves \$

EXHIBIT 5 - INTERROGATORIES

- 1.1 Has the reporting entity ever issued both participating and non-participating contracts?..... Yes [] No [X]
- 1.2 If not, state which kind is issued.
 non-participating Yes [] No [X]
- 2.1 Does the reporting entity at present issue both participating and non-participating contracts?..... Yes [] No [X]
- 2.2 If not, state which kind is issued.
 non-participating Yes [] No [X]
- 3. Does the reporting entity at present issue or have in force contracts that contain non-guaranteed elements?..... Yes [] No [X]
 If so, attach a statement that contains the determination procedures, answers to the interrogatories and an actuarial opinion as described in the instructions.
- 4. Has the reporting entity any assessment or stipulated premium contracts in force? Yes [] No [X]
 If so, state:
 4.1 Amount of insurance? \$
 4.2 Amount of reserve? \$
 4.3 Basis of reserve:

 4.4 Basis of regular assessments:

 4.5 Basis of special assessments:

 4.6 Assessments collected during the year \$
- 5. If the contract loan interest rate guaranteed in any one or more of its currently issued contracts is less than 5%, not in advance, state the contract loan rate guarantees on any such contracts.

- 6. Does the reporting entity hold reserves for any annuity contracts that are less than the reserves that would be held on a standard basis? Yes [] No [X]
 6.1 If so, state the amount of reserve on such contracts on the basis actually held: \$
 6.2 That would have been held (on an exact or approximate basis) using the actual ages of the annuitants; the interest rate(s) used in 6.1; and the same mortality basis used by the reporting entity for the valuation of comparable annuity benefits issued to standard lives. If the reporting entity has no comparable annuity benefits for standard lives to be valued, the mortality basis shall be the table most recently approved by the state of domicile for valuing individual annuity benefits: \$
 Attach statement of methods employed in their valuation.
- 7. Does the reporting entity have any Synthetic GIC contracts or agreements in effect as of December 31 of the current year? Yes [] No [X]
 7.1 If yes, state the total dollar amount of assets covered by these contracts or agreements \$
 7.2 Specify the basis (fair value, amortized cost, etc.) for determining the amount:

 7.3 State the amount of reserves established for this business: \$
 7.4 Identify where the reserves are reported in the blank:

- 8. Does the reporting entity have any Contingent Deferred Annuity contracts or agreements in effect as of December 31 of the current year? Yes [] No [X]
 8.1 If yes, state the total dollar amount of account value covered by these contracts or agreements: \$
 8.2 State the amount of reserves established for this business: \$
 8.3 Identify where the reserves are reported in the blank:

- 9. Does the reporting entity have any Guaranteed Lifetime Income Benefit contracts, agreements or riders in effect as of December 31 of the current year? Yes [] No [X]
 9.1 If yes, state the total dollar amount of any account value associated with these contracts, agreements or riders: \$
 9.2 State the amount of reserves established for this business: \$
 9.3 Identify where the reserves are reported in the blank:

EXHIBIT 5A - CHANGES IN BASES OF VALUATION DURING THE YEAR

1	Valuation Basis		4
Description of Valuation Class	2 Changed From	3 Changed To	Increase in Actuarial Reserve Due to Change
NONE			
9999999 - Total (Column 4, only)			

ANNUAL STATEMENT FOR THE YEAR 2022 OF THE General Re Life Corporation

EXHIBIT 6 - AGGREGATE RESERVES FOR ACCIDENT AND HEALTH CONTRACTS (a)

	1 Total	Comprehensive		4 Medicare Supplement	5 Vision Only	6 Dental Only	7 Federal Employees Health Benefits Plan	8 Title XVIII Medicare	9 Title XIX Medicaid	10 Credit A&H	11 Disability Income	12 Long-Term Care	13 Other Health
		2 Individual	3 Group										
ACTIVE LIFE RESERVE													
1. Unearned premium reserves	51,993,189			12,235,500							17,876,198	21,326,947	554,544
2. Additional contract reserves (b)	1,910,618,356			20,656,400							109,942,474	1,744,675,655	35,343,827
3. Additional actuarial reserves-Asset/Liability analysis													
4. Reserve for future contingent benefits													
5. Reserve for rate credits													
6. Aggregate write-ins for reserves													
7. Totals (Gross)	1,962,611,545			32,891,900							127,818,672	1,766,002,602	35,898,371
8. Reinsurance ceded	1,766,290,046			264,625							22,819	1,766,002,602	
9. Totals (Net)	196,321,499			32,627,275							127,795,853		35,898,371
CLAIM RESERVE													
10. Present value of amounts not yet due on claims	603,131,015										344,750,015	258,381,000	
11. Additional actuarial reserves-Asset/Liability analysis													
12. Reserve for future contingent benefits													
13. Aggregate write-ins for reserves													
14. Totals (Gross)	603,131,015										344,750,015	258,381,000	
15. Reinsurance ceded	258,592,117										211,117	258,381,000	
16. Totals (Net)	344,538,898										344,538,898		
17. TOTAL (Net)	540,860,397			32,627,275							472,334,751		35,898,371
18. TABULAR FUND INTEREST													
DETAILS OF WRITE-INS													
0601.													
0602.													
0603.													
0698. Summary of remaining write-ins for Line 6 from overflow page													
0699. TOTALS (Lines 0601 thru 0603 plus 0698) (Line 6 above)													
1301.													
1302.													
1303.													
1398. Summary of remaining write-ins for Line 13 from overflow page													
1399. TOTALS (Lines 1301 thru 1303 plus 1398) (Line 13 above)													

(a) Indicate if blocks of business in run-off that comprise less than 5% of premiums and less than 5% of reserve and loans liability are aggregated with material blocks of business and which columns are affected.
 (b) Attach statement as to valuation standard used in calculating this reserve, specifying reserve bases, interest rates and methods.

ANNUAL STATEMENT FOR THE YEAR 2022 OF THE General Re Life Corporation

EXHIBIT 7 - DEPOSIT TYPE CONTRACTS

	1	2	3	4	5	6
	Total	Guaranteed Interest Contracts	Annuities Certain	Supplemental Contracts	Dividend Accumulations or Refunds	Premium and Other Deposit Funds
1. Balance at the beginning of the year before reinsurance	905,838			28,701	643,333	233,804
2. Deposits received during the year						
3. Investment earnings credited to the account	47,856			1,178	35,709	10,969
4. Other net change in reserves						
5. Fees and other charges assessed						
6. Surrender charges						
7. Net surrender or withdrawal payments	82,623			1,178	76,079	5,366
8. Other net transfers to or (from) Separate Accounts						
9. Balance at the end of current year before reinsurance (Lines 1+2+3+4-5-6-7-8) (a)	871,071			28,701	602,963	239,407
10. Reinsurance balance at the beginning of the year						
11. Net change in reinsurance assumed						
12. Net change in reinsurance ceded						
13. Reinsurance balance at the end of the year (Lines 10+11-12)						
14. Net balance at the end of current year after reinsurance (Lines 9 + 13)	871,071			28,701	602,963	239,407

(a) FHLB Funding Agreements:

- 1. Reported as GICs (captured in column 2) \$
- 2. Reported as Annuities Certain (captured in column 3) \$
- 3. Reported as Supplemental Contracts (captured in column 4) \$
- 4. Reported as Dividend Accumulations or Refunds (captured in column 5) \$
- 5. Reported as Premium or Other Deposit Funds (captured in column 6) \$
- 6. Total Reported as Deposit-Type Contracts (captured in column 1): (Sum of Lines 1 through 5) . \$

ANNUAL STATEMENT FOR THE YEAR 2022 OF THE General Re Life Corporation

EXHIBIT 8 - CLAIMS FOR LIFE AND ACCIDENT AND HEALTH CONTRACTS

PART 1 - Liability End of Current Year

	1 Total	2 Industrial Life	Ordinary			6 Credit Life (Group and Individual)	Group		Accident and Health		
			3 Life Insurance	4 Individual Annuities	5 Supplementary Contracts		7 Life Insurance	8 Annuities	9 Group	10 Credit (Group and Individual)	11 Other
1. Due and unpaid:											
1.1 Direct											
1.2 Reinsurance assumed											
1.3 Reinsurance ceded											
1.4 Net											
2. In course of settlement:											
2.1 Resisted											
2.11 Direct											
2.12 Reinsurance assumed											
2.13 Reinsurance ceded											
2.14 Net			(b)	(b)		(b)	(b)				
2.2 Other											
2.21 Direct											
2.22 Reinsurance assumed	429,176,813		240,969,789			11,975,875	91,409,624		22,255,960		62,565,565
2.23 Reinsurance ceded	15,324,078		3,616,751						477,128		11,230,199
2.24 Net	413,852,735		(b) 237,353,038	(b)		(b) 11,975,875	(b) 91,409,624		(b) 21,778,832	(b)	(b) 51,335,366
3. Incurred but unreported:											
3.1 Direct											
3.2 Reinsurance assumed	405,803,564		188,139,112			7,943,444	35,832,056		49,233,621		124,655,331
3.3 Reinsurance ceded	40,615,445		2,482,943						3,996,269		34,136,233
3.4 Net	365,188,119		(b) 185,656,169	(b)		(b) 7,943,444	(b) 35,832,056		(b) 45,237,352	(b)	(b) 90,519,098
4. TOTALS											
4.1 Direct											
4.2 Reinsurance assumed	834,980,377		429,108,901			19,919,319	127,241,680		71,489,581		187,220,896
4.3 Reinsurance ceded	55,939,523		6,099,694						4,473,397		45,366,432
4.4 Net	779,040,854	(a)	(a) 423,009,207			19,919,319	(a) 127,241,680		67,016,184		141,854,464

(a) Including matured endowments (but not guaranteed annual pure endowments) unpaid amounting to \$ in Column 2, \$ in Column 3 and \$ in Column 7.

(b) Include only portion of disability and accident and health claim liabilities applicable to assumed "accrued" benefits. Reserves (including reinsurance assumed and net of reinsurance ceded) for unaccrued benefits for Ordinary Life Insurance \$ Individual Annuities \$, Credit Life (Group and Individual) \$, and Group Life \$, are included in Page 3, Line 1, (See Exhibit 5, Section on Disability Disabled Lives); and for Group Accident and Health \$ Credit (Group and Individual) Accident and Health \$, and Other Accident and Health \$ are included in Page 3, Line 2 (See Exhibit 6, Claim Reserve).

ANNUAL STATEMENT FOR THE YEAR 2022 OF THE General Re Life Corporation
EXHIBIT 8 - CLAIMS FOR LIFE AND ACCIDENT AND HEALTH CONTRACTS

PART 2 - Incurred During the Year

	1 Total	2 Industrial Life (a)	Ordinary			6 Credit Life (Group and Individual)	Group		Accident and Health		
			3 Life Insurance (b)	4 Individual Annuities	5 Supplementary Contracts		7 Life Insurance (c)	8 Annuities	9 Group	10 Credit (Group and Individual)	11 Other
1. Settlements During the Year:											
1.1 Direct											
1.2 Reinsurance assumed	1,239,671,039		828,580,231	27,112	9,015	13,380,702	56,041,797		9,203,583		332,428,599
1.3 Reinsurance ceded	79,779,501		16,140,687						2,524,797		61,114,017
1.4 Net	(d) 1,159,891,538		812,439,544	27,112	9,015	13,380,702	56,041,797		6,678,786		271,314,582
2. Liability December 31, current year from Part 1:											
2.1 Direct											
2.2 Reinsurance assumed	834,980,377		429,108,901			19,919,319	127,241,680		71,489,581		187,220,896
2.3 Reinsurance ceded	55,939,523		6,099,694						4,473,397		45,366,432
2.4 Net	779,040,854		423,009,207			19,919,319	127,241,680		67,016,184		141,854,464
3. Amounts recoverable from reinsurers December 31, current year	790,488		790,488								
4. Liability December 31, prior year:											
4.1 Direct											
4.2 Reinsurance assumed	877,268,369		469,953,945			20,513,459	120,510,919		56,687,247		209,602,799
4.3 Reinsurance ceded	53,199,081		4,190,556						4,137,569		44,870,956
4.4 Net	824,069,288		465,763,389			20,513,459	120,510,919		52,549,678		164,731,843
5. Amounts recoverable from reinsurers December 31, prior year	7,019,701		7,019,701								
6. Incurred Benefits											
6.1 Direct											
6.2 Reinsurance assumed	1,197,383,047		787,735,187	27,112	9,015	12,786,562	62,772,558		24,005,917		310,046,696
6.3 Reinsurance ceded	76,290,730		11,820,612						2,860,625		61,609,493
6.4 Net	1,121,092,317		775,914,575	27,112	9,015	12,786,562	62,772,558		21,145,292		248,437,203

- (a) Including matured endowments (but not guaranteed annual pure endowments) amounting to \$ in Line 1.1, \$ in Line 1.4.
 \$ in Line 6.1, and \$ in Line 6.4.
- (b) Including matured endowments (but not guaranteed annual pure endowments) amounting to \$ in Line 1.1, \$ 117,982 in Line 1.4.
 \$ in Line 6.1, and \$ 117,982 in Line 6.4.
- (c) Including matured endowments (but not guaranteed annual pure endowments) amounting to \$ in Line 1.1, \$ in Line 1.4.
 \$ in Line 6.1, and \$ in Line 6.4.
- (d) Includes \$ premiums waived under total and permanent disability benefits.

ANNUAL STATEMENT FOR THE YEAR 2022 OF THE General Re Life Corporation

EXHIBIT OF NON-ADMITTED ASSETS

	1	2	3
	Current Year Total Nonadmitted Assets	Prior Year Total Nonadmitted Assets	Change in Total Nonadmitted Assets (Col. 2 - Col. 1)
1. Bonds (Schedule D)			
2. Stocks (Schedule D):			
2.1 Preferred stocks			
2.2 Common stocks			
3. Mortgage loans on real estate (Schedule B):			
3.1 First liens			
3.2 Other than first liens.....			
4. Real estate (Schedule A):			
4.1 Properties occupied by the company			
4.2 Properties held for the production of income.....			
4.3 Properties held for sale			
5. Cash (Schedule E - Part 1), cash equivalents (Schedule E - Part 2) and short-term investments (Schedule DA)			
6. Contract loans			
7. Derivatives (Schedule DB)			
8. Other invested assets (Schedule BA)			
9. Receivables for securities			
10. Securities lending reinvested collateral assets (Schedule DL)			
11. Aggregate write-ins for invested assets			
12. Subtotals, cash and invested assets (Lines 1 to 11)			
13. Title plants (for Title insurers only)			
14. Investment income due and accrued	71,512	18,659	(52,853)
15. Premiums and considerations:			
15.1 Uncollected premiums and agents' balances in the course of collection	1,202,934	1,887,013	684,079
15.2 Deferred premiums, agents' balances and installments booked but deferred and not yet due .			
15.3 Accrued retrospective premiums and contracts subject to redetermination			
16. Reinsurance:			
16.1 Amounts recoverable from reinsurers			
16.2 Funds held by or deposited with reinsured companies			
16.3 Other amounts receivable under reinsurance contracts			
17. Amounts receivable relating to uninsured plans			
18.1 Current federal and foreign income tax recoverable and interest thereon			
18.2 Net deferred tax asset		8,702,469	8,702,469
19. Guaranty funds receivable or on deposit			
20. Electronic data processing equipment and software	2,106,703	1,777,129	(329,574)
21. Furniture and equipment, including health care delivery assets	18,029	26,256	8,227
22. Net adjustment in assets and liabilities due to foreign exchange rates			
23. Receivables from parent, subsidiaries and affiliates			
24. Health care and other amounts receivable			
25. Aggregate write-ins for other than invested assets	6,610,586	4,943,287	(1,667,299)
26. Total assets excluding Separate Accounts, Segregated Accounts and Protected Cell Accounts (Lines 12 to 25)	10,009,764	17,354,813	7,345,049
27. From Separate Accounts, Segregated Accounts and Protected Cell Accounts			
28. Total (Lines 26 and 27)	10,009,764	17,354,813	7,345,049
DETAILS OF WRITE-INS			
1101.			
1102.			
1103.			
1198. Summary of remaining write-ins for Line 11 from overflow page			
1199. Totals (Lines 1101 thru 1103 plus 1198)(Line 11 above)			
2501. Other Receivables	6,610,586	4,943,287	(1,667,299)
2502.			
2503.			
2598. Summary of remaining write-ins for Line 25 from overflow page			
2599. Totals (Lines 2501 thru 2503 plus 2598)(Line 25 above)	6,610,586	4,943,287	(1,667,299)

NOTES TO FINANCIAL STATEMENTS

1. SUMMARY OF SIGNIFICANT ACCOUNTING POLICIES AND GOING CONCERN

A. Accounting Practices

The accompanying statutory financial statements of General Re Life Corporation (the "Corporation") have been prepared in conformity with accounting practices prescribed or permitted by the National Association of Insurance Commissioners' ("NAIC") *Annual Statement Instructions and Accounting Practices and Procedures Manual*, version effective March 2022, except as otherwise prescribed or permitted by the laws of the State of Connecticut.

	SSAP #	F/S Page	F/S Line #	2022	2021
<u>NET INCOME</u>					
(1) General Re Life Corporation state basis (Page 4, Line 35, Columns 1 & 2)				\$ 96,380,076	\$ (89,613,150)
(2) State Prescribed Practices that are an increase/(decrease) from NAIC SAP:	N/A	N/A	N/A	N/A	N/A
(3) State Permitted Practices that are an increase/(decrease) from NAIC SAP:	N/A	N/A	N/A	N/A	N/A
(4) NAIC SAP (1-2-3=4)				<u>\$ 96,380,076</u>	<u>\$ (89,613,150)</u>
<u>SURPLUS</u>					
(5) General Re Life Corporation state basis (Page 3, Line 38, Columns 1 & 2)				\$ 995,615,415	\$ 878,096,087
(6) State Prescribed Practices that are an increase/(decrease) from NAIC SAP:	N/A	N/A	N/A	N/A	N/A
(7) State Permitted Practices that are an increase/(decrease) from NAIC SAP:	N/A	N/A	N/A	N/A	N/A
(8) NAIC SAP (5-6-7=8)				<u>\$ 995,615,415</u>	<u>\$ 878,096,087</u>

B. Use of Estimates in the Preparation of the Financial Statements

The preparation of financial statements requires management to make estimates and assumptions that affect the reported amounts included in these statutory statements. It also requires disclosure of contingent assets and liabilities at the date of the financial statement and the reported amounts of revenue and expenses during the period. Actual results could differ from those estimates.

C. Accounting Policy

Life premiums are recognized as income over the premium paying period of the related policies. Annuity considerations are recognized as revenue when received. Health premiums are earned ratably over the terms of the related insurance contracts or policies. Expenses incurred in connection with acquiring new insurance business, including acquisition costs such as sales commissions, are charged to operations as incurred.

In addition, the Corporation uses the following accounting policies:

1. Short-term investments are stated at amortized cost.
2. Bonds not backed by other loans, are stated at either amortized cost using the interest method or the lower of amortized cost or fair market value.
3. Unaffiliated common stocks are stated at fair market value.
4. Perpetual preferred stocks are carried at fair value.
5. As of December 31, 2022 the Corporation did not own any mortgage loans.
6. Loan-backed securities are stated at either amortized cost, using the interest method or the lower of amortized cost or fair market value. The retrospective adjustment method is used to value all securities except for interest only securities or securities where the yield has become negative. These securities are valued using the prospective method.
7. Investments in insurance subsidiary, controlled and affiliated entities are included in Common Stocks based on the surplus value of the entity determined in accordance with Statutory Accounting Principles. Investments in non-insurance subsidiary, controlled and affiliated entities are based market value with a statutory carrying value reduction.
8. The Corporation has no investment in joint ventures, partnerships or limited liability companies.
9. The Corporation did not hold any derivatives as of December 31, 2022.
10. The Corporation calculates premium deficiencies in accordance with SSAP No. 54, on Accident and Health Contracts and anticipates investment income for its long duration contracts.

NOTES TO FINANCIAL STATEMENTS

11. For Group Products and Medicare Supplement, IBNR is calculated based on the Historical Development Method (claim triangles). Claim liabilities are calculated based upon historical experience. For Group Long-Term Disability, Long Term Care and Individual Disability Income, tabular reserve factors are applied to outstanding claims.

12. The Corporation has not modified its capitalization policy from the prior period.

13. Pharmaceutical rebates - not applicable.

D. Going Concern

Management's evaluation of relevant conditions and events, considered in the aggregate, indicate that the Corporation will be able to meet its obligations as they become due within one year following the issuance of this Annual Statement.

2. ACCOUNTING CHANGES AND CORRECTIONS OF ERRORS

The Corporation did not have any accounting changes or corrections of errors as of or for the year ended December 31, 2022.

3. BUSINESS COMBINATIONS AND GOODWILL

Not Applicable

4. DISCONTINUED OPERATIONS

Not Applicable

5. INVESTMENTS

A. Mortgage Loans, including Mezzanine Real Estate Loans

Not Applicable

B. Debt Restructuring

Not Applicable

C. Reverse Mortgages

Not Applicable

D. Loan-Backed Securities

1. Prepayments assumptions for Mortgage-Backed Securities, Collateralized Mortgage Obligations and Other Structured Securities were generated using a purchased prepayment model. The prepayment model uses a number of factors to estimate prepayment activity including the time of year (seasonality), current levels or interest rates (refinancing incentive), economic activity (including housing turnover) and term and age of the underlying collateral (burnout, seasoning). On an ongoing basis, we monitor the rate of prepayment and calibrate the model to reflect actual experience, market factors, and viewpoint.

2. Loan-Backed Securities with other-than-temporary impairments – Not Applicable.

3. All securities within the scope of this statement with a recognized other-than-temporary impairment - Not Applicable.

4. All impaired securities (fair value is less than cost or amortized cost) for which an other-than-temporary impairment has not been recognized in earnings as a realized loss (including securities with a recognized other-than-temporary impairment for non-interest related declines when a non-recognized interest related impairment remains):

a. The aggregate amount of unrealized losses:

1. Less than 12 Months	(\$ 9)
2. 12 Months or Longer	(\$ 49)

b. The aggregate related fair value of securities with unrealized losses:

1. Less than 12 Months	\$ 1,598
2. 12 Months or Longer	\$ 1,547

5. A review of investments is performed as of each financial statement date with respect to investments of an issuer where the market value is below cost. If in management's judgment, the decline in value is other-than-temporary, the cost of the investment is written down to fair value with a corresponding charge to earnings. Factors considered in determining whether impairment exists include: the financial condition, business prospects and creditworthiness of the issuer; the length of time that the asset has been less than the cost; and the Corporation's ability and intent to hold such investments until the fair value recovers. If a decline in value is solely attributable to changes in market interest rates, rather than fundamental credit problems with the issuer, impairment is deemed other-than-temporary when the Corporation has the intent to sell an investment, at the reporting date, before recovery of the cost of the investment.

E. Dollar Repurchase Agreements and/or Securities Lending Transactions

Not Applicable

NOTES TO FINANCIAL STATEMENTS

F. Repurchase Agreements Transactions Accounted for as Secured Borrowing

Not Applicable

G. Reverse Repurchase Agreements Transactions Accounted for as Secured Borrowing

Not Applicable

H. Repurchase Agreements Transactions Accounted for as a Sale

Not Applicable

I. Reverse Repurchase Agreements Transactions Accounted for as a Sale

Not Applicable

J. Real Estate

Not Applicable

K. Low-Income Housing Tax Credits (LIHTC)

Not Applicable

L. Restricted Assets

(1) Restricted Assets (including Pledged)

	Gross (Admitted & Nonadmitted) Restricted						Current Year				
	Current Year					6	7	8	Percentage		
	1	2	3	4	5				9	10	11
	Total General Account (G/A)	G/A Supporting S/A Activity (a)	Total Separate Account (S/A) Restricted Assets	S/A Assets Supporting G/A Activity (b)	Total (1 plus 3)	Total From Prior Year	Increase/ (Decrease) (5 minus 6)	Total Nonadmitted Restricted	Total Current Year Admitted Restricted (5 minus 8)	Gross (Admitted & Nonadmitted) Restricted to Total Assets (c)	Admitted Restricted to Total Admitted Assets (d)
h. Letter stock or securities restricted as to sale - excl FHLB capital stock	739,312,732				739,312,732	986,052,106	(246,739,374)	-	739,312,732	14.220%	14.247%
j. On deposit with states	6,244,759				6,244,759	6,305,891	(61,132)		105	0.120%	0.120%
k. On deposit with other regulatory bodies	175,806,246				175,806,246	148,576,285	27,229,961		175,806,246	3.381%	3.388%
n. Other restricted assets	8,766,954				8,766,954	8,643,000	123,954		8,766,954	0.169%	0.169%
o. Total Restricted Assets	\$ 930,130,691	\$ -	\$ -	\$ -	\$ 930,130,691	\$ 1,149,577,282	\$ (219,446,591)	\$ -	\$ 930,130,691	17.890%	17.924%

(a) Subset of column 1

(b) Subset of column 3

(c) Column 5 dividend by Asset Page, Column 1, Line 28

(d) Column 9 divided by Asset Page, Column 3, Line 28

(2) Detail of Assets Pledged as Collateral Not Captured in Other Categories – Not Applicable

(3) Detail of Other Restricted Assets

From time to time the Corporation enters into reinsurance agreements which require the use of trust agreements. As of December 31, 2022, the \$8.8 million of other restricted assets represents amounts held in trust for the benefit of ceding companies.

M. Working Capital Finance Investments

Not Applicable

N. Offsetting and Netting of Assets and Liabilities

Not Applicable

O. 5GI Securities

Not Applicable

P. Short Sales

Not applicable

Q. Prepayment Penalty and Acceleration Fees

Not applicable

R. Cash pools

Not Applicable

NOTES TO FINANCIAL STATEMENTS

6. JOINT VENTURES, PARTNERSHIPS AND LIMITED LIABILITY COMPANIES

- A. The Corporation has no investments in Joint Ventures, Partnerships or Limited Liability Companies that exceed 10% of its admitted assets.
- B. The Corporation did not have any such investments requiring the recognition of any impairment.

7. INVESTMENT INCOME

- A. Schedule D Part 1 - investment income due and accrued with amounts over 90 days past due is recognized as non-admitted and excluded from surplus.
- B. Investment income due and accrued with amounts over 90 days past due as of December 31, 2022 and 2021 was \$71,512 and \$18,569, respectively.

8. DERIVATIVE INSTRUMENTS

- A. Derivatives under SSAP No. 86 – *Derivatives*

- 1. Not applicable
- 2. Not applicable
- 3. Not applicable
- 4. Not applicable
- 5. Not applicable.
- 6. Not applicable.
- 7. Not applicable.
- 8. Not applicable.

- B. Not applicable

NOTES TO FINANCIAL STATEMENTS

9. INCOME TAXES

A. The components of the net deferred tax asset/(liability) at 12/31 are as follows:

(1) DTA / (DTL) Components

- (a) Gross Deferred Tax Assets
 (b) Statutory Valuation Allowance Adjustments
 (c) Adjusted Gross Deferred Tax Assets (1a - 1b)
 (d) Deferred Tax Assets Nonadmitted
 (e) Subtotal Net Admitted Deferred Tax Asset (1c - 1d)
 (f) Deferred Tax Liabilities
 (g) Net Admitted Deferred Tax Asset (Liability) (1e - 1f)

	12/31/2022			12/31/2021			Change		
	Ordinary	Capital	Total	Ordinary	Capital	Total	Ordinary	Capital	Total
(a)	108,197,873	-	108,197,873	104,812,047	-	104,812,047	3,385,826	-	3,385,826
(b)	-	-	-	(1)	-	(1)	1	-	1
(c)	108,197,873	-	108,197,873	104,812,048	-	104,812,048	3,385,825	-	3,385,825
(d)	-	-	-	8,702,469	-	8,702,469	(8,702,469)	-	(8,702,469)
(e)	108,197,873	-	108,197,873	96,109,579	-	96,109,579	12,088,294	-	12,088,294
(f)	5,502,838	71,546,318	77,049,156	5,782,733	72,152,525	77,935,258	(279,895)	(606,207)	(886,102)
(g)	102,695,035	(71,546,318)	31,148,717	90,326,846	(72,152,525)	18,174,321	12,368,189	606,207	12,974,396

(2) Admission Calculation Components under SSAP No. 101 (11.a. - 11.c.)

- (a) Federal Income Taxes Paid in Prior Years Recoverable Through Loss Carrybacks.
 (b) Adjusted Gross Deferred Tax Assets Expected To Be Realized (Excluding The Amount Of Deferred Tax Assets From 2(a) above) After Application of the Threshold Limitation. (The Lesser of 2(b)1 and 2(b)2 Below)
 1. Adjusted Gross Deferred Tax Assets Expected To Be Realized Following The Balance Sheet Date.
 2. Adjusted Gross Deferred Tax Assets Allowed Per Limitation Threshold.
 (c) Adjusted Gross Deferred Tax Assets (Excluding The Amount Of Deferred Tax Assets From 2(a) and 2(b) Above) Offset by Gross Deferred Tax Liabilities.
 (d) Deferred Tax Assets Admitted as the Result of Application of SSAP No. 101. Total (2(a) + 2(b) + 2(c))

	12/31/2022			12/31/2021			Change		
	Ordinary	Capital	Total	Ordinary	Capital	Total	Ordinary	Capital	Total
(a)	-	-	-	-	-	-	-	-	-
(b)	31,148,717	-	31,148,717	18,174,321	-	18,174,321	12,974,396	-	12,974,396
1.	31,148,717	-	31,148,717	18,174,321	-	18,174,321	12,974,396	-	12,974,396
2.	NA	NA	145,172,159	NA	NA	132,433,084	NA	NA	12,739,075
(c)	77,049,156	-	77,049,156	77,935,258	-	77,935,258	(886,102)	-	(886,102)
(d)	108,197,873	-	108,197,873	96,109,579	-	96,109,579	12,088,294	-	12,088,294

(3) Threshold Used in 11.b.

- (a) Ratio Percentage Used To Determine Recovery Period And Threshold Limitation Amount
 (b) Adjusted Capital and Surplus Amount Used to Determine Recovery Period And Threshold Limitation

	2022	2021
(a)	651.40%	546.85%
(b)	998,963,110	882,990,529

(4) Impact of Tax Planning Strategies:

- (a) Determination Of Adjusted Gross Deferred Tax Assets And Net Admitted Deferred Tax Assets, By Tax Character As A Percentage.
 1. Adjusted Gross DTAs Amount From Note 9A1(c)
 2. Percentage Of Adjusted Gross DTAs By Tax Character Attributable To The Impact Of Tax Planning Strategies
 3. Net Admitted Adjusted Gross DTAs Amount From Note 9A1(c)
 4. Percentage Of Net Admitted Adjusted Gross DTAs By Tax Character Admitted Because Of The Impact Of Tax Planning Strategies

	12/31/2022		12/31/2021		Change	
	Ordinary	Capital	Ordinary	Capital	Ordinary	Capital
(a)	NA	NA	NA	NA	NA	NA
1.	108,197,873	-	104,812,048	-	3,385,825	-
2.	NA	NA	NA	NA	NA	NA
3.	108,197,873	-	96,109,579	-	12,088,294	-
4.	NA	NA	NA	NA	NA	NA

- (b) Does the Corporation's tax-planning strategies include the use of reinsurance?

N/A

The portion of assets admitted under 11.b.ii is assumed to be 100% ordinary in character.

The Corporation is not utilizing any tax planning strategies in its determination of its adjusted Ordinary and Capital Gross Deferred Tax Assets or net admitted Deferred Tax Assets.

B. Deferred tax liabilities are not recognized for the following amounts:

N/A

NOTES TO FINANCIAL STATEMENTS

C. Current income tax and change in deferred tax assets and liabilities consist of the following major components:

(1) Current Income Taxes:

	12/31/2022	12/31/2021	Change
(a) Federal	23,304,610	(50,892,534)	74,197,144
(b) Foreign	4,850,024	3,903,626	946,398
(c) Subtotal	28,154,634	(46,988,908)	75,143,542
(d) Federal Income Tax on Net Capital Gains	(2,853,833)	203	(2,854,036)
(e) Utilization of Capital Loss Carryforwards	-	-	-
(f) Other	-	-	-
(g) Federal and Foreign Income Taxes Incurred	25,300,801	(46,988,705)	72,289,506

(2) Deferred Tax Assets:

(a) Ordinary:			
(1) Discounting of Unpaid Losses	95,730,194	88,070,119	7,660,075
(2) Unearned Premium Reserve	-	-	-
(3) Policyholder Reserve	-	-	-
(4) Investments	765,591	475,404	290,187
(5) Deferred Acquisition Costs	5,173,475	3,115,683	2,057,792
(6) Policyholder Dividends Accrual	-	-	-
(7) Fixed Assets	(439,769)	3,248	(443,017)
(8) Compensation and Benefits Accrual	1,780,613	1,317,508	463,105
(9) Pension Accrual	-	-	-
(10) Receivables - Nonadmitted	-	-	-
(11) Net Operating Loss Carryforward	-	-	-
(12) Tax Credit Carryforward	-	8,702,469	(8,702,469)
(13) Accruals Not Deductible	735,000	-	735,000
(14) Other Assets - Nonadmitted	2,102,050	1,816,992	285,058
(15) Other (Including Items <5% of Total Ordinary Deferred Tax Assets)	2,350,719	1,310,625	1,040,094
(99) Subtotal	108,197,873	104,812,048	3,385,825
(b) Statutory Valuation Allowance Adjustment	-	-	-
(c) Nonadmitted Deferred Tax Assets	-	8,702,469	(8,702,469)
(d) Admitted Ordinary Deferred Tax Assets (2a99 - 2b - 2c)	108,197,873	96,109,579	12,088,294

(e) Capital:

(1) Investments	-	-	-
(2) Real Estate	-	-	-
(3) Unrealized Gains/(Losses)	-	-	-
(4) Other (Including Items <5% of Total Capital Deferred Tax Assets)	-	-	-
(99) Subtotal	-	-	-
(f) Statutory Valuation Allowance Adjustment	-	-	-
(g) Nonadmitted Deferred Tax Assets	-	-	-
(h) Admitted Capital Deferred Tax Assets (2e99 - 2f - 2g)	-	-	-
(i) Total Admitted Deferred Tax Assets (2d + 2h)	108,197,873	96,109,579	12,088,294

(3) Deferred Tax Liabilities:

(a) Ordinary:			
(1) Investments	5,502,838	5,782,733	(279,895)
(2) Fixed Assets	-	-	-
(3) Deferred and Uncollected Premium	-	-	-
(4) Policyholder Reserves	-	-	-
(5) Other (Including Items <5% of Total Ordinary Deferred Tax Liabilities)	-	-	-
(99) Subtotal	5,502,838	5,782,733	(279,895)

(b) Capital:

(1) Investments	71,546,318	68,569,053	2,977,265
(2) Real Estate	-	-	-
(3) Unrealized Gains/(Losses)	-	3,583,472	(3,583,472)
(4) Other (Including Items <5% of Total Capital Deferred Tax Liabilities)	-	-	-
(99) Subtotal	71,546,318	72,152,525	(606,207)
(c) Total Deferred Tax Liabilities (3a99 + 3b99)	77,049,156	77,935,258	(886,102)

(4) Net Admitted Deferred Tax Assets/Liabilities (2i - 3c)

31,148,717	18,174,321	12,974,396
------------	------------	------------

NOTES TO FINANCIAL STATEMENTS

The Change in net deferred income taxes is comprised of the following:

Total Deferred Tax Assets	\$ 108,197,873	\$ 104,812,048	\$ 3,385,825
Total Deferred Tax Liabilities	(77,049,156)	(77,935,258)	886,102
Net Deferred Tax Asset / (Liability)	\$ 31,148,717	\$ 26,876,790	4,271,927
Tax Effect of Unrealized Gains (Losses)			3,583,472
Change in Net Deferred Income Tax			\$ 688,455

D. Reconciliation of Federal Income Tax Rate to Actual Effective Rate:

The provision for federal and foreign income taxes incurred is different from that which would be obtained by applying the statutory Federal income tax rate to income before income taxes. The significant items causing this difference are as follows:

Description	Amount	Tax Effect	Effective Tax Rate
Provision Computed at Statutory Rate	121,680,322	25,552,868	21.0%
Dividends Received Deduction	(5,223,933)	(1,097,026)	-0.9%
Prior Period Adjustments	(400,795)	(84,167)	-0.1%
Interest Maintenance Reserve	(958,929)	(201,375)	-0.2%
Change in Nonadmitted Assets	(1,357,420)	(285,058)	-0.2%
Change in Unrealized Foreign Exchange Gain/(Loss)	3,329,167	699,125	0.6%
Other	133,235	27,980	0.0%
Total Statutory Income Tax	117,201,647	24,612,347	20.2%
Federal and Foreign Income Taxes Incurred		25,300,801	20.8%
Change in Net Deferred Income Expense/(Benefit)		(688,455)	-0.6%
Total Statutory Income Tax		24,612,346	20.2%

E. Operating Loss, Tax Credit Carryforwards and IRC 6603 deposits:

- (1) The Corporation has no operating losses and tax credit carryforwards available for tax purposes.
- (2) The following are income taxes incurred in the current year and prior year that are available for recoupment in the event of future losses

	ORDINARY	CAPITAL	TOTAL
2022	-	-	-
2021	-	-	-
2020	N/A	-	-

- (3) The Corporation does not have any current amounts on deposit with the Treasury for potential underpayments of tax to suspend the running of interest under Section 6603 of the Internal Revenue Code.

F. Consolidated Federal Income Tax Return

- (1) The Corporation joins with a group of approximately eight hundred fifty affiliated companies in the filing of a consolidated federal income tax return by Berkshire Hathaway Inc., common parent Corporation of the group.
- (2) The consolidated tax liability is allocated among affiliates in the ratio that each affiliate's separate return tax liability bears to the sum of the separate return tax liabilities of all affiliates that are members of the consolidated group. In addition, a complementary method is used which results in reimbursement by profitable affiliates to loss affiliates for tax benefits generated by loss affiliates.

10. INFORMATION CONCERNING PARENT, SUBSIDIARIES, AFFILIATES AND ALL OTHER RELATED PARTIES

- A. General Reinsurance Corporation (GRC), the parent of the Corporation, provides accounting, actuarial and administrative services to the Corporation. The Corporation provides accounting, actuarial, and administrative services to its wholly owned subsidiary IdeaLife Insurance Company (IDL). The costs of these services are apportioned to the Corporation, subsidiaries and affiliates based upon time, number of employees, company assets, or square footage.

The Corporation did not pay any dividends in 2022 or 2021.

- B. On September 9, 2020, in exchange for other invested assets, the Corporation received an \$167.3 million interest in a loan issued by the Union Underwear Company, an affiliate, whose ultimate parent company is Berkshire Hathaway Inc. The Company recorded the transaction at fair value and records the investment at book value. The loan matures in 2027. The Corporation is required to obtain authorization from the issuer prior to selling or transferring its interest in the loan to another party.

On October 18, 2018 the Corporation entered into a ten year AUD 75 million loan agreement with Marmon Crane Australia Pty Ltd (Marmon), an affiliated Australian corporation whose ultimate parent company is Berkshire Hathaway Inc. The loan is recorded as an Other Invested Asset. The Corporation is required to obtain authorization from the issuer prior to selling or transferring the note to another party.

NOTES TO FINANCIAL STATEMENTS

On September 19, 2021, the Corporation's \$500 million interest bearing note from Berkshire Hathaway Inc (Berkshire), the Corporation's ultimate parent company, matured. Concurrent with the maturity of the note, the Company entered into a new ten year \$500 million loan with Berkshire. The new note matures in September 2031. The Corporation is required to obtain authorization from the issuer prior to selling or transferring the note to another party.

The Corporation is a participant in a short-term investment pool which is governed by an agreement with affiliated companies, whereby participants pool funds and invest principally in discount notes. The Corporation's investment in this account is carried at amortized cost, which together with accrued interest thereon, approximates market value. As of December 31, 2022 and December 31, 2021 the Corporation had investments in the short-term pool of \$108.3 million and \$115.6 million, respectively.

The Corporation is a party to a Master Loan Agreement which created an intercompany short-term loan program to reduce each affiliate's level of short term investments, yet allows the affiliate to retain sufficient liquidity to pay current obligations by borrowing funds as needed. GRC acts as the manager of the short term loan facility. Borrowing affiliates may repay the loans at any time without penalty. There were no loans outstanding as of December 31, 2022 or December 31, 2021.

C. All affiliated transactions are included in Schedule Y.

D. At December 31, 2022, the Corporation reported \$17,500 as amounts due from its subsidiary company IDL under the Master Service Agreement (MSA), see F below. The terms of settlement require this amount to be settled within 30 days.

At December 31, 2022, the Corporation reported \$2,507,332 as amounts due to GRC under the MSA. The terms of settlement require this amount to be settled within 30 days.

E. Substantially all of General Re Corporation's entities are party to a Master Services Agreement (MSA). The MSA was intended to replace, in a single agreement, many of the inter-affiliate service agreements that were in place between and among various General Re Corporation entities around the world.

The investment activity referred to in Part 1 – Common Interrogatories-Investment, is performed by New England Asset Management, Inc. ("NEAM"), an affiliate of the Corporation, under an Investment Management Agreement with the approval of the Corporation's domestic regulator.

F. The Corporation does not have any guarantees or undertakings outstanding.

G. GRC holds all of the Corporation's capital stock. As indicated in Schedule Y, Part 1, the Corporation's ultimate controlling parent is Berkshire Hathaway Inc.

H. The Corporation does not hold any interest, directly or indirectly, in shares in an upstream intermediate entity or ultimate parent.

I. The Corporation does not own any company whose carrying value is equal to or exceeds 10% of admitted assets of the Corporation.

J. The Corporation did not recognize any impairment write down for its investments in Subsidiary, Controlled or Affiliated (SCA) entities during the period.

K. The Corporation has no investment in any foreign subsidiaries in 2021. See part A above.

L. The Corporation does not hold an investment in any downstream noninsurance holding company.

M. The Corporation does not hold any investments in non-insurance company SCA entities.

N. The admitted value of the Corporation's investment in its insurance company subsidiary does not reflect a departure from NAIC statutory accounting policies.

O. The Corporation does not have losses in an SCA investment that exceed the investment in such SCA.

11. DEBT

A. Capital notes or other debt obligations - Not Applicable.

B. Federal Home Loan Bank Agreements - Not Applicable.

12. RETIREMENT PLANS, DEFERRED COMPENSATION, POSTEMPLOYMENT BENEFITS AND COMPENSATED ABSENCES AND OTHER POSTRETIREMENT BENEFIT PLANS

A. Defined Benefit Plan

Not Applicable

B. Not Applicable

C. Not Applicable

D. Not Applicable

NOTES TO FINANCIAL STATEMENTS

E. Defined Contribution Plan

Not Applicable

F. Multiemployer Plans

Not Applicable

G. Consolidation/Holding Company Plans

The Corporation provides certain other post-retirement benefits to retired employees through a non-qualified defined benefit plan sponsored by General Re Corporation, which was amended to freeze benefits at the end of 2005. The Corporation's share of net expenses for the non-qualified pension plan was \$823,224 and \$972,439 for 2022 and 2021, respectively. The Corporation has no legal obligation for benefits under these plans. General Re Corporation allocates and charges amounts to the Corporation based on specific cost for current and retired employees.

The Corporation incurs expenses related to the General Re Corporation and Government Employees Companies Savings and Stock Ownership Plan under which it makes contributions. The Corporation also incurs expenses related to the Group Medical/Dental Expense Plan of General Re Corporation.

H. Postemployment Benefits and Compensating Absences

Not Applicable

I. Impact of Medicare Modernization Act on Postretirement Benefits

Not Applicable

13. CAPITAL AND SURPLUS, SHAREHOLDERS' DIVIDEND RESTRICTIONS AND QUASI-REORGANIZATIONS

- (A) The Corporation has issued and outstanding 8.7 million shares of common stock with a par value of \$12.50 per share.
- (B) The Corporation has no preferred stock outstanding.
- (C) The maximum amount of dividends, which may be paid by the Corporation in 2023 without prior approval of the Connecticut Insurance Commissioner, is the greater of (1) 10% of statutory surplus or (2) net gain from operations for the previous calendar year. No dividend or other distribution exceeding an amount equal to the Corporation's unassigned earned surplus may be distributed without the Commissioner's approval. As the Corporation does not have unassigned earned surplus as of December 31, 2022, the Corporation will require Commissioner approval to pay a dividend in 2023.
- (D) The Company did not pay dividends in 2022 or 2021.
- (E) Other than as stated in (3) above, there are no restrictions placed on the portion of the Corporation's profits that may be paid as ordinary dividends to its shareholder.
- (F) There were no restrictions placed on the Corporation's surplus, including for whom the surplus is being held.
- (G) The Corporation is organized as a stock company so no advances to surplus exist.
- (H) The Corporation holds no shares for special purposes.
- (I) There were no special surplus funds in the prior or current period.
- (J) The portion of unassigned funds (surplus) represented by cumulative pre-tax unrealized gains (losses) is \$24,261,322
- (K) The Corporation has no surplus debentures outstanding or issued.
- (L) The Corporation has no restatement due to prior quasi-reorganization.
- (M) The Corporation had no quasi-reorganizations in the prior ten years.

14. CONTINGENCIES

- A. At December 31, 2022, there were no material known contingent liabilities arising outside the ordinary course of business.
- B. At December 31, 2022, the Corporation was not aware of any material assessments that would have a material financial effect.
- C. At December 31, 2022, there were no material known gain contingencies.
- D. At December 31, 2022, there were no claims related to extra contractual obligation or bad faith losses stemming from lawsuits.
- E. The Corporation has been named as a defendant in litigation or a respondent in arbitration in the ordinary course of conducting its reinsurance business. These lawsuits generally seek to establish liability under reinsurance contracts issued by the Corporation

NOTES TO FINANCIAL STATEMENTS

and occasionally seek punitive or exemplary damages. In the judgment of management, none of these cases individually or collectively is likely to result in judgments for amounts which, net of losses and loss adjustment expense liability previously established, would be material to the Corporation's statutory surplus.

F. At December 31, 2022, there were no known material loss contingencies outstanding.

15. LEASES

A. Lessee Operating Lease

(1)

(a) The Corporation leases office space under a non-cancelable lease expiring in 2024. The rent expense for 2022 and 2021 was \$160,724 and \$156,044, respectively.

(2)

(a) At December 31, 2022, the minimum aggregate rental commitments are as follows:

	<u>Year Ending December 31,</u>	<u>Operating Leases</u>
1.	2023	165,548
2.	2024	112,551
3.	2025	-
4.	2026	-
5.	2027	-
6.	Total	<u>\$ 278,099</u>

(3) Not Applicable

B. Lessor Leases - Not Applicable

16. INFORMATION ABOUT FINANCIAL INSTRUMENTS WITH OFF-BALANCE SHEET RISK AND FINANCIAL INSTRUMENTS WITH CONCENTRATIONS OF CREDIT RISK

Not applicable

17. SALE, TRANSFER AND SERVICING OF FINANCIAL ASSETS AND EXTINGUISHMENTS OF LIABILITIES

A. No transfers of receivables reported as sales.

B. No transfer and servicing of financial assets.

C. No wash sales.

18. GAIN OR LOSS TO THE REPORTING ENTITY FROM UNINSURED A&H PLANS AND THE UNINSURED PORTION OF PARTIALLY INSURED PLANS

Not Applicable

19. DIRECT PREMIUM WRITTEN/PRODUCED BY MANAGING GENERAL AGENTS/THIRD PARTY ADMINISTRATORS

Not Applicable

20. FAIR VALUE MEASUREMENT

A. Fair value measurements at reporting date:

Included in the Corporation's investment portfolio are certain financial instruments carried at fair value. Other financial instruments are periodically measured at fair value, such as when impaired, or, for certain bonds with ratings below investment grade, which are carried at the lower of cost or market.

The fair value of an asset is the amount at which that asset could be bought or sold in a current transaction between willing parties, that is, other than in a forced or liquidation sale. The fair value of a liability is the amount at which that liability could be incurred or settled in a current transaction between willing parties, that is, other than in a forced or liquidation sale.

Fair values are based on values an independent pricing service vendor. When market prices are not available a price may be obtained from a broker or fair value may be estimated using discounted cash flow analyses, incorporating current market inputs for similar financial instruments with comparable terms and credit quality (matrix pricing). In instances where there is little or no market activity for the same or similar instruments, the Corporation estimates fair value using methods, models and assumptions that management believes market participants would use to determine a current transaction price. These valuation techniques involve some level of management estimation and judgment which becomes significant when valuing increasingly complex instruments or pricing models. Where appropriate, adjustments are included to reflect the risk inherent in a particular methodology, model or input used.

The Corporation's financial assets and liabilities carried at fair value have been classified, for disclosure purposes, based on a hierarchy defined by SSAP No. 100, *Fair Value Measurements*. The hierarchy gives the highest ranking to fair values determined using unadjusted quoted prices in active markets for identical assets and liabilities (Level 1) and the lowest ranking to fair values

NOTES TO FINANCIAL STATEMENTS

determined using methodologies and models with unobservable inputs (Level 3). An asset's or a liability's classification is based on the lowest level input that is significant to its measurement. For example, a Level 3 fair value measurement may include inputs that are both observable (Levels 1 and 2) and unobservable (Level 3). The levels of the fair value hierarchy are as follows:

Level 1 - Values are unadjusted quoted prices for identical assets and liabilities in active markets accessible at the measurement date.

Level 2 - Inputs include quoted prices for similar assets or liabilities in active markets, quoted prices from those willing to trade in markets that are not active, or other inputs that are observable or can be corroborated by market data for the term of the instrument. Such inputs include market interest rates and volatilities, spreads and yield curves.

Level 3 - Certain inputs are unobservable (supported by little or no market activity) and significant to the fair value measurement. Unobservable inputs reflect the Corporation's best estimate of what hypothetical market participants would use to determine a transaction price for the asset or liability at the reporting date.

1. The Corporation did not carry any investments at fair value as of December 31, 2022.
2. The Corporation carried the following investments at fair value categorized within Level 3 of the fair value hierarchy:

	Bgeinning Balance at 12/31/2021	Gains (Losses) in surplus	Disposal	Realized gain	Ending Balance at 12/31/2022
Assets:					
Preferred stock	\$ 238,764	(17,671)	(221,700)	607	\$ -
	<u>\$ 238,764</u>	<u>(17,671)</u>	<u>(221,700)</u>	<u>607</u>	<u>\$ -</u>

3. Pricing sources are reviewed quarterly for determining transfers within the fair value hierarchy.
4. Level 2 and 3 Valuation techniques & inputs used:

Securities disclosed at fair value are determined based on NAIC valuation rules and typically consist of common and preferred equities, however, other securities may periodically be carried at fair value based on certain factors such as the NAIC's lower of cost or market rules. Assets recorded at fair value are categorized based on an evaluation of the various inputs used to measure the fair value. Reliance is predominately on independent pricing service vendors that have been evaluated and approved by our pricing policy committee. Generally, pricing service vendors use a pricing methodology involving the market approach, including pricing models, which use prices and relevant market information regarding a particular security or securities with similar characteristics to establish a valuation. Supporting documentation received from pricing vendors detailing the inputs, models and processes used in the vendor's evaluation process is used to determine the appropriate fair value hierarchy. Documentation from each pricing vendor is reviewed and monitored periodically to ensure they are consistent with pricing policy procedures. Market Information obtained from brokers with respect to security valuations is also considered in the price hierarchy.

5. The required information has been disclosed in prior paragraphs of this note.

B. Not Applicable

C. Fair Value:

Type of Financial Instrument	Aggregate Fair Value	Admitted Assets	(Level 1)	(Level 2)	(Level 3)
Bonds	\$ 486,233,306	\$ 495,348,635	\$ 446,656,604	\$ 39,576,701	\$ 1
Short-term investments	\$ 3,055,610,036	\$ 3,055,610,036	\$ 3,055,610,036	\$ -	\$ -
Cash equivalents	\$ 136,791,651	\$ 136,791,651	\$ 136,791,651	\$ -	\$ -
Other invested assets	\$ 809,175,565	\$ 739,312,732	\$ -	\$ -	\$ 809,175,565

D. Not Applicable

E. Not Applicable

21. OTHER ITEMS

A. Unusual or Infrequent

The outbreak of COVID-19 has adversely affected, and in the future it or other epidemics, pandemics or outbreaks may adversely affect the Corporation's operations, including the portfolio of equity securities. This is or may be due to closures or restrictions requested or mandated by governmental authorities, disruption to supply chains and workforce, reduction of demand for products and services, credit losses when customers and other counterparties fail to satisfy their obligations to the Corporation, and volatility in global equity securities markets, among other factors. Most of these risks are shared with all businesses. The comprehensive effects of the pandemic on the Corporation's income and balance sheet, including the impact of litigation and regulatory or legislative actions, cannot be reasonably estimated at this time.

B. Troubled Debt Restructuring: Debtors

Not Applicable

NOTES TO FINANCIAL STATEMENTS

C. Other Disclosures

Assets in the amount of \$182,031,005 and \$154,882,177 at December 31, 2022 and 2021, respectively, were on deposit with government authorities or trustees as required by law. Assets valued at \$8,766,954 and \$8,634,000 at December 31, 2022 and 2021 respectively, were maintained as compensating balances or pledged as collateral for letter of credits and reinsurance agreements.

Effective October 1, 2017, the Corporation entered into a ceded coinsurance with funds withheld reinsurance agreement with NICO, an affiliate. As of the effective date of the agreement, the Corporation ceded 100% or \$1.1 billion of its net statutory Long Term Care (LTC) liabilities to NICO for \$1.6 billion of consideration. The Corporation paid \$500 million in cash with the remaining consideration placed into a funds withheld account at book value. The funds withheld account includes a combination of specific investments and cash. The Corporation's net liabilities relating to its LTC book of business were zero as of December 31, 2022 and December 31, 2021. The Corporation incurred ceded premium of \$75,959,748 and \$68,490,614 for the years ended December 31, 2022 and 2021, respectively. The funds withheld amount due to NICO was \$1,206,508,793 and \$1,109,461,535 as of December 31, 2022 and December 31, 2021, respectively.

On November 1, 2017 the Corporation assumed a closed block of life and accident and health business from General Re Life Australia, Ltd (GRLA), an affiliated Australian domiciled life insurance company. For the years ended December 31, 2022 and December 31, 2021 the Corporation reported assumed premiums of \$207.5 million and \$230.7 million respectively. As of December 31, 2022 and December 31, 2021 the Corporation held \$516.1 million and \$513.5 million policy reserves relating to this business.

On July 1, 2020 the Corporation entered into an assumed aggregate mortality stop loss reinsurance agreement with General Reinsurance AG (GRAG), an affiliated German domiciled reinsurance company. For the years ended December 31, 2021 and December 31, 2020 the Corporation recognized \$46.6 million and \$52.1 million, respectively, of assumed premium under this agreement. The Corporation recorded a \$1.5 million recovery and an \$18.3 million claim under the contract for the years ended December 31, 2022 and December 31, 2021, respectively.

On January 1, 2021 the Corporation entered into an assumed life and health reinsurance contract with General Reinsurance Africa, Ltd. (GRSA), an affiliated South African domiciled reinsurance company. For the years ended December 31, 2022 and December 31, 2021 the Corporation reported assumed premiums of \$78.3 million and \$84.3 million respectively. As of December 31, 2022 and December 31, 2021 the Corporation held \$190.6 million and \$169.5 million claims and policy reserves relating to this business.

On April 1, 2021 the Corporation entered into a ceded life and health reinsurance contract with GRAG covering new business written in Canada. As of December 31, 2022 and 2021 the Corporation ceded \$585.3 million and \$377.4 million, respectively, of benefit reserves to GRAG under the agreement.

D. Business Interruption Insurance Recoveries

Not Applicable

E. State Transferable and Non-Transferrable Tax Credits

Not Applicable

F. Subprime-Mortgage-Related Risk Exposure

1. The Corporation has no direct subprime mortgage related risk exposure due to investments in subprime mortgage loans or other investments and has no underwriting exposure to subprime mortgage related risk through Mortgage Guaranty or Financial Guaranty insurance coverage. The Corporation does not have any equity investments in subsidiary, controlled or affiliated entities with subprime related risk exposure.

The Corporation's exposure to subprime mortgage related risk is limited to investments within the fixed income investment portfolio which may contain securities collateralized by mortgages that have characteristics of subprime lending. Such characteristics include an interest rate above prime to borrowers who do not qualify for prime rate loans, borrowers with low credit ratings (FICO scores), unconventionally high initial loan-to-value ratios, and borrowers with less than conventional documentation of their income and/or net assets. The Corporation minimizes subprime mortgage related risk within the fixed income investment portfolio by holding securities which carry higher credit ratings and by monitoring the underlying collateral performance on an ongoing basis.

2. Not Applicable

3. Not Applicable

4. Not Applicable

G. Retained Assets

Not Applicable

H. Insurance-Linked Securities

Not Applicable

NOTES TO FINANCIAL STATEMENTS

I. Corporate owned life insurance

Not Applicable

22. EVENTS SUBSEQUENT

The Corporation has evaluated events subsequent to December 31, 2022 through February 21, 2023, the date the statutory statements were available to be issued.

Type I – Recognized Subsequent Events:

None

Type II – Non-recognized Subsequent Events:

The Inflation Reduction Act ("IRA") of 2022 was enacted on August 16, 2022. The IRA includes a new Federal Corporate Alternative Minimum Tax ("CAMT"), effective in 2023, that is based on the adjusted financial statement income set forth on the applicable financial statement of an applicable corporation. The NAIC adopted Interpretation ("INT") 22-02 to apply to December 31, 2022. Following that guidance, due to the Company joining in the consolidated federal income tax return by Berkshire Hathaway Inc., it has been determined as of the reporting date that it will be an applicable corporation. The 2022 financial statements do not include an estimated impact of the CAMT because a reasonable estimate cannot be made.

23. REINSURANCE

A. Ceded Reinsurance Report

Section 1 – General Interrogatories

1. Are any of the reinsurers, listed in Schedule S as non-affiliated, owned in excess of 10% or controlled, either directly or indirectly, by the Corporation or by any representative, officer, trustee, or director of the Corporation?
Yes () No (x) If yes, give full details.
2. Have any policies issued by the Corporation been reinsured with a company chartered in a country other than the United States (excluding U.S. Branches of such companies) that is owned in excess of 10% or controlled directly or indirectly by an insured, a beneficiary, a creditor or any other person not primarily engaged in the insurance business?
Yes () No (x) If yes, give full details.

Section 2 – Ceded Reinsurance Report – Part A

1. Does the Corporation have any reinsurance agreements in effect under which the reinsurer may unilaterally cancel any reinsurance for reasons other than for nonpayment of premium or other similar credits? Yes () No (x)
 - a) If yes, what is the estimated amount of the aggregate reduction in surplus of a unilateral cancellation by the reinsurer as of the date of this statement, for those agreements in which cancellation results in a net obligation of the Corporation to the reinsurer, and for which such obligation is not presently accrued? Where necessary, the Corporation may consider the current or anticipated experience of the business reinsured in making this estimate.
 - b) What is the total amount of reinsurance credits taken, whether as an asset or as a reduction of liability, for these agreements in this statement?
2. Does the Corporation have any reinsurance agreements in effect such that the amount of losses paid or accrued through the statement date may result in a payment to the reinsurer of amounts that, in aggregate and allowing for offset of mutual credits from other reinsurance agreements with the same reinsurer, exceed the total direct premium collected under the reinsured policies? Yes () No (x) If yes, give full details.

Section 3 – Ceded Reinsurance Report – Part B

1. What is the estimated amount of the aggregate reduction in surplus (for agreements other than those under which the reinsurer may unilaterally cancel for reasons other than for nonpayment of premium or other similar credits that are reflected in Section 2 above) of termination of ALL reinsurance agreements, by either party, as of the date of this statement? Where necessary, the Corporation may consider the current or anticipated experience of the business reinsured in making this estimate. \$0.
2. Have any new agreements been executed or existing agreements amended, since January 1 of the year of this statement, to include policies or contracts that were in force or which had existing reserves established by the Corporation as of the effective date of the agreement? Yes () No (x)

If yes, what is the amount of reinsurance credits, whether an asset or a reduction of a liability, taken for such new agreements or amendments?

B. Uncollectible Reinsurance

The Corporation has had no significant write-offs of uncollectible reinsurance during the year.

NOTES TO FINANCIAL STATEMENTS

C. Commutation of Ceded Reinsurance

In 2022, The Corporation commuted a ceded reinsurance contract with Trustmark Insurance Company.

(1) The Corporation recorded \$0.9 million of claims relating to the contract for the year ended December 31, 2022.

(2) The Corporation did not record claim adjustment expenses relating to this contract during 2022.

(3) The Corporation recorded \$0.2 million of ceded premium expense relating to the contract for the year ended December 31, 2022.

(4) Not applicable.

D. Certified Reinsurer Rating Downgraded or Status Subject to Revocation

Not Applicable

E. Variable Annuity Contracts with Affiliated Captive Reinsurers

Not Applicable

F. Reinsurance with Affiliated Captives

Not Applicable

G. XXX / AXXX Captive Reinsurance

Not Applicable

H. Reinsurance Credit

(1) On October 1, 2017 the Corporation entered into a ceded reinsurance agreement with National Indemnity Company, an affiliate. See Note 21. The reinsurance agreement includes an aggregate loss limit of \$5 billion plus cumulative premiums paid. The Corporation received appropriate regulatory approval for the agreement and accounts for the treaty as a reinsurance contract.

(2) Not applicable

(3) Not applicable

(4) Not applicable

(5) Not applicable

(6) Not applicable

24. RETROSPECTIVELY RATED CONTRACTS & CONTRACTS SUBJECT TO REDETERMINATION

Not Applicable

25. CHANGE IN INCURRED LOSSES AND LOSS ADJUSTMENT EXPENSES

A. Reserves as of December 31, 2021 were \$552.6 million. As of December 31, 2022, \$117.3 million has been paid for incurred losses and loss adjustment expenses attributable to insured events of prior years. Reserves remaining for prior years are now \$380.3 million, therefore there has been \$55.0 million of favorable prior year development since December 31, 2021.

B. There were no significant changes in methodologies and assumptions used in calculating the net liability for unpaid losses and loss adjustment expenses during 2022.

26. INTERCOMPANY POOLING ARRANGEMENTS

Not Applicable

27. STRUCTURED SETTLEMENTS

Not Applicable

28. HEALTH CARE RECEIVABLES

Not Applicable

29. PARTICIPATING POLICIES

NOTES TO FINANCIAL STATEMENTS

Not Applicable

30. PREMIUM DEFICIENCY RESERVES

Not Applicable

31. RESERVES FOR LIFE CONTRACTS AND ANNUITY CONTRACTS

Policy reserves are determined primarily in accordance with valuation net premiums based on statutory mortality and interest requirements without consideration of withdrawals. Such reserves are calculated generally using the 1958, 1980, 2001 and 2017 Commissioner's Standard Ordinary Tables of Mortality and interest between 3% and 6%. Currently, reserves for new individual life policies are primarily calculated using the principles-based reserve requirements as described in Section VM-20 of the Valuation Manual.

Annuity reserves are calculated using CARVM. For each contract, the reserve is no less than the account value.

1. The Corporation waives deduction of deferred fractional premiums upon death of the insured and returns that portion of the final premium beyond the date of death. Surrender values in excess of the legally computed reserves are carried in Exhibit 5, Section A but are immaterial.
2. Reserves for substandard policies are computed on a mortality basis consistent with the initial underwriting assessment.
3. As of December 31, 2022, the Corporation had \$1,676,289,711 of insurance in force for which the gross premiums were less than the valuation net premiums. Reserves to cover the above insurance totaled \$302,803,396 at year-end of which \$300,837,424 was retained by the Corporation and reported in Exhibit 5-Miscellaneous Reserves.
4. The Tabular Interest has been determined by formula as described in the instructions.

The Tabular less Actual Reserve Released has been determined by formula as described in the instructions.

The Tabular Cost has been determined by formula as described in the instructions.

5. The Tabular Interest on Funds not involving Life Contingencies has been calculated by formula as described in the instructions.
6. None.

32. ANALYSIS OF ANNUITY ACTUARIAL RESERVES AND DEPOSIT TYPE LIABILITIES BY WITHDRAWAL CHARACTERISTICS

	AMOUNT	% of TOTAL
A. Subject to discretionary withdrawal:		
(1) With market value adjustment	\$ 0	
(2) At book value less current surrender Charge of 5% or more	0	
(3) At fair value	0	
(4) Total with adjustment or at market value (Total of 1 through 3)	0	
(5) At book value without adjustment (minimal or no charge or adjustment)	2,363,358	96.60%
B. Not subject to discretionary withdrawal	83,133	3.40%
C. Total (gross)	2,446,491	100.00%
D. Reinsurance ceded	0	
E. Total (net) (C)-(D)	2,446,491	
F. Life & Accident & Health Annual Statement		
(1) Exhibit 5, Annuities Section, Total (net)	1,520,988	
(2) Exhibit 5, Supplementary Contracts with Life Contingencies Section, Total (net)	54,432	
(3) Exhibit 7, Deposit-Type Contracts, Line 14, Column 1	871,071	
(4) Subtotal	2,446,491	
Separate Accounts Annual Statement		
(5) Exhibit 3, Line 0299999, Column 2	0	
(6) Exhibit 3, Line 0399999, Column 2	0	
(7) Policyholder dividend and coupon accumulations	0	
(8) Policyholder premiums	0	
(9) Guaranteed interest contracts	0	
(10) Other contract deposit funds	0	
(11) Subtotal	0	
(12) Combined Total (4+11)	\$2,446,491	

NOTES TO FINANCIAL STATEMENTS

33. ANALYSIS OF LIFE ACTUARIAL RESERVES BY WITHDRAWAL CHARACTERISTICS

	General Account			Separate Account - Nonguaranteed		
	Account Value	Cash Value	Reserve	Account Value	Cash Value	Reserve
A. Subject to discretionary withdrawal, surrender values, or policy						
(1) Term Policies with Cash Value		1,627,723	1,719,140			
(2) Universal Life	2,954,956	2,937,518	2,946,383			
(3) Universal Life with Secondary Guarantees						
(4) Indexed Universal Life						
(5) Indexed Universal Life with Secondary Guarantees						
(6) Indexed Life						
(7) Other Permanent Cash Value Life Insurance		16,090,470	16,660,613			
(8) Variable Life						
(9) Variable Universal Life						
(10) Miscellaneous Reserves						
B. Not subject to discretionary withdrawal or no cash values						
(1) Term Policies without Cash Value	XXX	XXX	1,795,540,955	XXX	XXX	
(2) Accidental Death Benefits	XXX	XXX	1,567	XXX	XXX	
(3) Disability - Active Lives	XXX	XXX	616	XXX	XXX	
(4) Disability - Disabled Lives	XXX	XXX	15,109,705	XXX	XXX	
(5) Miscellaneous Reserves	XXX	XXX	339,540,483	XXX	XXX	
C. Total (gross: direct + assumed)			2,171,519,462			
D. Reinsurance Ceded			593,826,944			
E. Total (net) (C) - (D)			1,577,692,518			
F. Life & Accident & Health Annual Statement:	Amount					
(1) Exhibit 5, Life Insurance Section, Total (net)	\$ 1,225,071,036					
(2) Exhibit 5, Accidental Death Benefits Section, Total (net)	1,567					
(3) Exhibit 5, Disability – Active Lives Section, Total (net)	612					
(4) Exhibit 5, Disability – Disabled Lives Section, Total (net)	15,064,533					
(5) Exhibit 5, Miscellaneous Reserves Section, Total (net)	337,554,770					
(6) Subtotal	\$ 1,577,692,518					
	Separate Accounts Annual Statement:					
(7) Exhibit 3, Line 0299999, Column 2						
(8) Exhibit 3, Line 0499999, Column 2						
(9) Exhibit 3, Line 0599999, Column 2						
(10) Subtotal (Lines (7) through (9))						
(11) Combined Total ((6) and (10))	\$ 1,577,692,518					

34. PREMIUM AND ANNUITY CONSIDERATIONS DEFERRED AND UNCOLLECTED

Deferred and uncollected life insurance premiums and annuity considerations (net of reinsurance ceded) were as follows at December 31, 2022:

TYPE	GROSS	NET OF LOADING
(1) Industrial	\$0	\$0
(2) Ordinary new business	426,528	426,528
(3) Ordinary renewal	180,772,326	180,772,326
(4) Credit Life	4,343,565	4,343,565
(5) Group Life	75,431,551	75,431,551
(6) Group Annuity	0	0
(7) Totals	\$260,973,970	\$260,973,970

35. SEPARATE ACCOUNTS

Not Applicable

36. LOSS/CLAIM ADJUSTMENT EXPENSES

The balance in the liability for unpaid accident and health claim adjustment expenses as of December 31, 2022 and 2021 was \$1.0 million and \$1.4 million, respectively.

The Corporation incurred \$0.3 million benefit and paid \$0.1 million of claim adjustment expenses in the current year, of which \$0.1 million of the paid amount was attributable to insured or covered events of prior years. The Corporation did not increase or decrease the provision for insured events of prior years.

The Corporation took into account estimated anticipated salvage and subrogation in its determination of the liability for unpaid claims/losses and reduced such liability by \$0.

GENERAL INTERROGATORIES

**PART 1 - COMMON INTERROGATORIES
GENERAL**

- 1.1 Is the reporting entity a member of an Insurance Holding Company System consisting of two or more affiliated persons, one or more of which is an insurer? Yes [X] No []
If yes, complete Schedule Y, Parts 1, 1A, 2 and 3.
- 1.2 If yes, did the reporting entity register and file with its domiciliary State Insurance Commissioner, Director or Superintendent or with such regulatory official of the state of domicile of the principal insurer in the Holding Company System, a registration statement providing disclosure substantially similar to the standards adopted by the National Association of Insurance Commissioners (NAIC) in its Model Insurance Holding Company System Regulatory Act and model regulations pertaining thereto, or is the reporting entity subject to standards and disclosure requirements substantially similar to those required by such Act and regulations? Yes [X] No [] N/A []
- 1.3 State Regulating? Connecticut
- 1.4 Is the reporting entity publicly traded or a member of a publicly traded group? Yes [X] No []
- 1.5 If the response to 1.4 is yes, provide the CIK (Central Index Key) code issued by the SEC for the entity/group. 1067983
- 2.1 Has any change been made during the year of this statement in the charter, by-laws, articles of incorporation, or deed of settlement of the reporting entity? Yes [] No [X]
- 2.2 If yes, date of change:
- 3.1 State as of what date the latest financial examination of the reporting entity was made or is being made. 12/31/2020
- 3.2 State the as of date that the latest financial examination report became available from either the state of domicile or the reporting entity. This date should be the date of the examined balance sheet and not the date the report was completed or released. 12/31/2015
- 3.3 State as of what date the latest financial examination report became available to other states or the public from either the state of domicile or the reporting entity. This is the release date or completion date of the examination report and not the date of the examination (balance sheet date). 03/10/2017
- 3.4 By what department or departments?
State of Connecticut Insurance Department
- 3.5 Have all financial statement adjustments within the latest financial examination report been accounted for in a subsequent financial statement filed with Departments? Yes [] No [] N/A [X]
- 3.6 Have all of the recommendations within the latest financial examination report been complied with? Yes [X] No [] N/A []
- 4.1 During the period covered by this statement, did any agent, broker, sales representative, non-affiliated sales/service organization or any combination thereof under common control (other than salaried employees of the reporting entity), receive credit or commissions for or control a substantial part (more than 20 percent of any major line of business measured on direct premiums) of:
4.11 sales of new business? Yes [] No [X]
4.12 renewals? Yes [] No [X]
- 4.2 During the period covered by this statement, did any sales/service organization owned in whole or in part by the reporting entity or an affiliate, receive credit or commissions for or control a substantial part (more than 20 percent of any major line of business measured on direct premiums) of:
4.21 sales of new business? Yes [] No [X]
4.22 renewals? Yes [] No [X]
- 5.1 Has the reporting entity been a party to a merger or consolidation during the period covered by this statement? Yes [] No [X]
If yes, complete and file the merger history data file with the NAIC.
- 5.2 If yes, provide the name of the entity, NAIC Company Code, and state of domicile (use two letter state abbreviation) for any entity that has ceased to exist as a result of the merger or consolidation.

1 Name of Entity	2 NAIC Company Code	3 State of Domicile

- 6.1 Has the reporting entity had any Certificates of Authority, licenses or registrations (including corporate registration, if applicable) suspended or revoked by any governmental entity during the reporting period? Yes [] No [X]
- 6.2 If yes, give full information:
- 7.1 Does any foreign (non-United States) person or entity directly or indirectly control 10% or more of the reporting entity? Yes [] No [X]
- 7.2 If yes,
7.21 State the percentage of foreign control; %
7.22 State the nationality(s) of the foreign person(s) or entity(s); or if the entity is a mutual or reciprocal, the nationality of its manager or attorney-in-fact and identify the type of entity(s) (e.g., individual, corporation, government, manager or attorney-in-fact).

1 Nationality	2 Type of Entity

GENERAL INTERROGATORIES

- 8.1 Is the company a subsidiary of a depository institution holding company (DIHC) or a DIHC itself, regulated by the Federal Reserve Board? Yes [] No [X]
- 8.2 If the response to 8.1 is yes, please identify the name of the DIHC.
.....
- 8.3 Is the company affiliated with one or more banks, thrifts or securities firms? Yes [] No [X]
- 8.4 If response to 8.3 is yes, please provide below the names and location (city and state of the main office) of any affiliates regulated by a federal regulatory services agency [i.e. the Federal Reserve Board (FRB), the Office of the Comptroller of the Currency (OCC), the Federal Deposit Insurance Corporation (FDIC) and the Securities Exchange Commission (SEC)] and identify the affiliate's primary federal regulator.

1 Affiliate Name	2 Location (City, State)	3 FRB	4 OCC	5 FDIC	6 SEC

- 8.5 Is the reporting entity a depository institution holding company with significant insurance operations as defined by the Board of Governors of Federal Reserve System or a subsidiary of the depository institution holding company? Yes [] No [X]
- 8.6 If response to 8.5 is no, is the reporting entity a company or subsidiary of a company that has otherwise been made subject to the Federal Reserve Board's capital rule? Yes [] No [X] N/A []
- 9. What is the name and address of the independent certified public accountant or accounting firm retained to conduct the annual audit?
Deloitte & Touche LLP, 695 E. Main St., Stamford, CT 06901-2141
- 10.1 Has the insurer been granted any exemptions to the prohibited non-audit services provided by the certified independent public accountant requirements as allowed in Section 7H of the Annual Financial Reporting Model Regulation (Model Audit Rule), or substantially similar state law or regulation? Yes [] No [X]
- 10.2 If the response to 10.1 is yes, provide information related to this exemption:
.....
- 10.3 Has the insurer been granted any exemptions related to the other requirements of the Annual Financial Reporting Model Regulation as allowed for in Section 18A of the Model Regulation, or substantially similar state law or regulation? Yes [] No [X]
- 10.4 If the response to 10.3 is yes, provide information related to this exemption:
.....
- 10.5 Has the reporting entity established an Audit Committee in compliance with the domiciliary state insurance laws? Yes [] No [X] N/A []
- 10.6 If the response to 10.5 is no or n/a, please explain
By formal designation the General Re Corporation ("General Re") Audit Committee serves as the audit committee for certain members of the General Re Group, including but not limited to the Corporation
- 11. What is the name, address and affiliation (officer/employee of the reporting entity or actuary/consultant associated with an actuarial consulting firm) of the individual providing the statement of actuarial opinion/certification?
Eric Schwartz, Vice President and Appointed Actuary, officer of General Re Life Corporation, 120 Long Ridge Rd, Stamford, CT 06902
- 12.1 Does the reporting entity own any securities of a real estate holding company or otherwise hold real estate indirectly? Yes [] No [X]
 - 12.11 Name of real estate holding company ...
 - 12.12 Number of parcels involved
 - 12.13 Total book/adjusted carrying value \$
- 12.2 If, yes provide explanation:
.....
- 13. **FOR UNITED STATES BRANCHES OF ALIEN REPORTING ENTITIES ONLY:**
- 13.1 What changes have been made during the year in the United States manager or the United States trustees of the reporting entity?
.....
- 13.2 Does this statement contain all business transacted for the reporting entity through its United States Branch on risks wherever located? Yes [] No []
- 13.3 Have there been any changes made to any of the trust indentures during the year? Yes [] No []
- 13.4 If answer to (13.3) is yes, has the domiciliary or entry state approved the changes? Yes [] No [] N/A []
- 14.1 Are the senior officers (principal executive officer, principal financial officer, principal accounting officer or controller, or persons performing similar functions) of the reporting entity subject to a code of ethics, which includes the following standards? Yes [X] No []
 - a. Honest and ethical conduct, including the ethical handling of actual or apparent conflicts of interest between personal and professional relationships;
 - b. Full, fair, accurate, timely and understandable disclosure in the periodic reports required to be filed by the reporting entity;
 - c. Compliance with applicable governmental laws, rules and regulations;
 - d. The prompt internal reporting of violations to an appropriate person or persons identified in the code; and
 - e. Accountability for adherence to the code.
- 14.11 If the response to 14.1 is No, please explain:
.....
- 14.2 Has the code of ethics for senior managers been amended? Yes [] No [X]
- 14.21 If the response to 14.2 is yes, provide information related to amendment(s).
.....
- 14.3 Have any provisions of the code of ethics been waived for any of the specified officers? Yes [] No [X]
- 14.31 If the response to 14.3 is yes, provide the nature of any waiver(s).
.....

GENERAL INTERROGATORIES

- 15.1 Is the reporting entity the beneficiary of a Letter of Credit that is unrelated to reinsurance where the issuing or confirming bank is not on the SVO Bank List? Yes [] No [X]
- 15.2 If the response to 15.1 is yes, indicate the American Bankers Association (ABA) Routing Number and the name of the issuing or confirming bank of the Letter of Credit and describe the circumstances in which the Letter of Credit is triggered.

1 American Bankers Association (ABA) Routing Number	2 Issuing or Confirming Bank Name	3 Circumstances That Can Trigger the Letter of Credit	4 Amount

BOARD OF DIRECTORS

16. Is the purchase or sale of all investments of the reporting entity passed upon either by the board of directors or a subordinate committee thereof? Yes [X] No []
17. Does the reporting entity keep a complete permanent record of the proceedings of its board of directors and all subordinate committees thereof? Yes [X] No []
18. Has the reporting entity an established procedure for disclosure to its board of directors or trustees of any material interest or affiliation on the part of any of its officers, directors, trustees or responsible employees that is in conflict or is likely to conflict with the official duties of such person? Yes [X] No []

FINANCIAL

19. Has this statement been prepared using a basis of accounting other than Statutory Accounting Principles (e.g., Generally Accepted Accounting Principles)? Yes [] No [X]
- 20.1 Total amount loaned during the year (inclusive of Separate Accounts, exclusive of policy loans):
- 20.11 To directors or other officers.....\$
 - 20.12 To stockholders not officers.....\$
 - 20.13 Trustees, supreme or grand (Fraternal Only) \$
- 20.2 Total amount of loans outstanding at the end of year (inclusive of Separate Accounts, exclusive of policy loans):
- 20.21 To directors or other officers.....\$
 - 20.22 To stockholders not officers.....\$
 - 20.23 Trustees, supreme or grand (Fraternal Only) \$
- 21.1 Were any assets reported in this statement subject to a contractual obligation to transfer to another party without the liability for such obligation being reported in the statement? Yes [] No [X]
- 21.2 If yes, state the amount thereof at December 31 of the current year:
- 21.21 Rented from others.....\$
 - 21.22 Borrowed from others.....\$
 - 21.23 Leased from others\$
 - 21.24 Other\$
- 22.1 Does this statement include payments for assessments as described in the Annual Statement Instructions other than guaranty fund or guaranty association assessments? Yes [] No [X]
- 22.2 If answer is yes:
- 22.21 Amount paid as losses or risk adjustment \$
 - 22.22 Amount paid as expenses\$
 - 22.23 Other amounts paid\$
- 23.1 Does the reporting entity report any amounts due from parent, subsidiaries or affiliates on Page 2 of this statement? Yes [X] No []
- 23.2 If yes, indicate any amounts receivable from parent included in the Page 2 amount: \$
- 24.1 Does the insurer utilize third parties to pay agent commissions in which the amounts advanced by the third parties are not settled in full within 90 days? Yes [] No [X]
- 24.2 If the response to 24.1 is yes, identify the third-party that pays the agents and whether they are a related party.

Name of Third-Party	Is the Third-Party Agent a Related Party (Yes/No)

INVESTMENT

- 25.01 Were all the stocks, bonds and other securities owned December 31 of current year, over which the reporting entity has exclusive control, in the actual possession of the reporting entity on said date? (other than securities lending programs addressed in 25.03)..... Yes [X] No []

ANNUAL STATEMENT FOR THE YEAR 2022 OF THE General Re Life Corporation
GENERAL INTERROGATORIES

- 25.02 If no, give full and complete information relating thereto

- 25.03 For securities lending programs, provide a description of the program including value for collateral and amount of loaned securities, and whether collateral is carried on or off-balance sheet. (an alternative is to reference Note 17 where this information is also provided)

- 25.04 For the reporting entity's securities lending program, report amount of collateral for conforming programs as outlined in the Risk-Based Capital Instructions. \$
- 25.05 For the reporting entity's securities lending program, report amount of collateral for other programs. \$
- 25.06 Does your securities lending program require 102% (domestic securities) and 105% (foreign securities) from the counterparty at the outset of the contract? Yes [] No [] N/A [X]
- 25.07 Does the reporting entity non-admit when the collateral received from the counterparty falls below 100%? Yes [] No [] N/A [X]
- 25.08 Does the reporting entity or the reporting entity 's securities lending agent utilize the Master Securities lending Agreement (MSLA) to conduct securities lending? Yes [] No [] N/A [X]
- 25.09 For the reporting entity's securities lending program state the amount of the following as of December 31 of the current year:
- 25.091 Total fair value of reinvested collateral assets reported on Schedule DL, Parts 1 and 2. \$
- 25.092 Total book adjusted/carrying value of reinvested collateral assets reported on Schedule DL, Parts 1 and 2 \$
- 25.093 Total payable for securities lending reported on the liability page. \$

- 26.1 Were any of the stocks, bonds or other assets of the reporting entity owned at December 31 of the current year not exclusively under the control of the reporting entity or has the reporting entity sold or transferred any assets subject to a put option contract that is currently in force? (Exclude securities subject to Interrogatory 21.1 and 25.03). Yes [X] No []
- 26.2 If yes, state the amount thereof at December 31 of the current year:
- 26.21 Subject to repurchase agreements \$
- 26.22 Subject to reverse repurchase agreements \$
- 26.23 Subject to dollar repurchase agreements \$
- 26.24 Subject to reverse dollar repurchase agreements \$
- 26.25 Placed under option agreements \$
- 26.26 Letter stock or securities restricted as to sale -
 excluding FHLB Capital Stock \$ 739,312,732
- 26.27 FHLB Capital Stock \$
- 26.28 On deposit with states \$ 6,224,759
- 26.29 On deposit with other regulatory bodies \$ 175,806,246
- 26.30 Pledged as collateral - excluding collateral pledged to
 an FHLB \$
- 26.31 Pledged as collateral to FHLB - including assets
 backing funding agreements \$
- 26.32 Other \$ 8,766,954

26.3 For category (26.26) provide the following:

1 Nature of Restriction	2 Description	3 Amount
ISSUER	BERKSHIRE HATHAWAY INC NOTE	500,000,000
ISSUER	UNION UNDERWEAR COMPANY	188,770,112
ISSUER	MARMON CRANE AUSTRALIA PTY LTD	50,542,620

- 27.1 Does the reporting entity have any hedging transactions reported on Schedule DB? Yes [] No [X]
- 27.2 If yes, has a comprehensive description of the hedging program been made available to the domiciliary state? Yes [] No [] N/A []
 If no, attach a description with this statement.

LINES 27.3 through 27.5: FOR LIFE/FRATERNAL REPORTING ENTITIES ONLY:

- 27.3 Does the reporting entity utilize derivatives to hedge variable annuity guarantees subject to fluctuations as a result of interest rate sensitivity? . Yes [] No [X]
- 27.4 If the response to 27.3 is YES, does the reporting entity utilize:
- 27.41 Special accounting provision of SSAP No. 108 Yes [] No []
- 27.42 Permitted accounting practice Yes [] No []
- 27.43 Other accounting guidance Yes [] No []
- 27.5 By responding YES to 27.41 regarding utilizing the special accounting provisions of SSAP No. 108, the reporting entity attests to the following: Yes [] No []
- The reporting entity has obtained explicit approval from the domiciliary state.
 - Hedging strategy subject to the special accounting provisions is consistent with the requirements of VM-21.
 - Actuarial certification has been obtained which indicates that the hedging strategy is incorporated within the establishment of VM-21 reserves and provides the impact of the hedging strategy within the Actuarial Guideline Conditional Tail Expectation Amount.
 - Financial Officer Certification has been obtained which indicates that the hedging strategy meets the definition of a Clearly Defined Hedging Strategy within VM-21 and that the Clearly Defined Hedging Strategy is the hedging strategy being used by the company in its actual day-to-day risk mitigation efforts.
- 28.1 Were any preferred stocks or bonds owned as of December 31 of the current year mandatorily convertible into equity, or, at the option of the issuer, convertible into equity? Yes [] No [X]
- 28.2 If yes, state the amount thereof at December 31 of the current year. \$
29. Excluding items in Schedule E - Part 3 - Special Deposits, real estate, mortgage loans and investments held physically in the reporting entity's offices, vaults or safety deposit boxes, were all stocks, bonds and other securities, owned throughout the current year held pursuant to a custodial agreement with a qualified bank or trust company in accordance with Section 1, III - General Examination Considerations, F. Outsourcing of Critical Functions, Custodial or Safekeeping Agreements of the NAIC Financial Condition Examiners Handbook?..... Yes [X] No []
- 29.01 For agreements that comply with the requirements of the NAIC Financial Condition Examiners Handbook, complete the following:

1 Name of Custodian(s)	2 Custodian's Address
BNY MELLON	225 Liberty Street, New York, NY 10266

ANNUAL STATEMENT FOR THE YEAR 2022 OF THE General Re Life Corporation

GENERAL INTERROGATORIES

29.02 For all agreements that do not comply with the requirements of the NAIC Financial Condition Examiners Handbook, provide the name, location and a complete explanation:

1 Name(s)	2 Location(s)	3 Complete Explanation(s)

29.03 Have there been any changes, including name changes, in the custodian(s) identified in 29.01 during the current year?..... Yes [] No [X]

29.04 If yes, give full and complete information relating thereto:

1 Old Custodian	2 New Custodian	3 Date of Change	4 Reason

29.05 Investment management – Identify all investment advisors, investment managers, broker/dealers, including individuals that have the authority to make investment decisions on behalf of the reporting entity. For assets that are managed internally by employees of the reporting entity, note as such. ["...that have access to the investment accounts"; "...handle securities"]

1 Name of Firm or Individual	2 Affiliation
New England Asset Management, Inc.	A.....

29.0597 For those firms/individuals listed in the table for Question 29.05, do any firms/individuals unaffiliated with the reporting entity (i.e. designated with a "U") manage more than 10% of the reporting entity's invested assets?..... Yes [] No [X]

29.0598 For firms/individuals unaffiliated with the reporting entity (i.e. designated with a "U") listed in the table for Question 29.05, does the total assets under management aggregate to more than 50% of the reporting entity's invested assets?..... Yes [] No [X]

29.06 For those firms or individuals listed in the table for 29.05 with an affiliation code of "A" (affiliated) or "U" (unaffiliated), provide the information for the table below.

1 Central Registration Depository Number	2 Name of Firm or Individual	3 Legal Entity Identifier (LEI)	4 Registered With	5 Investment Management Agreement (IMA) Filed
105900	New England Asset Management, Inc.	KUR85E5PS4GQFZTFC130	SEC	DS.....

30.1 Does the reporting entity have any diversified mutual funds reported in Schedule D, Part 2 (diversified according to the Securities and Exchange Commission (SEC) in the Investment Company Act of 1940 [Section 5(b)(1)])? Yes [] No [X]

30.2 If yes, complete the following schedule:

1 CUSIP #	2 Name of Mutual Fund	3 Book/Adjusted Carrying Value
30.2999 - Total		

30.3 For each mutual fund listed in the table above, complete the following schedule:

1 Name of Mutual Fund (from above table)	2 Name of Significant Holding of the Mutual Fund	3 Amount of Mutual Fund's Book/Adjusted Carrying Value Attributable to the Holding	4 Date of Valuation

ANNUAL STATEMENT FOR THE YEAR 2022 OF THE General Re Life Corporation
GENERAL INTERROGATORIES

31. Provide the following information for all short-term and long-term bonds and all preferred stocks. Do not substitute amortized value or statement value for fair value.

	1	2	3
	Statement (Admitted) Value	Fair Value	Excess of Statement over Fair Value (-), or Fair Value over Statement (+)
31.1 Bonds	3,550,958,668	3,541,843,339	(9,115,329)
31.2 Preferred stocks			
31.3 Totals	3,550,958,668	3,541,843,339	(9,115,329)

31.4 Describe the sources or methods utilized in determining the fair values:

The fair value of bonds and preferred stocks are based upon values provided by the SVO unless the SVO did not provide a value, in which case considering values obtained from independent pricing services and based upon expected future cash flows using a current market rate applicable to the yield, credit quality and maturity of the investments. Short term investments and cash equivalents are valued at amortized cost, which approximates fair value.

32.1 Was the rate used to calculate fair value determined by a broker or custodian for any of the securities in Schedule D? Yes [] No [X]

32.2 If the answer to 32.1 is yes, does the reporting entity have a copy of the broker's or custodian's pricing policy (hard copy or electronic copy) for all brokers or custodians used as a pricing source? Yes [] No []

32.3 If the answer to 32.2 is no, describe the reporting entity's process for determining a reliable pricing source for purposes of disclosure of fair value for Schedule D:

33.1 Have all the filing requirements of the Purposes and Procedures Manual of the NAIC Investment Analysis Office been followed? Yes [X] No []

33.2 If no, list exceptions:

34. By self-designating 5GI securities, the reporting entity is certifying the following elements of each self-designated 5GI security:

- a. Documentation necessary to permit a full credit analysis of the security does not exist or an NAIC CRP credit rating for an FE or PL security is not available.
- b. Issuer or obligor is current on all contracted interest and principal payments.
- c. The insurer has an actual expectation of ultimate payment of all contracted interest and principal.

Has the reporting entity self-designated 5GI securities? Yes [] No [X]

35. By self-designating PLGI securities, the reporting entity is certifying the following elements of each self-designated PLGI security:

- a. The security was purchased prior to January 1, 2018.
- b. The reporting entity is holding capital commensurate with the NAIC Designation reported for the security.
- c. The NAIC Designation was derived from the credit rating assigned by an NAIC CRP in its legal capacity as a NRSRO which is shown on a current private letter rating held by the insurer and available for examination by state insurance regulators.
- d. The reporting entity is not permitted to share this credit rating of the PL security with the SVO.

Has the reporting entity self-designated PLGI securities? Yes [] No [X]

36. By assigning FE to a Schedule BA non-registered private fund, the reporting entity is certifying the following elements of each self-designated FE fund:

- a. The shares were purchased prior to January 1, 2019.
- b. The reporting entity is holding capital commensurate with the NAIC Designation reported for the security.
- c. The security had a public credit rating(s) with annual surveillance assigned by an NAIC CRP in its legal capacity as an NRSRO prior to January 1, 2019.
- d. The fund only or predominantly holds bonds in its portfolio.
- e. The current reported NAIC Designation was derived from the public credit rating(s) with annual surveillance assigned by an NAIC CRP in its legal capacity as an NRSRO.
- f. The public credit rating(s) with annual surveillance assigned by an NAIC CRP has not lapsed.

Has the reporting entity assigned FE to Schedule BA non-registered private funds that complied with the above criteria? Yes [] No [X]

37. By rolling/renewing short-term or cash equivalent investments with continued reporting on Schedule DA, Part 1 or Schedule E Part 2 (identified through a code (%) in those investment schedules), the reporting entity is certifying to the following:

- a. The investment is a liquid asset that can be terminated by the reporting entity on the current maturity date.
- b. If the investment is with a nonrelated party or nonaffiliate, then it reflects an arms-length transaction with renewal completed at the discretion of all involved parties.
- c. If the investment is with a related party or affiliate, then the reporting entity has completed robust re-underwriting of the transaction for which documentation is available for regulator review.
- d. Short-term and cash equivalent investments that have been renewed/rolled from the prior period that do not meet the criteria in 37.a - 37.c are reported as long-term investments.

Has the reporting entity rolled/renewed short-term or cash equivalent investments in accordance with these criteria? Yes [] No [] N/A [X]

GENERAL INTERROGATORIES

38.1 Does the reporting entity directly hold cryptocurrencies? Yes [] No []

38.2 If the response to 38.1 is yes, on what schedule are they reported?
.....

39.1 Does the reporting entity directly or indirectly accept cryptocurrencies as payments for premiums on policies? Yes [] No [X]

39.2 If the response to 39.1 is yes, are the cryptocurrencies held directly or are they immediately converted to U.S. dollars?
39.21 Held directly Yes [] No [X]
39.22 Immediately converted to U.S. dollars Yes [] No [X]

39.3 If the response to 38.1 or 39.1 is yes, list all cryptocurrencies accepted for payments of premiums or that are held directly.

1	2	3
Name of Cryptocurrency	Immediately Converted to USD, Directly Held, or Both	Accepted for Payment of Premiums

OTHER

40.1 Amount of payments to trade associations, service organizations and statistical or rating bureaus, if any? \$ 188,979

40.2 List the name of the organization and the amount paid if any such payment represented 25% or more of the total payments to trade associations, service organizations and statistical or rating bureaus during the period covered by this statement.

1	2
Name	Amount Paid
Society of Actuaries	88,500
AMERICAN COUNCIL OF LIFE INSURERS	61,570
AM Best Rating Services Inc.	17,810

41.1 Amount of payments for legal expenses, if any? \$ 7,767,737

41.2 List the name of the firm and the amount paid if any such payment represented 25% or more of the total payments for legal expenses during the period covered by this statement.

1	2
Name	Amount Paid
Troutman Pepper Hamilton Sanders LLP	6,441,482
Locke Lord LLP	432,308

42.1 Amount of payments for expenditures in connection with matters before legislative bodies, officers or departments of government, if any? \$

42.2 List the name of the firm and the amount paid if any such payment represented 25% or more of the total payment expenditures in connection with matters before legislative bodies, officers, or departments of government during the period covered by this statement.

1	2
Name	Amount Paid

GENERAL INTERROGATORIES

PART 2 - LIFE, ACCIDENT AND HEALTH COMPANIES/FRATERNAL BENEFIT SOCIETIES INTERROGATORIES

Life, Accident and Health Companies/Fraternal Benefit Societies:

- 1.1 Does the reporting entity have any direct Medicare Supplement Insurance in force? Yes [] No [X]
- 1.2 If yes, indicate premium earned on U.S. business only\$
- 1.3 What portion of Item (1.2) is not reported on the Medicare Supplement Insurance Experience Exhibit?\$
- 1.31 Reason for excluding:
.....
- 1.4 Indicate amount of earned premium attributable to Canadian and/or Other Alien not included in Item (1.2) above.\$
- 1.5 Indicate total incurred claims on all Medicare Supplement insurance.\$
- 1.6 Individual policies:
- Most current three years:
- 1.61 Total premium earned\$
- 1.62 Total incurred claims\$
- 1.63 Number of covered lives
- All years prior to most current three years
- 1.64 Total premium earned\$
- 1.65 Total incurred claims\$
- 1.66 Number of covered lives
- 1.7 Group policies:
- Most current three years:
- 1.71 Total premium earned\$
- 1.72 Total incurred claims\$
- 1.73 Number of covered lives
- All years prior to most current three years
- 1.74 Total premium earned\$
- 1.75 Total incurred claims\$
- 1.76 Number of covered lives

2. Health Test:

	1	2
	Current Year	Prior Year
2.1 Premium Numerator		278,238,031
2.2 Premium Denominator	1,438,330,458	1,485,644,638
2.3 Premium Ratio (2.1/2.2)	0.000	0.187
2.4 Reserve Numerator		272,249,946
2.5 Reserve Denominator	2,561,614,420	2,542,058,271
2.6 Reserve Ratio (2.4/2.5)	0.000	0.107

- 3.1 Does this reporting entity have Separate Accounts? Yes [] No [X]
- 3.2 If yes, has a Separate Accounts Statement been filed with this Department? Yes [] No [] N/A []
- 3.3 What portion of capital and surplus funds of the reporting entity covered by assets in the Separate Accounts statement, is not currently distributable from the Separate Accounts to the general account for use by the general account?\$
- 3.4 State the authority under which Separate Accounts are maintained:
.....
- 3.5 Was any of the reporting entity's Separate Accounts business reinsured as of December 31? Yes [] No []
- 3.6 Has the reporting entity assumed by reinsurance any Separate Accounts business as of December 31? Yes [] No []
- 3.7 If the reporting entity has assumed Separate Accounts business, how much, if any, reinsurance assumed receivable for reinsurance of Separate Accounts reserve expense allowances is included as a negative amount in the liability for "Transfers to Separate Accounts due or accrued (net)"?\$
4. For reporting entities having sold annuities to another insurer where the insurer purchasing the annuities has obtained a release of liability from the claimant (payee) as the result of the purchase of an annuity from the reporting entity only:
- 4.1 Amount of loss reserves established by these annuities during the current year:\$
- 4.2 List the name and location of the insurance company purchasing the annuities and the statement value on the purchase date of the annuities.

1	2
P&C Insurance Company And Location	Statement Value on Purchase Date of Annuities (i.e., Present Value)

GENERAL INTERROGATORIES

PART 2 - LIFE, ACCIDENT AND HEALTH COMPANIES/FRATERNAL BENEFIT SOCIETIES INTERROGATORIES

- 5.1 Do you act as a custodian for health savings accounts? Yes [] No [X]
- 5.2 If yes, please provide the amount of custodial funds held as of the reporting date. \$
- 5.3 Do you act as an administrator for health savings accounts? Yes [] No [X]
- 5.4 If yes, please provide the balance of funds administered as of the reporting date. \$
- 6.1 Are any of the captive affiliates reported on Schedule S, Part 3, authorized reinsurers? Yes [] No [] N/A [X]
- 6.2 If the answer to 6.1 is yes, please provide the following:

1 Company Name	2 NAIC Company Code	3 Domiciliary Jurisdiction	4 Reserve Credit	Assets Supporting Reserve Credit		
				5 Letters of Credit	6 Trust Agreements	7 Other
.....

7. Provide the following for individual ordinary life insurance* policies (U.S. business only) for the current year (prior to reinsurance assumed or ceded):
- 7.1 Direct Premium Written \$
- 7.2 Total Incurred Claims \$
- 7.3 Number of Covered Lives

*Ordinary Life Insurance Includes
Term (whether full underwriting, limited underwriting, jet issue, "short form app")
Whole Life (whether full underwriting, limited underwriting, jet issue, "short form app")
Variable Life (with or without secondary gurarantee)
Universal Life (with or without secondary gurarantee)
Variable Universal Life (with or without secondary gurarantee)

8. Is the reporting entity licensed or chartered, registered, qualified, eligible or writing business in at least two states? Yes [X] No []
- 8.1 If no, does the reporting entity assume reinsurance business that covers risks residing in at least one state other than the state of domicile of the reporting entity? Yes [] No []

Life, Accident and Health Companies Only:

- 9.1 Are personnel or facilities of this reporting entity used by another entity or entities or are personnel or facilities of another entity or entities used by this reporting entity (except for activities such as administration of jointly underwritten group contracts and joint mortality or morbidity studies)? Yes [X] No []
- 9.2 Net reimbursement of such expenses between reporting entities:
- 9.21 Paid \$ 18,750,499
- 9.22 Received \$ 70,000
- 10.1 Does the reporting entity write any guaranteed interest contracts? Yes [] No [X]
- 10.2 If yes, what amount pertaining to these lines is included in:
- 10.21 Page 3, Line 1 \$
- 10.22 Page 4, Line 1 \$
11. For stock reporting entities only:
- 11.1 Total amount paid in by stockholders as surplus funds since organization of the reporting entity: \$ 1,086,429,507
12. Total dividends paid stockholders since organization of the reporting entity:
- 12.11 Cash \$ 648,492,258
- 12.12 Stock \$
- 13.1 Does the reporting entity reinsure any Workers' Compensation Carve-Out business defined as: Yes [X] No []
 Reinsurance (including retrocessional reinsurance) assumed by life and health insurers of medical, wage loss and death benefits of the occupational illness and accident exposures, but not the employers liability exposures, of business originally written as workers' compensation insurance.
- 13.2 If yes, has the reporting entity completed the Workers' Compensation Carve-Out Supplement to the Annual Statement? Yes [X] No []
- 13.3 If 13.1 is yes, the amounts of earned premiums and claims incurred in this statement are:

	1 Reinsurance Assumed	2 Reinsurance Ceded	3 Net Retained
13.31 Earned premium
13.32 Paid claims757,000757,000
13.33 Claim liability and reserve (beginning of year)49,111,0002,731,00046,380,000
13.34 Claim liability and reserve (end of year)47,308,0003,731,00043,577,000
13.35 Incurred claims(1,046,000)1,000,000(2,046,000)

GENERAL INTERROGATORIES

PART 2 - LIFE, ACCIDENT AND HEALTH COMPANIES/FRATERNAL BENEFIT SOCIETIES INTERROGATORIES

13.4 If reinsurance assumed included amounts with attachment points below \$1,000,000, the distribution of the amounts reported in Lines 13.31 and 13.34 for Column (1) are:

	Attachment Point	1 Earned Premium	2 Claim Liability and Reserve
13.41	<\$25,000	35,347,000
13.42	\$25,000 - 99,999	
13.43	\$100,000 - 249,999	7,785,000
13.44	\$250,000 - 999,999	3,836,000
13.45	\$1,000,000 or more	

13.5 What portion of earned premium reported in 13.31, Column 1 was assumed from pools? \$

Fraternal Benefit Societies Only:

- 14. Is the reporting entity organized and conducted on the lodge system, with ritualistic form of work and representative form of government? Yes [] No [X]
- 15. How often are meetings of the subordinate branches required to be held?
.....
- 16. How are the subordinate branches represented in the supreme or governing body?
.....
- 17. What is the basis of representation in the governing body?
.....
- 18.1 How often are regular meetings of the governing body held?
.....
- 18.2 When was the last regular meeting of the governing body held?
- 18.3 When and where will the next regular or special meeting of the governing body be held?
.....
- 18.4 How many members of the governing body attended the last regular meeting?
- 18.5 How many of the same were delegates of the subordinate branches?
- 19. How are the expenses of the governing body defrayed?
.....
- 20. When and by whom are the officers and directors elected?
.....
- 21. What are the qualifications for membership?
.....
- 22. What are the limiting ages for admission?
.....
- 23. What is the minimum and maximum insurance that may be issued on any one life?
.....
- 24. Is a medical examination required before issuing a benefit certificate to applicants? Yes [] No [X]
- 25. Are applicants admitted to membership without filing an application with and becoming a member of a local branch by ballot and initiation? Yes [] No [X]
- 26.1 Are notices of the payments required sent to the members? Yes [] No [] N/A [X]
- 26.2 If yes, do the notices state the purpose for which the money is to be used? Yes [] No [X]
- 27. What proportion of first and subsequent year's payments may be used for management expenses?
27.11 First Year %
27.12 Subsequent Years %
- 28.1 Is any part of the mortuary, disability, emergency or reserve fund, or the accretions from or payments for the same, used for expenses? Yes [] No [X]
- 28.2 If so, what amount and for what purpose? \$
- 29.1 Does the reporting entity pay an old age disability benefit? Yes [] No [X]
- 29.2 If yes, at what age does the benefit commence?
- 30.1 Has the constitution or have the laws of the reporting entity been amended during the year? Yes [] No [X]
- 30.2 If yes, when?
.....
- 31. Have you filed with this Department all forms of benefit certificates issued, a copy of the constitution and all of the laws, rules and regulations in force at the present time? Yes [] No [X]
- 32.1 State whether all or a portion of the regular insurance contributions were waived during the current year under premium-paying certificates on account of meeting attained age or membership requirements? Yes [] No [X]
- 32.2 If so, was an additional reserve included in Exhibit 5? Yes [] No [X] N/A []
- 32.3 If yes, explain
.....
- 33.1 Has the reporting entity reinsured, amalgamated with, or absorbed any company, order, society, or association during the year? Yes [] No [X]
- 33.2 If yes, was there any contract agreement, or understanding, written or oral, expressed or implied, by means of which any officer, director, trustee, or any other person, or firm, corporation, society or association, received or is to receive any fee, commission, emolument, or compensation of any nature whatsoever in connection with, on an account of such reinsurance, amalgamation, absorption, or transfer of membership or funds? Yes [] No [] N/A []
- 34. Has any present or former officer, director, trustee, incorporator, or any other persons, or any firm, corporation, society or association, any claims of any nature whatsoever against this reporting entity, which is not included in the liabilities on Page 3 of this statement? Yes [] No [X]
- 35.1 Does the reporting entity have outstanding assessments in the form of liens against policy benefits that have increased surplus? Yes [] No [X]
- 35.2 If yes, what is the date of the original lien and the total outstanding balance of liens that remain in surplus?

Date	Outstanding Lien Amount
.....

ANNUAL STATEMENT FOR THE YEAR 2022 OF THE General Re Life Corporation

FIVE-YEAR HISTORICAL DATA

Show amounts in whole dollars only, no cents; show percentages to one decimal place, i.e. 17.6.
\$000 omitted for amounts of life insurance

	1 2022	2 2021	3 2020	4 2019	5 2018
Life Insurance in Force (Exhibit of Life Insurance)					
1. Ordinary - whole life and endowment (Line 34, Col. 4)	248,178	251,266	153,328	156,649	161,314
2. Ordinary - term (Line 21, Col. 4, less Line 34, Col. 4)	326,718,042	276,320,194	221,753,683	175,816,010	175,368,844
3. Credit life (Line 21, Col. 6)	12,675,124	11,724,304	7,563,111	603,624	8,918
4. Group, excluding FEGLI/SGLI (Line 21, Col. 9 less Lines 43 & 44, Col. 4)	29,704,565	38,229,728	28,173,929	16,827,213	12,405,924
5. Industrial (Line 21, Col. 2)					
6. FEGLI/SGLI (Lines 43 & 44, Col. 4)					
7. Total (Line 21, Col. 10)	369,345,909	326,525,492	257,644,051	193,403,496	187,945,000
7.1 Total in force for which VM-20 deterministic/stochastic reserves are calculated	161,058,945	104,811,797	55,907,518		
New Business Issued (Exhibit of Life Insurance)					
8. Ordinary - whole life and endowment (Line 34, Col. 2)					
9. Ordinary - term (Line 2, Col. 4, less Line 34, Col. 2)					
10. Credit life (Line 2, Col. 6)					
11. Group (Line 2, Col. 9)					
12. Industrial (Line 2, Col. 2)					
13. Total (Line 2, Col. 10)					
Premium Income - Lines of Business (Exhibit 1 - Part 1)					
14. Industrial life (Line 20.4, Col. 2)					
15.1 Ordinary-life insurance (Line 20.4, Col. 3)	940,548,509	933,718,193	841,795,943	818,728,631	858,981,205
15.2 Ordinary-individual annuities (Line 20.4, Col. 4)	13,265	12,040	43,229	12,056	10,362
16. Credit life (group and individual) (Line 20.4, Col. 5)	8,920,168	7,992,008	4,866,700	2,454,468	(3,425)
17.1 Group life insurance (Line 20.4, Col. 6)	84,281,361	97,717,725	46,162,686	48,456,796	31,847,309
17.2 Group annuities (Line 20.4, Col. 7)					
18.1 A & H-group (Line 20.4, Col. 8)	13,668,934	9,843,509	7,255,791	7,745,676	8,786,084
18.2 A & H-credit (group and individual) (Line 20.4, Col. 9)			54	(487)	(2,444)
18.3 A & H-other (Line 20.4, Col. 10)	390,898,221	436,361,163	434,934,935	429,555,671	436,237,711
19. Aggregate of all other lines of business (Line 20.4, Col. 11)					
20. Total	1,438,330,458	1,485,644,638	1,335,059,338	1,306,952,811	1,335,856,802
Balance Sheet (Pages 2 & 3)					
21. Total admitted assets excluding Separate Accounts business (Page 2, Line 26, Col. 3)	5,189,222,614	5,020,166,571	4,851,659,714	4,593,286,752	4,071,366,517
22. Total liabilities excluding Separate Accounts business (Page 3, Line 26)	4,193,607,199	4,142,070,484	3,896,464,767	3,790,768,065	3,222,636,336
23. Aggregate life reserves (Page 3, Line 1)	1,579,267,939	1,536,740,698	1,559,235,178	1,566,112,564	1,271,905,225
23.1 Excess VM-20 deterministic/stochastic reserve over NPR related to Line 7.1	42,877,850	242,288	7,113,443		
24. Aggregate A & H reserves (Page 3, Line 2)	540,860,397	549,796,507	500,947,728	406,900,486	337,784,982
25. Deposit-type contract funds (Page 3, Line 3)	871,071	905,838	984,358	1,034,161	1,099,899
26. Asset valuation reserve (Page 3, Line 24.01)	3,347,695	23,068,763	12,209,734	133,873,920	40,786,495
27. Capital (Page 3, Lines 29 and 30)	108,750,000	108,750,000	108,750,000	108,750,000	108,750,000
28. Surplus (Page 3, Line 37)	886,865,415	769,346,087	846,444,947	693,768,687	739,980,181
Cash Flow (Page 5)					
29. Net Cash from Operations (Line 11)	201,614,563	50,029,824	(13,587,968)	178,216,178	549,022,920
Risk-Based Capital Analysis					
30. Total adjusted capital	998,963,110	901,164,850	967,404,681	936,392,611	889,516,676
31. Authorized control level risk - based capital	153,355,811	161,468,040	139,852,334	180,571,714	163,963,612
Percentage Distribution of Cash, Cash Equivalents and Invested Assets (Page 2, Col. 3) (Line No. /Page 2, Line 12, Col. 3) x 100.0					
32. Bonds (Line 1)	11.0	2.5	1.2	1.2	9.8
33. Stocks (Lines 2.1 and 2.2)	0.4	5.9	5.1	20.2	16.2
34. Mortgage loans on real estate(Lines 3.1 and 3.2)					
35. Real estate (Lines 4.1, 4.2 and 4.3)					
36. Cash, cash equivalents and short-term investments (Line 5)	72.2	74.4	76.1	65.5	59.5
37. Contract loans (Line 6)	0.0	0.0	0.0	0.0	0.0
38. Derivatives (Page 2, Line 7)					
39. Other invested assets (Line 8)	16.4	17.2	17.6	13.0	14.5
40. Receivables for securities (Line 9)					0.0
41. Securities lending reinvested collateral assets (Line 10)					
42. Aggregate write-ins for invested assets (Line 11)					
43. Cash, cash equivalents and invested assets (Line 12)	100.0	100.0	100.0	100.0	100.0

ANNUAL STATEMENT FOR THE YEAR 2022 OF THE General Re Life Corporation

FIVE-YEAR HISTORICAL DATA

(Continued)

	1 2022	2 2021	3 2020	4 2019	5 2018
Investments in Parent, Subsidiaries and Affiliates					
44. Affiliated bonds (Schedule D Summary, Line 12, Col. 1)					
45. Affiliated preferred stocks (Schedule D Summary, Line 18, Col. 1)					
46. Affiliated common stocks (Schedule D Summary Line 24, Col. 1),	18,880,908	18,827,913	14,570,878	14,794,556	182,740,285
47. Affiliated short-term investments (subtotal included in Schedule DA Verification, Col. 5, Line 10)					
48. Affiliated mortgage loans on real estate					
49. All other affiliated	739,312,732	747,287,776	755,302,124	551,866,233	552,800,167
50. Total of above Lines 44 to 49	758,193,640	766,115,689	769,873,002	566,660,789	735,540,452
51. Total Investment in Parent included in Lines 44 to 49 above.....	500,000,000	500,000,000	500,000,000	500,000,000	500,000,000
Total Nonadmitted and Admitted Assets					
52. Total nonadmitted assets (Page 2, Line 28, Col. 2)	10,009,764	17,354,813	7,811,364	33,430,762	7,175,371
53. Total admitted assets (Page 2, Line 28, Col. 3)	5,189,222,614	5,020,166,571	4,851,659,714	4,593,286,752	4,071,366,517
Investment Data					
54. Net investment income (Exhibit of Net Investment Income)	102,943,401	64,302,635	86,365,721	126,208,402	130,514,698
55. Realized capital gains (losses) (Page 4, Line 34, Column 1)	3,441,624		320,912,805	41,548,329	1,020,417
56. Unrealized capital gains (losses) (Page 4, Line 38, Column 1)	(13,427,683)	29,153,979	(217,071,312)	134,364,150	(67,518,412)
57. Total of above Lines 54, 55 and 56	92,957,342	93,456,614	190,207,214	302,120,881	64,016,703
Benefits and Reserve Increases (Page 6)					
58. Total contract/certificate benefits - life (Lines 10, 11, 12, 13, 14 and 15, Col. 1 minus Lines 10, 11, 12, 13, 14 and 15, Cols. 6, 7 and 8)	851,896,462	1,130,834,656	886,628,126	756,187,960	697,682,816
59. Total contract/certificate benefits - A & H (Lines 13 & 14, Col. 6)	269,582,497	262,494,038	291,375,350	250,462,319	256,897,663
60. Increase in life reserves - other than group and annuities (Line 19, Col. 2)	40,101,302	4,796,125	(2,230,579)	(4,147,064)	(32,718,759)
61. Increase in A & H reserves (Line 19, Col. 6)	6,525,122	63,533,488	68,779,334	72,236,617	59,715,991
62. Dividends to policyholders and refunds to members (Line 30, Col. 1)					
Operating Percentages					
63. Insurance expense percent (Page 6, Col. 1, Lines 21, 22 & 23, less Line 6)/(Page 6, Col. 1, Line 1 plus Exhibit 7, Col. 2, Line 2) x 100.0	12.0	11.8	12.2	13.0	12.7
64. Lapse percent (ordinary only) [(Exhibit of Life Insurance, Col. 4, Lines 14 & 15) / 1/2 (Exhibit of Life Insurance, Col. 4, Lines 1 & 21)] x 100.0	6.3	6.4	6.4	8.8	10.2
65. A & H loss percent (Schedule H, Part 1, Lines 5 and 6, Col. 2)	64.7	69.7	87.2	72.9	70.0
66. A & H cost containment percent (Schedule H, Pt. 1, Line 4, Col. 2)					
67. A & H expense percent excluding cost containment expenses (Schedule H, Pt. 1, Line 10, Col. 2)	20.1	21.4	22.5	23.8	23.6
A & H Claim Reserve Adequacy					
68. Incurred losses on prior years' claims - comprehensive group health (Sch. H, Part 3, Line 3.1 Col. 3)		XXX	XXX	XXX	XXX
69. Prior years' claim liability and reserve - comprehensive group health (Sch. H, Part 3, Line 3.2 Col. 3)		XXX	XXX	XXX	XXX
70. Incurred losses on prior years' claims-health other than comprehensive group health (Sch. H, Part 3, Line 3.1 Col. 1 less Col. 3)	497,526,709	XXX	XXX	XXX	XXX
71. Prior years' claim liability and reserve-health other than comprehensive group health (Sch. H, Part 3, Line 3.2 Col. 1 less Col. 3)	552,628,308	XXX	XXX	XXX	XXX
Net Gains From Operations After Dividends to Policyholders/Members' Refunds and Federal Income Taxes by Lines of Business (Page 6.x, Line 33)					
72. Industrial life (Page 6.1, Col. 2)					
73. Ordinary - life (Page 6.1, Col. 1 less Cols. 2, 10 and 12)	51,918,242	46,052,043	35,152,976	54,496,950	173,027,407
74. Ordinary - individual annuities (Page 6, Col. 4)	11,750	(3,402)	5,199	43,582	(25,928)
75. Ordinary-supplementary contracts	XXX	XXX	XXX	XXX	(9,518)
76. Credit life (Page 6.1, Col. 10 plus Page 6.2, Col. 7)	(13,957,410)	(10,900,816)	(708,440)	276,773	330,471
77. Group life (Page 6.2, Col. 1 Less Cols. 7 and 9)	25,452,840	(67,611,172)	780,971	2,193,076	3,277,195
78. Group annuities (Page 6, Col. 5)					
79. A & H-group (Page 6.5, Col. 3)					17,484,326
80. A & H-credit (Page 6.5, Col. 10)		242,637	300	7	(248,756)
81. A & H-other (Page 6.5, Col. 1 less Cols. 3 and 10)	13,018,888	(9,433,537)	(33,143,421)	3,372,368	17,910,519
82. Aggregate of all other lines of business (Page 6, Col. 8)					
83. Fraternal (Page 6, Col. 7)					
84. Total (Page 6, Col. 1)	92,938,453	(89,612,847)	1,790,532	170,388,392	211,745,716

NOTE: If a party to a merger, have the two most recent years of this exhibit been restated due to a merger in compliance with the disclosure requirements of SSAP No. 3, Accounting Changes and Correction of Errors? Yes [] No []
 If no, please explain:



ANNUAL STATEMENT FOR THE YEAR 2022 OF THE General Re Life Corporation

DIRECT BUSINESS IN THE STATE OF Alabama

DURING THE YEAR 2022

NAIC Group Code 0031

LIFE INSURANCE

NAIC Company Code 86258

Table with 5 columns: Ordinary, Credit Life (Group and Individual), Group, Industrial, Total. Rows include Direct Premiums and Annuity Considerations, Direct Dividends to Policyholders/Refunds to Members, Direct Claims and Benefits Paid, and Details of Write-Ins.

NONE

Table with 10 columns: Ordinary (No. of Pols. & Certifs., Amount), Credit Life (No. of Ind. Pols. & Gr. Certifs., Amount), Group (No. of Certifs., Amount), Industrial (No. of Pols. & Certifs., Amount), Total (No. of Pols. & Certifs., Amount). Rows include Direct Death Benefits and Matured Endowments Incurred and Policy Exhibit.

NONE

(a) Includes Individual Credit Life Insurance prior year \$, current year \$ Includes Group Credit Life Insurance Loans less than or equal to 60 months at issue, prior year \$, current year \$ Loans greater than 60 months at issue BUT NOT GREATER THAN 120 MONTHS, prior year \$, current year \$

ACCIDENT AND HEALTH INSURANCE

Table with 5 columns: Direct Premiums, Direct Premiums Earned, Policyholder Dividends Paid, Refunds to Members or Credited on Direct Business, Direct Losses Paid, Direct Losses Incurred. Rows include Group Policies (b) and various sub-categories.

NONE

(b) For health business on indicated lines report: Number of persons insured under PPO managed care products and number of persons insured under indemnity only products



ANNUAL STATEMENT FOR THE YEAR 2022 OF THE General Re Life Corporation

DIRECT BUSINESS IN THE STATE OF Alaska

DURING THE YEAR 2022

NAIC Group Code 0031

LIFE INSURANCE

NAIC Company Code 86258

Table with 5 columns: DIRECT PREMIUMS AND ANNUITY CONSIDERATIONS, 1 Ordinary, 2 Credit Life (Group and Individual), 3 Group, 4 Industrial, 5 Total. Rows include Life insurance, Annuity considerations, and Grand Totals.

NONE

Table with 10 columns: DIRECT DEATH BENEFITS AND MATURED ENDOWMENTS INCURRED, Ordinary (1, 2), Credit Life (3, 4), Group (5, 6), Industrial (7, 8), Total (9, 10). Rows include Unpaid December 31, prior year, Incurred during current year, and Policy Exhibit.

NONE

(a) Includes Individual Credit Life Insurance prior year \$, current year \$ Includes Group Credit Life Insurance Loans less than or equal to 60 months at issue, prior year \$, current year \$ Loans greater than 60 months at issue BUT NOT GREATER THAN 120 MONTHS, prior year \$, current year \$

ACCIDENT AND HEALTH INSURANCE

Table with 5 columns: 1 Direct Premiums, 2 Direct Premiums Earned, 3 Policyholder Dividends Paid, Refunds to Members or Credited on Direct Business, 4 Direct Losses Paid, 5 Direct Losses Incurred. Rows include Group Policies, Federal Employees Health Benefits Plan, Medicare Title XVIII, and Totals.

NONE

(b) For health business on indicated lines report: Number of persons insured under PPO managed care products and number of persons insured under indemnity only products



ANNUAL STATEMENT FOR THE YEAR 2022 OF THE General Re Life Corporation

DIRECT BUSINESS IN THE STATE OF Arizona

DURING THE YEAR 2022

NAIC Group Code 0031

LIFE INSURANCE

NAIC Company Code 86258

Table with 5 columns: Ordinary, Credit Life (Group and Individual), Group, Industrial, Total. Rows include Direct Premiums and Annuity Considerations, Direct Dividends to Policyholders/Refunds to Members, and Direct Claims and Benefits Paid.

NONE

Table with 10 columns: Ordinary (No. of Pols. & Certifs., Amount), Credit Life (No. of Ind. Pols. & Gr. Certifs., Amount), Group (No. of Certifs., Amount), Industrial (No. of Pols. & Certifs., Amount), Total (No. of Pols. & Certifs., Amount). Rows include Direct Death Benefits and Matured Endowments Incurred and Policy Exhibit.

NONE

(a) Includes Individual Credit Life Insurance prior year \$, current year \$ Includes Group Credit Life Insurance Loans less than or equal to 60 months at issue, prior year \$, current year \$ Loans greater than 60 months at issue BUT NOT GREATER THAN 120 MONTHS, prior year \$, current year \$

ACCIDENT AND HEALTH INSURANCE

Table with 5 columns: Direct Premiums, Direct Premiums Earned, Policyholder Dividends Paid, Refunds to Members or Credited on Direct Business, Direct Losses Paid, Direct Losses Incurred. Rows include Group Policies (b) and various policy types.

NONE

(b) For health business on indicated lines report: Number of persons insured under PPO managed care products and number of persons insured under indemnity only products



ANNUAL STATEMENT FOR THE YEAR 2022 OF THE General Re Life Corporation

DIRECT BUSINESS IN THE STATE OF Arkansas

DURING THE YEAR 2022

NAIC Group Code 0031

LIFE INSURANCE

NAIC Company Code 86258

Table with 5 columns: 1 Ordinary, 2 Credit Life (Group and Individual), 3 Group, 4 Industrial, 5 Total. Rows include: DIRECT PREMIUMS AND ANNUITY CONSIDERATIONS, DIRECT DIVIDENDS TO POLICYHOLDERS/REFUNDS TO MEMBERS, DIRECT CLAIMS AND BENEFITS PAID, DETAILS OF WRITE-INS. Large 'NONE' watermark is present.

Table with 10 columns: 1 No. of Pols. & Certifs., 2 Amount, 3 No. of Ind. Pols. & Gr. Certifs., 4 Amount, 5 No. of Certifs., 6 Amount, 7 No. of Pols. & Certifs., 8 Amount, 9 No. of Pols. & Certifs., 10 Amount. Rows include: DIRECT DEATH BENEFITS AND MATURED ENDOWMENTS INCURRED, POLICY EXHIBIT. Large 'NONE' watermark is present.

(a) Includes Individual Credit Life Insurance prior year \$, current year \$
Includes Group Credit Life Insurance Loans less than or equal to 60 months at issue, prior year \$, current year \$
Loans greater than 60 months at issue BUT NOT GREATER THAN 120 MONTHS, prior year \$, current year \$

ACCIDENT AND HEALTH INSURANCE

Table with 5 columns: 1 Direct Premiums, 2 Direct Premiums Earned, 3 Policyholder Dividends Paid, Refunds to Members or Credited on Direct Business, 4 Direct Losses Paid, 5 Direct Losses Incurred. Rows include: 24 Group Policies (b), 24.1 Federal Employees Health Benefits Plan premium (b), 24.2 Credit (Group and Individual), 24.3 Collectively renewable policies/certificates (b), 24.4 Medicare Title XVIII exempt from state taxes or fees, 24.5 Other Individual Policies: 25.1 Non-cancelable (b), 25.2 Guaranteed renewable (b), 25.3 Non-renewable for stated reasons only (b), 25.4 Other accident only, 25.5 All other (b), 25.6 Totals (sum of Lines 25.1 to 25.5), 26 Totals (Lines 24 + 24.1 + 24.2 + 24.3 + 24.4 + 25.6). Large 'NONE' watermark is present.

(b) For health business on indicated lines report: Number of persons insured under PPO managed care products and number of persons insured under indemnity only products



ANNUAL STATEMENT FOR THE YEAR 2022 OF THE General Re Life Corporation

DIRECT BUSINESS IN THE STATE OF California

DURING THE YEAR 2022

NAIC Group Code 0031

LIFE INSURANCE

NAIC Company Code 86258

Table with 5 columns: DIRECT PREMIUMS AND ANNUITY CONSIDERATIONS, 1 Ordinary, 2 Credit Life (Group and Individual), 3 Group, 4 Industrial, 5 Total. Rows include Life insurance, Annuity considerations, and various benefit categories.

NONE

Table with 10 columns: DIRECT DEATH BENEFITS AND MATURED ENDOWMENTS INCURRED, Ordinary (1, 2), Credit Life (3, 4), Group (5, 6), Industrial (7, 8), Total (9, 10). Rows include Unpaid December 31, Incurred during current year, and Policy Exhibit.

NONE

(a) Includes Individual Credit Life Insurance prior year \$..., current year \$... Includes Group Credit Life Insurance Loans less than or equal to 60 months at issue, prior year \$..., current year \$...

ACCIDENT AND HEALTH INSURANCE

Table with 5 columns: 1 Direct Premiums, 2 Direct Premiums Earned, 3 Policyholder Dividends Paid, Refunds to Members or Credited on Direct Business, 4 Direct Losses Paid, 5 Direct Losses Incurred. Rows include Group Policies, Federal Employees Health Benefits Plan, Medicare Title XVIII, and various accident types.

NONE

(b) For health business on indicated lines report: Number of persons insured under PPO managed care products ... and number of persons insured under indemnity only products ...



ANNUAL STATEMENT FOR THE YEAR 2022 OF THE General Re Life Corporation

DIRECT BUSINESS IN THE STATE OF Colorado
NAIC Group Code 0031

DURING THE YEAR 2022
NAIC Company Code 86258

LIFE INSURANCE

Table with 5 columns: 1 Ordinary, 2 Credit Life (Group and Individual), 3 Group, 4 Industrial, 5 Total. Rows include Direct Premiums and Annuity Considerations, Direct Dividends to Policyholders/Refunds to Members, Direct Claims and Benefits Paid, and Details of Write-Ins.

NONE

Table with 10 columns: 1-2 Ordinary (No. of Pols. & Certifs., Amount), 3-4 Credit Life (No. of Ind. Pols. & Gr. Certifs., Amount), 5-6 Group (No. of Certifs., Amount), 7-8 Industrial (No. of Pols. & Certifs., Amount), 9-10 Total (No. of Pols. & Certifs., Amount). Rows include Direct Death Benefits and Matured Endowments Incurred and Policy Exhibit.

NONE

(a) Includes Individual Credit Life Insurance prior year \$, current year \$
Includes Group Credit Life Insurance Loans less than or equal to 60 months at issue, prior year \$, current year \$
Loans greater than 60 months at issue BUT NOT GREATER THAN 120 MONTHS, prior year \$, current year \$

ACCIDENT AND HEALTH INSURANCE

Table with 5 columns: 1 Direct Premiums, 2 Direct Premiums Earned, 3 Policyholder Dividends Paid, Refunds to Members or Credited on Direct Business, 4 Direct Losses Paid, 5 Direct Losses Incurred. Rows include Group Policies (b) and various sub-categories.

NONE

(b) For health business on indicated lines report: Number of persons insured under PPO managed care products and number of persons insured under indemnity only products



ANNUAL STATEMENT FOR THE YEAR 2022 OF THE General Re Life Corporation

DIRECT BUSINESS IN THE STATE OF Connecticut

DURING THE YEAR 2022

NAIC Group Code 0031

LIFE INSURANCE

NAIC Company Code 86258

Table with 5 columns: Ordinary, Credit Life (Group and Individual), Group, Industrial, Total. Rows include Direct Premiums and Annuity Considerations, Direct Dividends to Policyholders/Refunds to Members, Direct Claims and Benefits Paid, and Details of Write-ins.

NONE

Table with 10 columns: Ordinary (No. of Pols. & Certifs., Amount), Credit Life (No. of Ind. Pols. & Gr. Certifs., Amount), Group (No. of Certifs., Amount), Industrial (No. of Pols. & Certifs., Amount), Total (No. of Pols. & Certifs., Amount). Rows include Direct Death Benefits and Matured Endowments Incurred and Policy Exhibit.

NONE

(a) Includes Individual Credit Life Insurance prior year \$, current year \$ Includes Group Credit Life Insurance Loans less than or equal to 60 months at issue, prior year \$, current year \$ Loans greater than 60 months at issue BUT NOT GREATER THAN 120 MONTHS, prior year \$, current year \$

ACCIDENT AND HEALTH INSURANCE

Table with 5 columns: Direct Premiums, Direct Premiums Earned, Policyholder Dividends Paid, Refunds to Members or Credited on Direct Business, Direct Losses Paid, Direct Losses Incurred. Rows include Group Policies (b) and various sub-categories.

NONE

(b) For health business on indicated lines report: Number of persons insured under PPO managed care products and number of persons insured under indemnity only products



ANNUAL STATEMENT FOR THE YEAR 2022 OF THE General Re Life Corporation

DIRECT BUSINESS IN THE STATE OF Delaware

DURING THE YEAR 2022

NAIC Group Code 0031

LIFE INSURANCE

NAIC Company Code 86258

Table with 5 columns: Ordinary, Credit Life (Group and Individual), Group, Industrial, Total. Rows include Direct Premiums and Annuity Considerations, Direct Dividends to Policyholders/Refunds to Members, and Direct Claims and Benefits Paid.

NONE

Table with 10 columns: Ordinary (No. of Pols. & Certifs., Amount), Credit Life (No. of Ind. Pols. & Gr. Certifs., Amount), Group (No. of Certifs., Amount), Industrial (No. of Pols. & Certifs., Amount), Total (No. of Pols. & Certifs., Amount). Rows include Direct Death Benefits and Matured Endowments Incurred and Policy Exhibit.

NONE

(a) Includes Individual Credit Life Insurance prior year \$, current year \$ Includes Group Credit Life Insurance Loans less than or equal to 60 months at issue, prior year \$, current year \$ Loans greater than 60 months at issue BUT NOT GREATER THAN 120 MONTHS, prior year \$, current year \$

ACCIDENT AND HEALTH INSURANCE

Table with 5 columns: Direct Premiums, Direct Premiums Earned, Policyholder Dividends Paid, Refunds to Members or Credited on Direct Business, Direct Losses Paid, Direct Losses Incurred. Rows include Group Policies and various accident types.

NONE

(b) For health business on indicated lines report: Number of persons insured under PPO managed care products and number of persons insured under indemnity only products



ANNUAL STATEMENT FOR THE YEAR 2022 OF THE General Re Life Corporation

DIRECT BUSINESS IN THE STATE OF District of Columbia

DURING THE YEAR 2022

NAIC Group Code 0031

LIFE INSURANCE

NAIC Company Code 86258

Table with 5 columns: Ordinary, Credit Life (Group and Individual), Group, Industrial, Total. Rows include Direct Premiums and Annuity Considerations, Direct Dividends to Policyholders/Refunds to Members, and Direct Claims and Benefits Paid.

NONE

Table with 10 columns: Ordinary (No. of Pols. & Certifs., Amount), Credit Life (No. of Ind. Pols. & Gr. Certifs., Amount), Group (No. of Certifs., Amount), Industrial (No. of Pols. & Certifs., Amount), Total (No. of Pols. & Certifs., Amount). Rows include Direct Death Benefits and Matured Endowments Incurred and Policy Exhibit.

NONE

(a) Includes Individual Credit Life Insurance prior year \$, current year \$ Includes Group Credit Life Insurance Loans less than or equal to 60 months at issue, prior year \$, current year \$ Loans greater than 60 months at issue BUT NOT GREATER THAN 120 MONTHS, prior year \$, current year \$

ACCIDENT AND HEALTH INSURANCE

Table with 5 columns: Direct Premiums, Direct Premiums Earned, Policyholder Dividends Paid, Refunds to Members or Credited on Direct Business, Direct Losses Paid, Direct Losses Incurred. Rows include Group Policies and various accident types.

NONE

(b) For health business on indicated lines report: Number of persons insured under PPO managed care products and number of persons insured under indemnity only products



ANNUAL STATEMENT FOR THE YEAR 2022 OF THE General Re Life Corporation

DIRECT BUSINESS IN THE STATE OF Florida

DURING THE YEAR 2022

NAIC Group Code 0031

LIFE INSURANCE

NAIC Company Code 86258

Table with 5 columns: DIRECT PREMIUMS AND ANNUITY CONSIDERATIONS, 1 Ordinary, 2 Credit Life (Group and Individual), 3 Group, 4 Industrial, 5 Total. Rows include Life insurance, Annuity considerations, and various benefit categories.

NONE

Table with 10 columns: DIRECT DEATH BENEFITS AND MATURED ENDOWMENTS INCURRED, Ordinary (1, 2), Credit Life (3, 4), Group (5, 6), Industrial (7, 8), Total (9, 10). Rows include Unpaid December 31, prior year, Incurred during current year, and Policy Exhibit.

NONE

(a) Includes Individual Credit Life Insurance prior year \$, current year \$ Includes Group Credit Life Insurance Loans less than or equal to 60 months at issue, prior year \$, current year \$ Loans greater than 60 months at issue BUT NOT GREATER THAN 120 MONTHS, prior year \$, current year \$

ACCIDENT AND HEALTH INSURANCE

Table with 5 columns: 1 Direct Premiums, 2 Direct Premiums Earned, 3 Policyholder Dividends Paid, Refunds to Members or Credited on Direct Business, 4 Direct Losses Paid, 5 Direct Losses Incurred. Rows include Group Policies, Federal Employees Health Benefits Plan, Medicare Title XVIII, and various accident types.

NONE

(b) For health business on indicated lines report: Number of persons insured under PPO managed care products and number of persons insured under indemnity only products



ANNUAL STATEMENT FOR THE YEAR 2022 OF THE General Re Life Corporation

DIRECT BUSINESS IN THE STATE OF Georgia
NAIC Group Code 0031

DURING THE YEAR 2022
NAIC Company Code 86258

LIFE INSURANCE

Table with 5 columns: Ordinary, Credit Life (Group and Individual), Group, Industrial, Total. Rows include Direct Premiums and Annuity Considerations, Direct Dividends to Policyholders/Refunds to Members, Direct Claims and Benefits Paid, and Details of Write-ins.

NONE

Table with 10 columns: Ordinary (No. of Pols. & Certifs., Amount), Credit Life (No. of Ind. Pols. & Gr. Certifs., Amount), Group (No. of Certifs., Amount), Industrial (No. of Pols. & Certifs., Amount), Total (No. of Pols. & Certifs., Amount). Rows include Direct Death Benefits and Matured Endowments Incurred and Policy Exhibit.

NONE

(a) Includes Individual Credit Life Insurance prior year \$, current year \$
Includes Group Credit Life Insurance Loans less than or equal to 60 months at issue, prior year \$, current year \$
Loans greater than 60 months at issue BUT NOT GREATER THAN 120 MONTHS, prior year \$, current year \$

ACCIDENT AND HEALTH INSURANCE

Table with 5 columns: Direct Premiums, Direct Premiums Earned, Policyholder Dividends Paid, Refunds to Members or Credited on Direct Business, Direct Losses Paid, Direct Losses Incurred. Rows include Group Policies (b) and various sub-categories.

NONE

(b) For health business on indicated lines report: Number of persons insured under PPO managed care products and number of persons insured under indemnity only products



ANNUAL STATEMENT FOR THE YEAR 2022 OF THE General Re Life Corporation

DIRECT BUSINESS IN THE STATE OF Hawaii
NAIC Group Code 0031

DURING THE YEAR 2022
NAIC Company Code 86258

LIFE INSURANCE

Table with 5 columns: Ordinary, Credit Life (Group and Individual), Group, Industrial, Total. Rows include Direct Premiums and Annuity Considerations, Direct Dividends to Policyholders/Refunds to Members, Direct Claims and Benefits Paid, and Details of Write-ins.

NONE

Table with 10 columns: Ordinary (No. of Pols. & Certifs., Amount), Credit Life (No. of Ind. Pols. & Gr. Certifs., Amount), Group (No. of Certifs., Amount), Industrial (No. of Pols. & Certifs., Amount), Total (No. of Pols. & Certifs., Amount). Rows include Direct Death Benefits and Matured Endowments Incurred and Policy Exhibit.

NONE

(a) Includes Individual Credit Life Insurance prior year \$, current year \$
Includes Group Credit Life Insurance Loans less than or equal to 60 months at issue, prior year \$, current year \$
Loans greater than 60 months at issue BUT NOT GREATER THAN 120 MONTHS, prior year \$, current year \$

ACCIDENT AND HEALTH INSURANCE

Table with 5 columns: Direct Premiums, Direct Premiums Earned, Policyholder Dividends Paid, Refunds to Members or Credited on Direct Business, Direct Losses Paid, Direct Losses Incurred. Rows include Group Policies, Federal Employees Health Benefits Plan, Medicare Title XVIII, and other individual policies.

NONE

(b) For health business on indicated lines report: Number of persons insured under PPO managed care products and number of persons insured under indemnity only products



ANNUAL STATEMENT FOR THE YEAR 2022 OF THE General Re Life Corporation

DIRECT BUSINESS IN THE STATE OF Idaho

DURING THE YEAR 2022

NAIC Group Code 0031

LIFE INSURANCE

NAIC Company Code 86258

Table with 5 columns: Ordinary, Credit Life (Group and Individual), Group, Industrial, Total. Rows include Direct Premiums and Annuity Considerations, Direct Dividends to Policyholders/Refunds to Members, Direct Claims and Benefits Paid, and Details of Write-ins.

NONE

Table with 10 columns: Ordinary (No. of Pols. & Certifs., Amount), Credit Life (No. of Ind. Pols. & Gr. Certifs., Amount), Group (No. of Certifs., Amount), Industrial (No. of Pols. & Certifs., Amount), Total (No. of Pols. & Certifs., Amount). Rows include Direct Death Benefits and Matured Endowments Incurred and Policy Exhibit.

NONE

(a) Includes Individual Credit Life Insurance prior year \$, current year \$ Includes Group Credit Life Insurance Loans less than or equal to 60 months at issue, prior year \$, current year \$ Loans greater than 60 months at issue BUT NOT GREATER THAN 120 MONTHS, prior year \$, current year \$

ACCIDENT AND HEALTH INSURANCE

Table with 5 columns: Direct Premiums, Direct Premiums Earned, Policyholder Dividends Paid, Refunds to Members or Credited on Direct Business, Direct Losses Paid, Direct Losses Incurred. Rows include Group Policies (b) and various sub-categories.

NONE

(b) For health business on indicated lines report: Number of persons insured under PPO managed care products and number of persons insured under indemnity only products



ANNUAL STATEMENT FOR THE YEAR 2022 OF THE General Re Life Corporation

DIRECT BUSINESS IN THE STATE OF Illinois

DURING THE YEAR 2022

NAIC Group Code 0031

LIFE INSURANCE

NAIC Company Code 86258

Table with 5 columns: Ordinary, Credit Life (Group and Individual), Group, Industrial, Total. Rows include Direct Premiums and Annuity Considerations, Direct Dividends to Policyholders/Refunds to Members, Direct Claims and Benefits Paid, and Details of Write-ins.

NONE

Table with 10 columns: Ordinary (No. of Pols. & Certifs., Amount), Credit Life (No. of Ind. Pols. & Gr. Certifs., Amount), Group (No. of Certifs., Amount), Industrial (No. of Pols. & Certifs., Amount), Total (No. of Pols. & Certifs., Amount). Rows include Direct Death Benefits and Matured Endowments Incurred and Policy Exhibit.

NONE

(a) Includes Individual Credit Life Insurance prior year \$, current year \$ Includes Group Credit Life Insurance Loans less than or equal to 60 months at issue, prior year \$, current year \$ Loans greater than 60 months at issue BUT NOT GREATER THAN 120 MONTHS, prior year \$, current year \$

ACCIDENT AND HEALTH INSURANCE

Table with 5 columns: Direct Premiums, Direct Premiums Earned, Policyholder Dividends Paid, Refunds to Members or Credited on Direct Business, Direct Losses Paid, Direct Losses Incurred. Rows include Group Policies (b) and various sub-categories.

NONE

(b) For health business on indicated lines report: Number of persons insured under PPO managed care products and number of persons insured under indemnity only products



ANNUAL STATEMENT FOR THE YEAR 2022 OF THE General Re Life Corporation

DIRECT BUSINESS IN THE STATE OF Indiana

DURING THE YEAR 2022

NAIC Group Code 0031

LIFE INSURANCE

NAIC Company Code 86258

Table with 5 columns: 1 Ordinary, 2 Credit Life (Group and Individual), 3 Group, 4 Industrial, 5 Total. Rows include: DIRECT PREMIUMS AND ANNUITY CONSIDERATIONS, DIRECT DIVIDENDS TO POLICYHOLDERS/REFUNDS TO MEMBERS, DIRECT CLAIMS AND BENEFITS PAID, DETAILS OF WRITE-INS. Large 'NONE' watermark is present.

Table with 10 columns: 1 No. of Pols. & Certifs., 2 Amount, 3 No. of Ind. Pols. & Gr. Certifs., 4 Amount, 5 No. of Certifs., 6 Amount, 7 No. of Pols. & Certifs., 8 Amount, 9 No. of Pols. & Certifs., 10 Amount. Rows include: DIRECT DEATH BENEFITS AND MATURED ENDOWMENTS INCURRED, POLICY EXHIBIT. Large 'NONE' watermark is present.

(a) Includes Individual Credit Life Insurance prior year \$, current year \$ Includes Group Credit Life Insurance Loans less than or equal to 60 months at issue, prior year \$, current year \$ Loans greater than 60 months at issue BUT NOT GREATER THAN 120 MONTHS, prior year \$, current year \$

ACCIDENT AND HEALTH INSURANCE

Table with 5 columns: 1 Direct Premiums, 2 Direct Premiums Earned, 3 Policyholder Dividends Paid, Refunds to Members or Credited on Direct Business, 4 Direct Losses Paid, 5 Direct Losses Incurred. Rows include: 24 Group Policies (b), 24.1 Federal Employees Health Benefits Plan premium (b), 24.2 Credit (Group and Individual), 24.3 Collectively renewable policies/certificates (b), 24.4 Medicare Title XVIII exempt from state taxes or fees, 24.5 Other Individual Policies: 25.1 Non-cancelable (b), 25.2 Guaranteed renewable (b), 25.3 Non-renewable for stated reasons only (b), 25.4 Other accident only, 25.5 All other (b), 25.6 Totals (sum of Lines 25.1 to 25.5), 26 Totals (Lines 24 + 24.1 + 24.2 + 24.3 + 24.4 + 25.6). Large 'NONE' watermark is present.

(b) For health business on indicated lines report: Number of persons insured under PPO managed care products and number of persons insured under indemnity only products



ANNUAL STATEMENT FOR THE YEAR 2022 OF THE General Re Life Corporation

DIRECT BUSINESS IN THE STATE OF Iowa

DURING THE YEAR 2022

NAIC Group Code 0031

LIFE INSURANCE

NAIC Company Code 86258

Table with 5 columns: Ordinary, Credit Life (Group and Individual), Group, Industrial, Total. Rows include Direct Premiums and Annuity Considerations, Direct Dividends to Policyholders/Refunds to Members, and Direct Claims and Benefits Paid.

NONE

Table with 10 columns: Ordinary (No. of Pols. & Certifs., Amount), Credit Life (No. of Ind. Pols. & Gr. Certifs., Amount), Group (No. of Certifs., Amount), Industrial (No. of Pols. & Certifs., Amount), Total (No. of Pols. & Certifs., Amount). Rows include Direct Death Benefits and Matured Endowments Incurred and Policy Exhibit.

NONE

(a) Includes Individual Credit Life Insurance prior year \$, current year \$ Includes Group Credit Life Insurance Loans less than or equal to 60 months at issue, prior year \$, current year \$ Loans greater than 60 months at issue BUT NOT GREATER THAN 120 MONTHS, prior year \$, current year \$

ACCIDENT AND HEALTH INSURANCE

Table with 5 columns: Direct Premiums, Direct Premiums Earned, Policyholder Dividends Paid, Refunds to Members or Credited on Direct Business, Direct Losses Paid, Direct Losses Incurred. Rows include Group Policies (b) and various sub-categories.

NONE

(b) For health business on indicated lines report: Number of persons insured under PPO managed care products and number of persons insured under indemnity only products



ANNUAL STATEMENT FOR THE YEAR 2022 OF THE General Re Life Corporation

DIRECT BUSINESS IN THE STATE OF Kansas

DURING THE YEAR 2022

NAIC Group Code 0031

LIFE INSURANCE

NAIC Company Code 86258

Table with 5 columns: Ordinary, Credit Life (Group and Individual), Group, Industrial, Total. Rows include Direct Premiums and Annuity Considerations, Direct Dividends to Policyholders/Refunds to Members, and Direct Claims and Benefits Paid.

NONE

Table with 10 columns: Ordinary (No. of Pols. & Certifs., Amount), Credit Life (No. of Ind. Pols. & Gr. Certifs., Amount), Group (No. of Certifs., Amount), Industrial (No. of Pols. & Certifs., Amount), Total (No. of Pols. & Certifs., Amount). Rows include Direct Death Benefits and Matured Endowments Incurred and Policy Exhibit.

NONE

(a) Includes Individual Credit Life Insurance prior year \$, current year \$ Includes Group Credit Life Insurance Loans less than or equal to 60 months at issue, prior year \$, current year \$ Loans greater than 60 months at issue BUT NOT GREATER THAN 120 MONTHS, prior year \$, current year \$

ACCIDENT AND HEALTH INSURANCE

Table with 5 columns: Direct Premiums, Direct Premiums Earned, Policyholder Dividends Paid, Refunds to Members or Credited on Direct Business, Direct Losses Paid, Direct Losses Incurred. Rows include Group Policies (b) and various sub-categories.

NONE

(b) For health business on indicated lines report: Number of persons insured under PPO managed care products and number of persons insured under indemnity only products



ANNUAL STATEMENT FOR THE YEAR 2022 OF THE General Re Life Corporation

DIRECT BUSINESS IN THE STATE OF Kentucky
NAIC Group Code 0031

DURING THE YEAR 2022
NAIC Company Code 86258

LIFE INSURANCE

Table with 5 columns: Ordinary, Credit Life (Group and Individual), Group, Industrial, Total. Rows include Direct Premiums and Annuity Considerations, Direct Dividends to Policyholders/Refunds to Members, Direct Claims and Benefits Paid, and Details of Write-ins.

NONE

Table with 10 columns: Ordinary (No. of Pols. & Certifs., Amount), Credit Life (No. of Ind. Pols. & Gr. Certifs., Amount), Group (No. of Certifs., Amount), Industrial (No. of Pols. & Certifs., Amount), Total (No. of Pols. & Certifs., Amount). Rows include Direct Death Benefits and Matured Endowments Incurred and Policy Exhibit.

NONE

(a) Includes Individual Credit Life Insurance prior year \$, current year \$
Includes Group Credit Life Insurance Loans less than or equal to 60 months at issue, prior year \$, current year \$
Loans greater than 60 months at issue BUT NOT GREATER THAN 120 MONTHS, prior year \$, current year \$

ACCIDENT AND HEALTH INSURANCE

Table with 5 columns: Direct Premiums, Direct Premiums Earned, Policyholder Dividends Paid, Refunds to Members or Credited on Direct Business, Direct Losses Paid, Direct Losses Incurred. Rows include Group Policies, Federal Employees Health Benefits Plan, Medicare Title XVIII, and other individual policies.

NONE

(b) For health business on indicated lines report: Number of persons insured under PPO managed care products and number of persons insured under indemnity only products



ANNUAL STATEMENT FOR THE YEAR 2022 OF THE General Re Life Corporation

DIRECT BUSINESS IN THE STATE OF Louisiana
NAIC Group Code 0031

DURING THE YEAR 2022
NAIC Company Code 86258

LIFE INSURANCE

Table with 5 columns: Ordinary, Credit Life (Group and Individual), Group, Industrial, Total. Rows include Direct Premiums and Annuity Considerations, Direct Dividends to Policyholders/Refunds to Members, Direct Claims and Benefits Paid, and Details of Write-ins.

NONE

Table with 10 columns: Ordinary (No. of Pol. & Certifs., Amount), Credit Life (No. of Ind. Pol. & Gr. Certifs., Amount), Group (No. of Certifs., Amount), Industrial (No. of Pol. & Certifs., Amount), Total (No. of Pol. & Certifs., Amount). Rows include Direct Death Benefits and Matured Endowments Incurred and Policy Exhibit.

NONE

(a) Includes Individual Credit Life Insurance prior year \$, current year \$
Includes Group Credit Life Insurance Loans less than or equal to 60 months at issue, prior year \$, current year \$
Loans greater than 60 months at issue BUT NOT GREATER THAN 120 MONTHS, prior year \$, current year \$

ACCIDENT AND HEALTH INSURANCE

Table with 5 columns: Direct Premiums, Direct Premiums Earned, Policyholder Dividends Paid, Refunds to Members or Credited on Direct Business, Direct Losses Paid, Direct Losses Incurred. Rows include Group Policies (b) and various sub-categories.

NONE

(b) For health business on indicated lines report: Number of persons insured under PPO managed care products and number of persons insured under indemnity only products



ANNUAL STATEMENT FOR THE YEAR 2022 OF THE General Re Life Corporation

DIRECT BUSINESS IN THE STATE OF Maine

DURING THE YEAR 2022

NAIC Group Code 0031

LIFE INSURANCE

NAIC Company Code 86258

Table with 5 columns: Ordinary, Credit Life (Group and Individual), Group, Industrial, Total. Rows include Direct Premiums and Annuity Considerations, Direct Dividends to Policyholders/Refunds to Members, Direct Claims and Benefits Paid, and Details of Write-ins.

NONE

Table with 10 columns: Ordinary (No. of Pols. & Certifs., Amount), Credit Life (No. of Ind. Pols. & Gr. Certifs., Amount), Group (No. of Certifs., Amount), Industrial (No. of Pols. & Certifs., Amount), Total (No. of Pols. & Certifs., Amount). Rows include Direct Death Benefits and Matured Endowments Incurred and Policy Exhibit.

NONE

(a) Includes Individual Credit Life Insurance prior year \$, current year \$ Includes Group Credit Life Insurance Loans less than or equal to 60 months at issue, prior year \$, current year \$ Loans greater than 60 months at issue BUT NOT GREATER THAN 120 MONTHS, prior year \$, current year \$

ACCIDENT AND HEALTH INSURANCE

Table with 5 columns: Direct Premiums, Direct Premiums Earned, Policyholder Dividends Paid, Refunds to Members or Credited on Direct Business, Direct Losses Paid, Direct Losses Incurred. Rows include Group Policies (b) and various sub-categories.

NONE

(b) For health business on indicated lines report: Number of persons insured under PPO managed care products and number of persons insured under indemnity only products



ANNUAL STATEMENT FOR THE YEAR 2022 OF THE General Re Life Corporation

DIRECT BUSINESS IN THE STATE OF Maryland
NAIC Group Code 0031

DURING THE YEAR 2022
NAIC Company Code 86258

LIFE INSURANCE

Table with 5 columns: Ordinary, Credit Life (Group and Individual), Group, Industrial, Total. Rows include Direct Premiums and Annuity Considerations, Direct Dividends to Policyholders/Refunds to Members, Direct Claims and Benefits Paid, and Details of Write-ins.

NONE

Table with 10 columns: Ordinary (No. of Pols. & Certifs., Amount), Credit Life (No. of Ind. Pols. & Gr. Certifs., Amount), Group (No. of Certifs., Amount), Industrial (No. of Pols. & Certifs., Amount), Total (No. of Pols. & Certifs., Amount). Rows include Direct Death Benefits and Matured Endowments Incurred and Policy Exhibit.

NONE

(a) Includes Individual Credit Life Insurance prior year \$, current year \$
Includes Group Credit Life Insurance Loans less than or equal to 60 months at issue, prior year \$, current year \$
Loans greater than 60 months at issue BUT NOT GREATER THAN 120 MONTHS, prior year \$, current year \$

ACCIDENT AND HEALTH INSURANCE

Table with 5 columns: Direct Premiums, Direct Premiums Earned, Policyholder Dividends Paid, Refunds to Members or Credited on Direct Business, Direct Losses Paid, Direct Losses Incurred. Rows include Group Policies (b) and various sub-categories.

NONE

(b) For health business on indicated lines report: Number of persons insured under PPO managed care products and number of persons insured under indemnity only products



ANNUAL STATEMENT FOR THE YEAR 2022 OF THE General Re Life Corporation

DIRECT BUSINESS IN THE STATE OF Massachusetts

DURING THE YEAR 2022

NAIC Group Code 0031

LIFE INSURANCE

NAIC Company Code 86258

Table with 5 columns: Ordinary, Credit Life (Group and Individual), Group, Industrial, Total. Rows include Direct Premiums and Annuity Considerations, Direct Dividends to Policyholders/Refunds to Members, Direct Claims and Benefits Paid, and Details of Write-ins.

NONE

Table with 10 columns: Ordinary (No. of Pols. & Certifs., Amount), Credit Life (No. of Ind. Pols. & Gr. Certifs., Amount), Group (No. of Certifs., Amount), Industrial (No. of Pols. & Certifs., Amount), Total (No. of Pols. & Certifs., Amount). Rows include Direct Death Benefits and Matured Endowments Incurred and Policy Exhibit.

NONE

(a) Includes Individual Credit Life Insurance prior year \$, current year \$ Includes Group Credit Life Insurance Loans less than or equal to 60 months at issue, prior year \$, current year \$ Loans greater than 60 months at issue BUT NOT GREATER THAN 120 MONTHS, prior year \$, current year \$

ACCIDENT AND HEALTH INSURANCE

Table with 5 columns: Direct Premiums, Direct Premiums Earned, Policyholder Dividends Paid, Refunds to Members or Credited on Direct Business, Direct Losses Paid, Direct Losses Incurred. Rows include Group Policies (b) and various sub-categories.

NONE

(b) For health business on indicated lines report: Number of persons insured under PPO managed care products and number of persons insured under indemnity only products



ANNUAL STATEMENT FOR THE YEAR 2022 OF THE General Re Life Corporation

DIRECT BUSINESS IN THE STATE OF Michigan
NAIC Group Code 0031

DURING THE YEAR 2022
NAIC Company Code 86258

LIFE INSURANCE

Table with 5 columns: Ordinary, Credit Life (Group and Individual), Group, Industrial, Total. Rows include Direct Premiums and Annuity Considerations, Direct Dividends to Policyholders/Refunds to Members, Direct Claims and Benefits Paid, and Details of Write-ins.

NONE

Table with 10 columns: Ordinary (No. of Pols. & Certifs., Amount), Credit Life (No. of Ind. Pols. & Gr. Certifs., Amount), Group (No. of Certifs., Amount), Industrial (No. of Pols. & Certifs., Amount), Total (No. of Pols. & Certifs., Amount). Rows include Direct Death Benefits and Matured Endowments Incurred and Policy Exhibit.

NONE

(a) Includes Individual Credit Life Insurance prior year \$, current year \$
Includes Group Credit Life Insurance Loans less than or equal to 60 months at issue, prior year \$, current year \$
Loans greater than 60 months at issue BUT NOT GREATER THAN 120 MONTHS, prior year \$, current year \$

ACCIDENT AND HEALTH INSURANCE

Table with 5 columns: Direct Premiums, Direct Premiums Earned, Policyholder Dividends Paid, Refunds to Members or Credited on Direct Business, Direct Losses Paid, Direct Losses Incurred. Rows include Group Policies (b) and various sub-categories.

NONE

(b) For health business on indicated lines report: Number of persons insured under PPO managed care products and number of persons insured under indemnity only products



ANNUAL STATEMENT FOR THE YEAR 2022 OF THE General Re Life Corporation

DIRECT BUSINESS IN THE STATE OF Minnesota

DURING THE YEAR 2022

NAIC Group Code 0031

LIFE INSURANCE

NAIC Company Code 86258

Table with 5 columns: DIRECT PREMIUMS AND ANNUITY CONSIDERATIONS, 1 Ordinary, 2 Credit Life (Group and Individual), 3 Group, 4 Industrial, 5 Total. Rows include Life insurance, Annuity considerations, and various benefit categories.

NONE

Table with 10 columns: DIRECT DEATH BENEFITS AND MATURED ENDOWMENTS INCURRED, Ordinary (1, 2), Credit Life (3, 4), Group (5, 6), Industrial (7, 8), Total (9, 10). Rows include Unpaid December 31, prior year, Incurred during current year, and Policy Exhibit.

NONE

(a) Includes Individual Credit Life Insurance prior year \$..., current year \$... Includes Group Credit Life Insurance Loans less than or equal to 60 months at issue, prior year \$..., current year \$...

ACCIDENT AND HEALTH INSURANCE

Table with 5 columns: 1 Direct Premiums, 2 Direct Premiums Earned, 3 Policyholder Dividends Paid, Refunds to Members or Credited on Direct Business, 4 Direct Losses Paid, 5 Direct Losses Incurred. Rows include Group Policies, Federal Employees Health Benefits Plan, Medicare Title XVIII, and various accident types.

NONE

(b) For health business on indicated lines report: Number of persons insured under PPO managed care products ... and number of persons insured under indemnity only products ...



ANNUAL STATEMENT FOR THE YEAR 2022 OF THE General Re Life Corporation

DIRECT BUSINESS IN THE STATE OF Mississippi
NAIC Group Code 0031

DURING THE YEAR 2022
NAIC Company Code 86258

LIFE INSURANCE

Table with 5 columns: 1 Ordinary, 2 Credit Life (Group and Individual), 3 Group, 4 Industrial, 5 Total. Rows include Direct Premiums and Annuity Considerations, Direct Dividends to Policyholders/Refunds to Members, Direct Claims and Benefits Paid, and Details of Write-ins.

NONE

Table with 10 columns: 1-2 Ordinary (No. of Pols. & Certifs., Amount), 3-4 Credit Life (No. of Ind. Pols. & Gr. Certifs., Amount), 5-6 Group (No. of Certifs., Amount), 7-8 Industrial (No. of Pols. & Certifs., Amount), 9-10 Total (No. of Pols. & Certifs., Amount). Rows include Direct Death Benefits and Matured Endowments Incurred and Policy Exhibit.

NONE

(a) Includes Individual Credit Life Insurance prior year \$, current year \$
Includes Group Credit Life Insurance Loans less than or equal to 60 months at issue, prior year \$, current year \$
Loans greater than 60 months at issue BUT NOT GREATER THAN 120 MONTHS, prior year \$, current year \$

ACCIDENT AND HEALTH INSURANCE

Table with 5 columns: 1 Direct Premiums, 2 Direct Premiums Earned, 3 Policyholder Dividends Paid, Refunds to Members or Credited on Direct Business, 4 Direct Losses Paid, 5 Direct Losses Incurred. Rows include Group Policies (b) and various sub-categories.

NONE

(b) For health business on indicated lines report: Number of persons insured under PPO managed care products and number of persons insured under indemnity only products



ANNUAL STATEMENT FOR THE YEAR 2022 OF THE General Re Life Corporation

DIRECT BUSINESS IN THE STATE OF Missouri

DURING THE YEAR 2022

NAIC Group Code 0031

LIFE INSURANCE

NAIC Company Code 86258

Table with 5 columns: DIRECT PREMIUMS AND ANNUITY CONSIDERATIONS, 1 Ordinary, 2 Credit Life (Group and Individual), 3 Group, 4 Industrial, 5 Total. Rows include Life insurance, Annuity considerations, and Grand Totals.

NONE

Table with 10 columns: DIRECT DEATH BENEFITS AND MATURED ENDOWMENTS INCURRED, Ordinary (1, 2), Credit Life (3, 4), Group (5, 6), Industrial (7, 8), Total (9, 10). Rows include Unpaid December 31, prior year, Incurred during current year, and Policy Exhibit.

NONE

(a) Includes Individual Credit Life Insurance prior year \$, current year \$ Includes Group Credit Life Insurance Loans less than or equal to 60 months at issue, prior year \$, current year \$ Loans greater than 60 months at issue BUT NOT GREATER THAN 120 MONTHS, prior year \$, current year \$

ACCIDENT AND HEALTH INSURANCE

Table with 5 columns: 1 Direct Premiums, 2 Direct Premiums Earned, 3 Policyholder Dividends Paid, Refunds to Members or Credited on Direct Business, 4 Direct Losses Paid, 5 Direct Losses Incurred. Rows include Group Policies, Federal Employees Health Benefits Plan, Medicare Title XVIII, and Totals.

NONE

(b) For health business on indicated lines report: Number of persons insured under PPO managed care products and number of persons insured under indemnity only products



ANNUAL STATEMENT FOR THE YEAR 2022 OF THE General Re Life Corporation

DIRECT BUSINESS IN THE STATE OF Montana
NAIC Group Code 0031

DURING THE YEAR 2022
NAIC Company Code 86258

LIFE INSURANCE

Table with 5 columns: 1 Ordinary, 2 Credit Life (Group and Individual), 3 Group, 4 Industrial, 5 Total. Rows include Direct Premiums and Annuity Considerations, Direct Dividends to Policyholders/Refunds to Members, Direct Claims and Benefits Paid, and Details of Write-ins.

NONE

Table with 10 columns: 1 No. of Pols. & Certifs., 2 Amount, 3 No. of Ind. Pols. & Gr. Certifs., 4 Amount, 5 No. of Certifs., 6 Amount, 7 No. of Pols. & Certifs., 8 Amount, 9 No. of Pols. & Certifs., 10 Amount. Rows include Direct Death Benefits and Matured Endowments Incurred and Policy Exhibit.

NONE

(a) Includes Individual Credit Life Insurance prior year \$, current year \$
Includes Group Credit Life Insurance Loans less than or equal to 60 months at issue, prior year \$, current year \$
Loans greater than 60 months at issue BUT NOT GREATER THAN 120 MONTHS, prior year \$, current year \$

ACCIDENT AND HEALTH INSURANCE

Table with 5 columns: 1 Direct Premiums, 2 Direct Premiums Earned, 3 Policyholder Dividends Paid, Refunds to Members or Credited on Direct Business, 4 Direct Losses Paid, 5 Direct Losses Incurred. Rows include Group Policies (b) and various sub-categories.

NONE

(b) For health business on indicated lines report: Number of persons insured under PPO managed care products and number of persons insured under indemnity only products



ANNUAL STATEMENT FOR THE YEAR 2022 OF THE General Re Life Corporation

DIRECT BUSINESS IN THE STATE OF Nebraska

DURING THE YEAR 2022

NAIC Group Code 0031

LIFE INSURANCE

NAIC Company Code 86258

Table with 5 columns: DIRECT PREMIUMS AND ANNUITY CONSIDERATIONS, 1 Ordinary, 2 Credit Life (Group and Individual), 3 Group, 4 Industrial, 5 Total. Rows include Life insurance, Annuity considerations, Death benefits, etc. A large 'NONE' watermark is present.

Table with 10 columns: DIRECT DEATH BENEFITS AND MATURED ENDOWMENTS INCURRED, Ordinary (1, 2), Credit Life (3, 4), Group (5, 6), Industrial (7, 8), Total (9, 10). Rows include Unpaid December 31, Incurred during current year, etc. A large 'NONE' watermark is present.

(a) Includes Individual Credit Life Insurance prior year \$, current year \$ Includes Group Credit Life Insurance Loans less than or equal to 60 months at issue, prior year \$, current year \$ Loans greater than 60 months at issue BUT NOT GREATER THAN 120 MONTHS, prior year \$, current year \$

ACCIDENT AND HEALTH INSURANCE

Table with 5 columns: 1 Direct Premiums, 2 Direct Premiums Earned, 3 Policyholder Dividends Paid, Refunds to Members or Credited on Direct Business, 4 Direct Losses Paid, 5 Direct Losses Incurred. Rows include Group Policies, Federal Employees Health Benefits Plan, Medicare Title XVIII, etc. A large 'NONE' watermark is present.

(b) For health business on indicated lines report: Number of persons insured under PPO managed care products and number of persons insured under indemnity only products



ANNUAL STATEMENT FOR THE YEAR 2022 OF THE General Re Life Corporation

DIRECT BUSINESS IN THE STATE OF Nevada

DURING THE YEAR 2022

NAIC Group Code 0031

LIFE INSURANCE

NAIC Company Code 86258

Table with 5 columns: Ordinary, Credit Life (Group and Individual), Group, Industrial, Total. Rows include Direct Premiums and Annuity Considerations, Direct Dividends to Policyholders/Refunds to Members, Direct Claims and Benefits Paid, and Details of Write-ins.

NONE

Table with 10 columns: Ordinary (No. of Pols. & Certifs., Amount), Credit Life (No. of Ind. Pols. & Gr. Certifs., Amount), Group (No. of Certifs., Amount), Industrial (No. of Pols. & Certifs., Amount), Total (No. of Pols. & Certifs., Amount). Rows include Direct Death Benefits and Matured Endowments Incurred and Policy Exhibit.

NONE

(a) Includes Individual Credit Life Insurance prior year \$, current year \$ Includes Group Credit Life Insurance Loans less than or equal to 60 months at issue, prior year \$, current year \$ Loans greater than 60 months at issue BUT NOT GREATER THAN 120 MONTHS, prior year \$, current year \$

ACCIDENT AND HEALTH INSURANCE

Table with 5 columns: Direct Premiums, Direct Premiums Earned, Policyholder Dividends Paid, Refunds to Members or Credited on Direct Business, Direct Losses Paid, Direct Losses Incurred. Rows include Group Policies (b) and various sub-categories.

NONE

(b) For health business on indicated lines report: Number of persons insured under PPO managed care products and number of persons insured under indemnity only products



ANNUAL STATEMENT FOR THE YEAR 2022 OF THE General Re Life Corporation

DIRECT BUSINESS IN THE STATE OF New Hampshire

DURING THE YEAR 2022

NAIC Group Code 0031

LIFE INSURANCE

NAIC Company Code 86258

Table with 5 columns: Ordinary, Credit Life (Group and Individual), Group, Industrial, Total. Rows include Direct Premiums and Annuity Considerations, Direct Dividends to Policyholders/Refunds to Members, and Direct Claims and Benefits Paid.

NONE

Table with 10 columns: Ordinary (No. of Pols. & Certifs., Amount), Credit Life (No. of Ind. Pols. & Gr. Certifs., Amount), Group (No. of Certifs., Amount), Industrial (No. of Pols. & Certifs., Amount), Total (No. of Pols. & Certifs., Amount). Rows include Direct Death Benefits and Matured Endowments Incurred and Policy Exhibit.

NONE

(a) Includes Individual Credit Life Insurance prior year \$, current year \$ Includes Group Credit Life Insurance Loans less than or equal to 60 months at issue, prior year \$, current year \$ Loans greater than 60 months at issue BUT NOT GREATER THAN 120 MONTHS, prior year \$, current year \$

ACCIDENT AND HEALTH INSURANCE

Table with 5 columns: Direct Premiums, Direct Premiums Earned, Policyholder Dividends Paid, Refunds to Members or Credited on Direct Business, Direct Losses Paid, Direct Losses Incurred. Rows include Group Policies (b) and various sub-categories.

NONE

(b) For health business on indicated lines report: Number of persons insured under PPO managed care products and number of persons insured under indemnity only products



ANNUAL STATEMENT FOR THE YEAR 2022 OF THE General Re Life Corporation

DIRECT BUSINESS IN THE STATE OF New Jersey

DURING THE YEAR 2022

NAIC Group Code 0031

LIFE INSURANCE

NAIC Company Code 86258

Table with 5 columns: 1 Ordinary, 2 Credit Life (Group and Individual), 3 Group, 4 Industrial, 5 Total. Rows include Direct Premiums and Annuity Considerations, Direct Dividends to Policyholders/Refunds to Members, and Direct Claims and Benefits Paid.

NONE

Table with 10 columns: 1-2 Ordinary (No. of Pols. & Certifs., Amount), 3-4 Credit Life (No. of Ind. Pols. & Gr. Certifs., Amount), 5-6 Group (No. of Certifs., Amount), 7-8 Industrial (No. of Pols. & Certifs., Amount), 9-10 Total (No. of Pols. & Certifs., Amount). Rows include Direct Death Benefits and Matured Endowments Incurred and Policy Exhibit.

NONE

(a) Includes Individual Credit Life Insurance prior year \$, current year \$ Includes Group Credit Life Insurance Loans less than or equal to 60 months at issue, prior year \$, current year \$ Loans greater than 60 months at issue BUT NOT GREATER THAN 120 MONTHS, prior year \$, current year \$

ACCIDENT AND HEALTH INSURANCE

Table with 5 columns: 1 Direct Premiums, 2 Direct Premiums Earned, 3 Policyholder Dividends Paid, Refunds to Members or Credited on Direct Business, 4 Direct Losses Paid, 5 Direct Losses Incurred. Rows include Group Policies (b) and various sub-categories.

NONE

(b) For health business on indicated lines report: Number of persons insured under PPO managed care products and number of persons insured under indemnity only products



ANNUAL STATEMENT FOR THE YEAR 2022 OF THE General Re Life Corporation

DIRECT BUSINESS IN THE STATE OF New Mexico

DURING THE YEAR 2022

NAIC Group Code 0031

LIFE INSURANCE

NAIC Company Code 86258

Table with 5 columns: Ordinary, Credit Life (Group and Individual), Group, Industrial, Total. Rows include Direct Premiums and Annuity Considerations, Direct Dividends to Policyholders/Refunds to Members, and Direct Claims and Benefits Paid.

NONE

Table with 10 columns: Ordinary (No. of Pols. & Certifs., Amount), Credit Life (No. of Ind. Pols. & Gr. Certifs., Amount), Group (No. of Certifs., Amount), Industrial (No. of Pols. & Certifs., Amount), Total (No. of Pols. & Certifs., Amount). Rows include Direct Death Benefits and Matured Endowments Incurred and Policy Exhibit.

NONE

(a) Includes Individual Credit Life Insurance prior year \$, current year \$ Includes Group Credit Life Insurance Loans less than or equal to 60 months at issue, prior year \$, current year \$ Loans greater than 60 months at issue BUT NOT GREATER THAN 120 MONTHS, prior year \$, current year \$

ACCIDENT AND HEALTH INSURANCE

Table with 5 columns: Direct Premiums, Direct Premiums Earned, Policyholder Dividends Paid, Refunds to Members or Credited on Direct Business, Direct Losses Paid, Direct Losses Incurred. Rows include Group Policies (b) and various sub-categories.

NONE

(b) For health business on indicated lines report: Number of persons insured under PPO managed care products and number of persons insured under indemnity only products



ANNUAL STATEMENT FOR THE YEAR 2022 OF THE General Re Life Corporation

DIRECT BUSINESS IN THE STATE OF New York
NAIC Group Code 0031

DURING THE YEAR 2022
NAIC Company Code 86258

LIFE INSURANCE

Table with 5 columns: Ordinary, Credit Life (Group and Individual), Group, Industrial, Total. Rows include Direct Premiums and Annuity Considerations, Direct Dividends to Policyholders/Refunds to Members, Direct Claims and Benefits Paid, and Details of Write-ins.

NONE

Table with 10 columns: Ordinary (No. of Pols. & Certifs., Amount), Credit Life (No. of Ind. Pols. & Gr. Certifs., Amount), Group (No. of Certifs., Amount), Industrial (No. of Pols. & Certifs., Amount), Total (No. of Pols. & Certifs., Amount). Rows include Direct Death Benefits and Matured Endowments Incurred and Policy Exhibit.

NONE

(a) Includes Individual Credit Life Insurance prior year \$, current year \$
Includes Group Credit Life Insurance Loans less than or equal to 60 months at issue, prior year \$, current year \$
Loans greater than 60 months at issue BUT NOT GREATER THAN 120 MONTHS, prior year \$, current year \$

ACCIDENT AND HEALTH INSURANCE

Table with 5 columns: Direct Premiums, Direct Premiums Earned, Policyholder Dividends Paid, Refunds to Members or Credited on Direct Business, Direct Losses Paid, Direct Losses Incurred. Rows include Group Policies (b) and various sub-categories.

NONE

(b) For health business on indicated lines report: Number of persons insured under PPO managed care products and number of persons insured under indemnity only products



ANNUAL STATEMENT FOR THE YEAR 2022 OF THE General Re Life Corporation

DIRECT BUSINESS IN THE STATE OF North Carolina

DURING THE YEAR 2022

NAIC Group Code 0031

LIFE INSURANCE

NAIC Company Code 86258

Table with 5 columns: 1 Ordinary, 2 Credit Life (Group and Individual), 3 Group, 4 Industrial, 5 Total. Rows include: DIRECT PREMIUMS AND ANNUITY CONSIDERATIONS, DIRECT DIVIDENDS TO POLICYHOLDERS/REFUNDS TO MEMBERS, DIRECT CLAIMS AND BENEFITS PAID, DETAILS OF WRITE-INS.

NONE

Table with 10 columns: 1 No. of Pols. & Certifs., 2 Amount, 3 No. of Ind. Pols. & Gr. Certifs., 4 Amount, 5 No. of Certifs., 6 Amount, 7 No. of Pols. & Certifs., 8 Amount, 9 No. of Pols. & Certifs., 10 Amount. Rows include: DIRECT DEATH BENEFITS AND MATURED ENDOWMENTS INCURRED, POLICY EXHIBIT.

NONE

(a) Includes Individual Credit Life Insurance prior year \$, current year \$ Includes Group Credit Life Insurance Loans less than or equal to 60 months at issue, prior year \$, current year \$ Loans greater than 60 months at issue BUT NOT GREATER THAN 120 MONTHS, prior year \$, current year \$

ACCIDENT AND HEALTH INSURANCE

Table with 5 columns: 1 Direct Premiums, 2 Direct Premiums Earned, 3 Policyholder Dividends Paid, Refunds to Members or Credited on Direct Business, 4 Direct Losses Paid, 5 Direct Losses Incurred. Rows include: 24 Group Policies (b), 24.1 Federal Employees Health Benefits Plan premium (b), 24.2 Credit (Group and Individual), 24.3 Collectively renewable policies/certificates (b), 24.4 Medicare Title XVIII exempt from state taxes or fees, 24.5 Other Individual Policies, 25.1 Non-cancelable (b), 25.2 Guaranteed renewable (b), 25.3 Non-renewable for stated reasons only (b), 25.4 Other accident only, 25.5 All other (b), 25.6 Totals (sum of Lines 25.1 to 25.5), 26 Totals (Lines 24 + 24.1 + 24.2 + 24.3 + 24.4 + 25.6)

NONE

(b) For health business on indicated lines report: Number of persons insured under PPO managed care products and number of persons insured under indemnity only products



ANNUAL STATEMENT FOR THE YEAR 2022 OF THE General Re Life Corporation

DIRECT BUSINESS IN THE STATE OF North Dakota

DURING THE YEAR 2022

NAIC Group Code 0031

LIFE INSURANCE

NAIC Company Code 86258

Table with 5 columns: 1 Ordinary, 2 Credit Life (Group and Individual), 3 Group, 4 Industrial, 5 Total. Rows include: DIRECT PREMIUMS AND ANNUITY CONSIDERATIONS, DIRECT DIVIDENDS TO POLICYHOLDERS/REFUNDS TO MEMBERS, DIRECT CLAIMS AND BENEFITS PAID, DETAILS OF WRITE-INS. Large 'NONE' watermark is present.

Table with 10 columns: 1 No. of Pols. & Certifs., 2 Amount, 3 No. of Ind. Pols. & Gr. Certifs., 4 Amount, 5 No. of Certifs., 6 Amount, 7 No. of Pols. & Certifs., 8 Amount, 9 No. of Pols. & Certifs., 10 Amount. Rows include: DIRECT DEATH BENEFITS AND MATURED ENDOWMENTS INCURRED, POLICY EXHIBIT. Large 'NONE' watermark is present.

(a) Includes Individual Credit Life Insurance prior year \$, current year \$ Includes Group Credit Life Insurance Loans less than or equal to 60 months at issue, prior year \$, current year \$ Loans greater than 60 months at issue BUT NOT GREATER THAN 120 MONTHS, prior year \$, current year \$

ACCIDENT AND HEALTH INSURANCE

Table with 5 columns: 1 Direct Premiums, 2 Direct Premiums Earned, 3 Policyholder Dividends Paid, Refunds to Members or Credited on Direct Business, 4 Direct Losses Paid, 5 Direct Losses Incurred. Rows include: 24 Group Policies (b), 24.1 Federal Employees Health Benefits Plan premium (b), 24.2 Credit (Group and Individual), 24.3 Collectively renewable policies/certificates (b), 24.4 Medicare Title XVIII exempt from state taxes or fees, 24.5 Other Individual Policies: 25.1 Non-cancelable (b), 25.2 Guaranteed renewable (b), 25.3 Non-renewable for stated reasons only (b), 25.4 Other accident only, 25.5 All other (b), 25.6 Totals (sum of Lines 25.1 to 25.5), 26 Totals (Lines 24 + 24.1 + 24.2 + 24.3 + 24.4 + 25.6). Large 'NONE' watermark is present.

(b) For health business on indicated lines report: Number of persons insured under PPO managed care products and number of persons insured under indemnity only products



ANNUAL STATEMENT FOR THE YEAR 2022 OF THE General Re Life Corporation

DIRECT BUSINESS IN THE STATE OF Ohio

DURING THE YEAR 2022

NAIC Group Code 0031

LIFE INSURANCE

NAIC Company Code 86258

Table with 5 columns: Ordinary, Credit Life (Group and Individual), Group, Industrial, Total. Rows include Direct Premiums and Annuity Considerations, Direct Dividends to Policyholders/Refunds to Members, and Direct Claims and Benefits Paid.

NONE

Table with 10 columns: Ordinary (No. of Pols. & Certifs., Amount), Credit Life (No. of Ind. Pols. & Gr. Certifs., Amount), Group (No. of Certifs., Amount), Industrial (No. of Pols. & Certifs., Amount), Total (No. of Pols. & Certifs., Amount). Rows include Direct Death Benefits and Matured Endowments Incurred and Policy Exhibit.

NONE

(a) Includes Individual Credit Life Insurance prior year \$, current year \$ Includes Group Credit Life Insurance Loans less than or equal to 60 months at issue, prior year \$, current year \$ Loans greater than 60 months at issue BUT NOT GREATER THAN 120 MONTHS, prior year \$, current year \$

ACCIDENT AND HEALTH INSURANCE

Table with 5 columns: Direct Premiums, Direct Premiums Earned, Policyholder Dividends Paid, Refunds to Members or Credited on Direct Business, Direct Losses Paid, Direct Losses Incurred. Rows include Group Policies (b) and various sub-categories.

NONE

(b) For health business on indicated lines report: Number of persons insured under PPO managed care products and number of persons insured under indemnity only products



ANNUAL STATEMENT FOR THE YEAR 2022 OF THE General Re Life Corporation

DIRECT BUSINESS IN THE STATE OF Oklahoma
NAIC Group Code 0031

DURING THE YEAR 2022
NAIC Company Code 86258

LIFE INSURANCE

Table with 5 columns: 1 Ordinary, 2 Credit Life (Group and Individual), 3 Group, 4 Industrial, 5 Total. Rows include Direct Premiums and Annuity Considerations, Direct Dividends to Policyholders/Refunds to Members, Direct Claims and Benefits Paid, and Details of Write-ins.

NONE

Table with 10 columns: 1 No. of Pols. & Certifs., 2 Amount, 3 No. of Ind. Pols. & Gr. Certifs., 4 Amount, 5 No. of Certifs., 6 Amount, 7 No. of Pols. & Certifs., 8 Amount, 9 No. of Pols. & Certifs., 10 Amount. Rows include Direct Death Benefits and Matured Endowments Incurred and Policy Exhibit.

NONE

(a) Includes Individual Credit Life Insurance prior year \$, current year \$
Includes Group Credit Life Insurance Loans less than or equal to 60 months at issue, prior year \$, current year \$
Loans greater than 60 months at issue BUT NOT GREATER THAN 120 MONTHS, prior year \$, current year \$

ACCIDENT AND HEALTH INSURANCE

Table with 5 columns: 1 Direct Premiums, 2 Direct Premiums Earned, 3 Policyholder Dividends Paid, Refunds to Members or Credited on Direct Business, 4 Direct Losses Paid, 5 Direct Losses Incurred. Rows include Group Policies (b) and various sub-categories.

NONE

(b) For health business on indicated lines report: Number of persons insured under PPO managed care products and number of persons insured under indemnity only products



ANNUAL STATEMENT FOR THE YEAR 2022 OF THE General Re Life Corporation

DIRECT BUSINESS IN THE STATE OF Oregon

DURING THE YEAR 2022

NAIC Group Code 0031

LIFE INSURANCE

NAIC Company Code 86258

Table with 5 columns: Ordinary, Credit Life (Group and Individual), Group, Industrial, Total. Rows include Direct Premiums and Annuity Considerations, Direct Dividends to Policyholders/Refunds to Members, Direct Claims and Benefits Paid, and Details of Write-ins.

NONE

Table with 10 columns: Ordinary (No. of Pols. & Certifs., Amount), Credit Life (No. of Ind. Pols. & Gr. Certifs., Amount), Group (No. of Certifs., Amount), Industrial (No. of Pols. & Certifs., Amount), Total (No. of Pols. & Certifs., Amount). Rows include Direct Death Benefits and Matured Endowments Incurred and Policy Exhibit.

NONE

(a) Includes Individual Credit Life Insurance prior year \$, current year \$ Includes Group Credit Life Insurance Loans less than or equal to 60 months at issue, prior year \$, current year \$ Loans greater than 60 months at issue BUT NOT GREATER THAN 120 MONTHS, prior year \$, current year \$

ACCIDENT AND HEALTH INSURANCE

Table with 5 columns: Direct Premiums, Direct Premiums Earned, Policyholder Dividends Paid, Refunds to Members or Credited on Direct Business, Direct Losses Paid, Direct Losses Incurred. Rows include Group Policies (b) and various sub-categories.

NONE

(b) For health business on indicated lines report: Number of persons insured under PPO managed care products and number of persons insured under indemnity only products



ANNUAL STATEMENT FOR THE YEAR 2022 OF THE General Re Life Corporation

DIRECT BUSINESS IN THE STATE OF Pennsylvania

DURING THE YEAR 2022

NAIC Group Code 0031

LIFE INSURANCE

NAIC Company Code 86258

Table with 5 columns: DIRECT PREMIUMS AND ANNUITY CONSIDERATIONS, 1 Ordinary, 2 Credit Life (Group and Individual), 3 Group, 4 Industrial, 5 Total. Rows include Life insurance, Annuity considerations, and Grand Totals.

NONE

Table with 10 columns: DIRECT DEATH BENEFITS AND MATURED ENDOWMENTS INCURRED, Ordinary (1, 2), Credit Life (3, 4), Group (5, 6), Industrial (7, 8), Total (9, 10). Rows include Unpaid December 31, prior year, Incurred during current year, and Policy Exhibit.

NONE

(a) Includes Individual Credit Life Insurance prior year \$, current year \$ Includes Group Credit Life Insurance Loans less than or equal to 60 months at issue, prior year \$, current year \$ Loans greater than 60 months at issue BUT NOT GREATER THAN 120 MONTHS, prior year \$, current year \$

ACCIDENT AND HEALTH INSURANCE

Table with 5 columns: 1 Direct Premiums, 2 Direct Premiums Earned, 3 Policyholder Dividends Paid, Refunds to Members or Credited on Direct Business, 4 Direct Losses Paid, 5 Direct Losses Incurred. Rows include Group Policies, Federal Employees Health Benefits Plan, Medicare Title XVIII, and Totals.

NONE

(b) For health business on indicated lines report: Number of persons insured under PPO managed care products and number of persons insured under indemnity only products



ANNUAL STATEMENT FOR THE YEAR 2022 OF THE General Re Life Corporation

DIRECT BUSINESS IN THE STATE OF Rhode Island

DURING THE YEAR 2022

NAIC Group Code 0031

LIFE INSURANCE

NAIC Company Code 86258

Table with 5 columns: DIRECT PREMIUMS AND ANNUITY CONSIDERATIONS, 1 Ordinary, 2 Credit Life (Group and Individual), 3 Group, 4 Industrial, 5 Total. Rows include Life insurance, Annuity considerations, and Grand Totals.

NONE

Table with 10 columns: DIRECT DEATH BENEFITS AND MATURED ENDOWMENTS INCURRED, Ordinary (1, 2), Credit Life (3, 4), Group (5, 6), Industrial (7, 8), Total (9, 10). Rows include Unpaid December 31, prior year, Incurred during current year, and Policy Exhibit.

NONE

(a) Includes Individual Credit Life Insurance prior year \$, current year \$ Includes Group Credit Life Insurance Loans less than or equal to 60 months at issue, prior year \$, current year \$ Loans greater than 60 months at issue BUT NOT GREATER THAN 120 MONTHS, prior year \$, current year \$

ACCIDENT AND HEALTH INSURANCE

Table with 5 columns: 1 Direct Premiums, 2 Direct Premiums Earned, 3 Policyholder Dividends Paid, Refunds to Members or Credited on Direct Business, 4 Direct Losses Paid, 5 Direct Losses Incurred. Rows include Group Policies, Federal Employees Health Benefits Plan, Medicare Title XVIII, and Totals.

NONE

(b) For health business on indicated lines report: Number of persons insured under PPO managed care products and number of persons insured under indemnity only products



ANNUAL STATEMENT FOR THE YEAR 2022 OF THE General Re Life Corporation

DIRECT BUSINESS IN THE STATE OF South Carolina

DURING THE YEAR 2022

NAIC Group Code 0031

LIFE INSURANCE

NAIC Company Code 86258

Table with 5 columns: 1 Ordinary, 2 Credit Life (Group and Individual), 3 Group, 4 Industrial, 5 Total. Rows include: DIRECT PREMIUMS AND ANNUITY CONSIDERATIONS, DIRECT DIVIDENDS TO POLICYHOLDERS/REFUNDS TO MEMBERS, DIRECT CLAIMS AND BENEFITS PAID, DETAILS OF WRITE-INS. Large 'NONE' watermark is present.

Table with 10 columns: 1 No. of Pols. & Certifs., 2 Amount, 3 No. of Ind. Pols. & Gr. Certifs., 4 Amount, 5 No. of Certifs., 6 Amount, 7 No. of Pols. & Certifs., 8 Amount, 9 No. of Pols. & Certifs., 10 Amount. Rows include: DIRECT DEATH BENEFITS AND MATURED ENDOWMENTS INCURRED, POLICY EXHIBIT. Large 'NONE' watermark is present.

(a) Includes Individual Credit Life Insurance prior year \$, current year \$ Includes Group Credit Life Insurance Loans less than or equal to 60 months at issue, prior year \$, current year \$ Loans greater than 60 months at issue BUT NOT GREATER THAN 120 MONTHS, prior year \$, current year \$

ACCIDENT AND HEALTH INSURANCE

Table with 5 columns: 1 Direct Premiums, 2 Direct Premiums Earned, 3 Policyholder Dividends Paid, Refunds to Members or Credited on Direct Business, 4 Direct Losses Paid, 5 Direct Losses Incurred. Rows include: 24 Group Policies (b), 24.1 Federal Employees Health Benefits Plan premium (b), 24.2 Credit (Group and Individual), 24.3 Collectively renewable policies/certificates (b), 24.4 Medicare Title XVIII exempt from state taxes or fees, 24.5 Other Individual Policies: 25.1 Non-cancelable (b), 25.2 Guaranteed renewable (b), 25.3 Non-renewable for stated reasons only (b), 25.4 Other accident only, 25.5 All other (b), 25.6 Totals (sum of Lines 25.1 to 25.5), 26 Totals (Lines 24 + 24.1 + 24.2 + 24.3 + 24.4 + 25.6). Large 'NONE' watermark is present.

(b) For health business on indicated lines report: Number of persons insured under PPO managed care products and number of persons insured under indemnity only products



ANNUAL STATEMENT FOR THE YEAR 2022 OF THE General Re Life Corporation

DIRECT BUSINESS IN THE STATE OF South Dakota

DURING THE YEAR 2022

NAIC Group Code 0031

LIFE INSURANCE

NAIC Company Code 86258

Table with 5 columns: 1 Ordinary, 2 Credit Life (Group and Individual), 3 Group, 4 Industrial, 5 Total. Rows include Direct Premiums and Annuity Considerations, Direct Dividends to Policyholders/Refunds to Members, Direct Claims and Benefits Paid, and Details of Write-ins.

NONE

Table with 10 columns: 1 No. of Pols. & Certifs., 2 Amount, 3 No. of Ind. Pols. & Gr. Certifs., 4 Amount, 5 No. of Certifs., 6 Amount, 7 No. of Pols. & Certifs., 8 Amount, 9 No. of Pols. & Certifs., 10 Amount. Rows include Direct Death Benefits and Matured Endowments Incurred and Policy Exhibit.

NONE

(a) Includes Individual Credit Life Insurance prior year \$, current year \$ Includes Group Credit Life Insurance Loans less than or equal to 60 months at issue, prior year \$, current year \$ Loans greater than 60 months at issue BUT NOT GREATER THAN 120 MONTHS, prior year \$, current year \$

ACCIDENT AND HEALTH INSURANCE

Table with 5 columns: 1 Direct Premiums, 2 Direct Premiums Earned, 3 Policyholder Dividends Paid, Refunds to Members or Credited on Direct Business, 4 Direct Losses Paid, 5 Direct Losses Incurred. Rows include Group Policies (b) and various health insurance details.

NONE

(b) For health business on indicated lines report: Number of persons insured under PPO managed care products and number of persons insured under indemnity only products



ANNUAL STATEMENT FOR THE YEAR 2022 OF THE General Re Life Corporation

DIRECT BUSINESS IN THE STATE OF Tennessee

DURING THE YEAR 2022

NAIC Group Code 0031

LIFE INSURANCE

NAIC Company Code 86258

Table with 5 columns: 1 Ordinary, 2 Credit Life (Group and Individual), 3 Group, 4 Industrial, 5 Total. Rows include: DIRECT PREMIUMS AND ANNUITY CONSIDERATIONS, DIRECT DIVIDENDS TO POLICYHOLDERS/REFUNDS TO MEMBERS, DIRECT CLAIMS AND BENEFITS PAID, DETAILS OF WRITE-INS. Large 'NONE' watermark is present.

Table with 10 columns: 1 No. of Pols. & Certifs., 2 Amount, 3 No. of Ind. Pols. & Gr. Certifs., 4 Amount, 5 No. of Certifs., 6 Amount, 7 No. of Pols. & Certifs., 8 Amount, 9 No. of Pols. & Certifs., 10 Amount. Rows include: DIRECT DEATH BENEFITS AND MATURED ENDOWMENTS INCURRED, POLICY EXHIBIT. Large 'NONE' watermark is present.

(a) Includes Individual Credit Life Insurance prior year \$, current year \$ Includes Group Credit Life Insurance Loans less than or equal to 60 months at issue, prior year \$, current year \$ Loans greater than 60 months at issue BUT NOT GREATER THAN 120 MONTHS, prior year \$, current year \$

ACCIDENT AND HEALTH INSURANCE

Table with 5 columns: 1 Direct Premiums, 2 Direct Premiums Earned, 3 Policyholder Dividends Paid, Refunds to Members or Credited on Direct Business, 4 Direct Losses Paid, 5 Direct Losses Incurred. Rows include: 24 Group Policies (b), 24.1 Federal Employees Health Benefits Plan premium (b), 24.2 Credit (Group and Individual), 24.3 Collectively renewable policies/certificates (b), 24.4 Medicare Title XVIII exempt from state taxes or fees, 24.5 Other Individual Policies: 25.1 Non-cancelable (b), 25.2 Guaranteed renewable (b), 25.3 Non-renewable for stated reasons only (b), 25.4 Other accident only, 25.5 All other (b), 25.6 Totals (sum of Lines 25.1 to 25.5), 26 Totals (Lines 24 + 24.1 + 24.2 + 24.3 + 24.4 + 25.6). Large 'NONE' watermark is present.

(b) For health business on indicated lines report: Number of persons insured under PPO managed care products and number of persons insured under indemnity only products



ANNUAL STATEMENT FOR THE YEAR 2022 OF THE General Re Life Corporation

DIRECT BUSINESS IN THE STATE OF Texas

DURING THE YEAR 2022

NAIC Group Code 0031

LIFE INSURANCE

NAIC Company Code 86258

Table with 5 columns: 1 Ordinary, 2 Credit Life (Group and Individual), 3 Group, 4 Industrial, 5 Total. Rows include Direct Premiums and Annuity Considerations, Direct Dividends to Policyholders/Refunds to Members, Direct Claims and Benefits Paid, and Details of Write-ins.

NONE

Table with 10 columns: 1 No. of Pols. & Certifs., 2 Amount, 3 No. of Ind. Pols. & Gr. Certifs., 4 Amount, 5 No. of Certifs., 6 Amount, 7 No. of Pols. & Certifs., 8 Amount, 9 No. of Pols. & Certifs., 10 Amount. Rows include Direct Death Benefits and Matured Endowments Incurred, and Policy Exhibit.

NONE

(a) Includes Individual Credit Life Insurance prior year \$, current year \$ Includes Group Credit Life Insurance Loans less than or equal to 60 months at issue, prior year \$, current year \$ Loans greater than 60 months at issue BUT NOT GREATER THAN 120 MONTHS, prior year \$, current year \$

ACCIDENT AND HEALTH INSURANCE

Table with 5 columns: 1 Direct Premiums, 2 Direct Premiums Earned, 3 Policyholder Dividends Paid, Refunds to Members or Credited on Direct Business, 4 Direct Losses Paid, 5 Direct Losses Incurred. Rows include Group Policies (b), Federal Employees Health Benefits Plan, Medicare Title XVIII, and other individual policies.

NONE

(b) For health business on indicated lines report: Number of persons insured under PPO managed care products and number of persons insured under indemnity only products



ANNUAL STATEMENT FOR THE YEAR 2022 OF THE General Re Life Corporation

DIRECT BUSINESS IN THE STATE OF Utah

DURING THE YEAR 2022

NAIC Group Code 0031

LIFE INSURANCE

NAIC Company Code 86258

Table with 5 columns: Ordinary, Credit Life (Group and Individual), Group, Industrial, Total. Rows include Direct Premiums and Annuity Considerations, Direct Dividends to Policyholders/Refunds to Members, Direct Claims and Benefits Paid, and Details of Write-ins.

NONE

Table with 10 columns: Ordinary (No. of Pols. & Certifs., Amount), Credit Life (No. of Ind. Pols. & Gr. Certifs., Amount), Group (No. of Certifs., Amount), Industrial (No. of Pols. & Certifs., Amount), Total (No. of Pols. & Certifs., Amount). Rows include Direct Death Benefits and Matured Endowments Incurred and Policy Exhibit.

NONE

(a) Includes Individual Credit Life Insurance prior year \$, current year \$ Includes Group Credit Life Insurance Loans less than or equal to 60 months at issue, prior year \$, current year \$ Loans greater than 60 months at issue BUT NOT GREATER THAN 120 MONTHS, prior year \$, current year \$

ACCIDENT AND HEALTH INSURANCE

Table with 5 columns: Direct Premiums, Direct Premiums Earned, Policyholder Dividends Paid, Refunds to Members or Credited on Direct Business, Direct Losses Paid, Direct Losses Incurred. Rows include Group Policies (b) and various sub-categories.

NONE

(b) For health business on indicated lines report: Number of persons insured under PPO managed care products and number of persons insured under indemnity only products



ANNUAL STATEMENT FOR THE YEAR 2022 OF THE General Re Life Corporation

DIRECT BUSINESS IN THE STATE OF Vermont
NAIC Group Code 0031

DURING THE YEAR 2022
NAIC Company Code 86258

LIFE INSURANCE

Table with 5 columns: Ordinary, Credit Life (Group and Individual), Group, Industrial, Total. Rows include Direct Premiums and Annuity Considerations, Direct Dividends to Policyholders/Refunds to Members, Direct Claims and Benefits Paid, and Details of Write-ins.

NONE

Table with 10 columns: Ordinary (No. of Pols. & Certifs., Amount), Credit Life (No. of Ind. Pols. & Gr. Certifs., Amount), Group (No. of Certifs., Amount), Industrial (No. of Pols. & Certifs., Amount), Total (No. of Pols. & Certifs., Amount). Rows include Direct Death Benefits and Matured Endowments Incurred and Policy Exhibit.

NONE

(a) Includes Individual Credit Life Insurance prior year \$, current year \$
Includes Group Credit Life Insurance Loans less than or equal to 60 months at issue, prior year \$, current year \$
Loans greater than 60 months at issue BUT NOT GREATER THAN 120 MONTHS, prior year \$, current year \$

ACCIDENT AND HEALTH INSURANCE

Table with 5 columns: Direct Premiums, Direct Premiums Earned, Policyholder Dividends Paid, Refunds to Members or Credited on Direct Business, Direct Losses Paid, Direct Losses Incurred. Rows include Group Policies (b) and various sub-categories.

NONE

(b) For health business on indicated lines report: Number of persons insured under PPO managed care products and number of persons insured under indemnity only products



ANNUAL STATEMENT FOR THE YEAR 2022 OF THE General Re Life Corporation

DIRECT BUSINESS IN THE STATE OF Virginia

DURING THE YEAR 2022

NAIC Group Code 0031

LIFE INSURANCE

NAIC Company Code 86258

Table with 5 columns: DIRECT PREMIUMS AND ANNUITY CONSIDERATIONS, 1 Ordinary, 2 Credit Life (Group and Individual), 3 Group, 4 Industrial, 5 Total. Rows include Life insurance, Annuity considerations, Death benefits, etc. A large 'NONE' watermark is present.

Table with 10 columns: DIRECT DEATH BENEFITS AND MATURED ENDOWMENTS INCURRED, Ordinary (1, 2), Credit Life (3, 4), Group (5, 6), Industrial (7, 8), Total (9, 10). Rows include Unpaid December 31, prior year, Incurred during current year, etc. A large 'NONE' watermark is present.

(a) Includes Individual Credit Life Insurance prior year \$, current year \$ Includes Group Credit Life Insurance Loans less than or equal to 60 months at issue, prior year \$, current year \$ Loans greater than 60 months at issue BUT NOT GREATER THAN 120 MONTHS, prior year \$, current year \$

ACCIDENT AND HEALTH INSURANCE

Table with 5 columns: 1 Direct Premiums, 2 Direct Premiums Earned, 3 Policyholder Dividends Paid, Refunds to Members or Credited on Direct Business, 4 Direct Losses Paid, 5 Direct Losses Incurred. Rows include Group Policies, Federal Employees Health Benefits Plan, Medicare Title XVIII, etc. A large 'NONE' watermark is present.

(b) For health business on indicated lines report: Number of persons insured under PPO managed care products and number of persons insured under indemnity only products



ANNUAL STATEMENT FOR THE YEAR 2022 OF THE General Re Life Corporation

DIRECT BUSINESS IN THE STATE OF Washington

DURING THE YEAR 2022

NAIC Group Code 0031

LIFE INSURANCE

NAIC Company Code 86258

Table with 5 columns: Ordinary, Credit Life (Group and Individual), Group, Industrial, Total. Rows include Direct Premiums and Annuity Considerations, Direct Dividends to Policyholders/Refunds to Members, Direct Claims and Benefits Paid, and Details of Write-Ins.

NONE

Table with 10 columns: Ordinary (No. of Pols. & Certifs., Amount), Credit Life (No. of Ind. Pols. & Gr. Certifs., Amount), Group (No. of Certifs., Amount), Industrial (No. of Pols. & Certifs., Amount), Total (No. of Pols. & Certifs., Amount). Rows include Direct Death Benefits and Matured Endowments Incurred and Policy Exhibit.

NONE

(a) Includes Individual Credit Life Insurance prior year \$, current year \$ Includes Group Credit Life Insurance Loans less than or equal to 60 months at issue, prior year \$, current year \$ Loans greater than 60 months at issue BUT NOT GREATER THAN 120 MONTHS, prior year \$, current year \$

ACCIDENT AND HEALTH INSURANCE

Table with 5 columns: Direct Premiums, Direct Premiums Earned, Policyholder Dividends Paid, Refunds to Members or Credited on Direct Business, Direct Losses Paid, Direct Losses Incurred. Rows include Group Policies (b) and various sub-categories.

NONE

(b) For health business on indicated lines report: Number of persons insured under PPO managed care products and number of persons insured under indemnity only products



ANNUAL STATEMENT FOR THE YEAR 2022 OF THE General Re Life Corporation

DIRECT BUSINESS IN THE STATE OF West Virginia

DURING THE YEAR 2022

NAIC Group Code 0031

LIFE INSURANCE

NAIC Company Code 86258

Table with 5 columns: DIRECT PREMIUMS AND ANNUITY CONSIDERATIONS, 1 Ordinary, 2 Credit Life (Group and Individual), 3 Group, 4 Industrial, 5 Total. Rows include Life insurance, Annuity considerations, and Grand Totals.

NONE

Table with 10 columns: DIRECT DEATH BENEFITS AND MATURED ENDOWMENTS INCURRED, Ordinary (1, 2), Credit Life (3, 4), Group (5, 6), Industrial (7, 8), Total (9, 10). Rows include Unpaid December 31, prior year, Incurred during current year, and Policy Exhibit.

NONE

(a) Includes Individual Credit Life Insurance prior year \$, current year \$ Includes Group Credit Life Insurance Loans less than or equal to 60 months at issue, prior year \$, current year \$ Loans greater than 60 months at issue BUT NOT GREATER THAN 120 MONTHS, prior year \$, current year \$

ACCIDENT AND HEALTH INSURANCE

Table with 5 columns: 1 Direct Premiums, 2 Direct Premiums Earned, 3 Policyholder Dividends Paid, Refunds to Members or Credited on Direct Business, 4 Direct Losses Paid, 5 Direct Losses Incurred. Rows include Group Policies, Federal Employees Health Benefits Plan, Medicare Title XVIII, and Totals.

NONE

(b) For health business on indicated lines report: Number of persons insured under PPO managed care products and number of persons insured under indemnity only products



ANNUAL STATEMENT FOR THE YEAR 2022 OF THE General Re Life Corporation

DIRECT BUSINESS IN THE STATE OF Wisconsin

DURING THE YEAR 2022

NAIC Group Code 0031

LIFE INSURANCE

NAIC Company Code 86258

Table with 5 columns: 1 Ordinary, 2 Credit Life (Group and Individual), 3 Group, 4 Industrial, 5 Total. Rows include: DIRECT PREMIUMS AND ANNUITY CONSIDERATIONS, DIRECT DIVIDENDS TO POLICYHOLDERS/REFUNDS TO MEMBERS, DIRECT CLAIMS AND BENEFITS PAID, DETAILS OF WRITE-INS. Large 'NONE' watermark is present.

Table with 10 columns: 1 No. of Pols. & Certifs., 2 Amount, 3 No. of Ind. Pols. & Gr. Certifs., 4 Amount, 5 No. of Certifs., 6 Amount, 7 No. of Pols. & Certifs., 8 Amount, 9 No. of Pols. & Certifs., 10 Amount. Rows include: DIRECT DEATH BENEFITS AND MATURED ENDOWMENTS INCURRED, POLICY EXHIBIT. Large 'NONE' watermark is present.

(a) Includes Individual Credit Life Insurance prior year \$, current year \$ Includes Group Credit Life Insurance Loans less than or equal to 60 months at issue, prior year \$, current year \$ Loans greater than 60 months at issue BUT NOT GREATER THAN 120 MONTHS, prior year \$, current year \$

ACCIDENT AND HEALTH INSURANCE

Table with 5 columns: 1 Direct Premiums, 2 Direct Premiums Earned, 3 Policyholder Dividends Paid, Refunds to Members or Credited on Direct Business, 4 Direct Losses Paid, 5 Direct Losses Incurred. Rows include: 24 Group Policies (b), 24.1 Federal Employees Health Benefits Plan premium (b), 24.2 Credit (Group and Individual), 24.3 Collectively renewable policies/certificates (b), 24.4 Medicare Title XVIII exempt from state taxes or fees, 24.5 Other Individual Policies: 25.1 Non-cancelable (b), 25.2 Guaranteed renewable (b), 25.3 Non-renewable for stated reasons only (b), 25.4 Other accident only, 25.5 All other (b), 25.6 Totals (sum of Lines 25.1 to 25.5), 26 Totals (Lines 24 + 24.1 + 24.2 + 24.3 + 24.4 + 25.6). Large 'NONE' watermark is present.

(b) For health business on indicated lines report: Number of persons insured under PPO managed care products and number of persons insured under indemnity only products



ANNUAL STATEMENT FOR THE YEAR 2022 OF THE General Re Life Corporation

DIRECT BUSINESS IN THE STATE OF Wyoming
NAIC Group Code 0031

DURING THE YEAR 2022
NAIC Company Code 86258

LIFE INSURANCE

Table with 5 columns: Ordinary, Credit Life (Group and Individual), Group, Industrial, Total. Rows include Direct Premiums and Annuity Considerations, Direct Dividends to Policyholders/Refunds to Members, Direct Claims and Benefits Paid, and Details of Write-ins.

NONE

Table with 10 columns: Ordinary (No. of Pols. & Certifs., Amount), Credit Life (No. of Ind. Pols. & Gr. Certifs., Amount), Group (No. of Certifs., Amount), Industrial (No. of Pols. & Certifs., Amount), Total (No. of Pols. & Certifs., Amount). Rows include Direct Death Benefits and Matured Endowments Incurred and Policy Exhibit.

NONE

(a) Includes Individual Credit Life Insurance prior year \$, current year \$
Includes Group Credit Life Insurance Loans less than or equal to 60 months at issue, prior year \$, current year \$
Loans greater than 60 months at issue BUT NOT GREATER THAN 120 MONTHS, prior year \$, current year \$

ACCIDENT AND HEALTH INSURANCE

Table with 5 columns: Direct Premiums, Direct Premiums Earned, Policyholder Dividends Paid, Refunds to Members or Credited on Direct Business, Direct Losses Paid, Direct Losses Incurred. Rows include Group Policies, Federal Employees Health Benefits Plan, Medicare Title XVIII, and other individual policies.

NONE

(b) For health business on indicated lines report: Number of persons insured under PPO managed care products and number of persons insured under indemnity only products



ANNUAL STATEMENT FOR THE YEAR 2022 OF THE General Re Life Corporation

DIRECT BUSINESS IN THE STATE OF American Samoa

DURING THE YEAR 2022

NAIC Group Code 0031

LIFE INSURANCE

NAIC Company Code 86258

Table with 5 columns: 1 Ordinary, 2 Credit Life (Group and Individual), 3 Group, 4 Industrial, 5 Total. Rows include: DIRECT PREMIUMS AND ANNUITY CONSIDERATIONS, DIRECT DIVIDENDS TO POLICYHOLDERS/REFUNDS TO MEMBERS, DIRECT CLAIMS AND BENEFITS PAID, DETAILS OF WRITE-INS. Large 'NONE' watermark is present.

Table with 10 columns: 1 No. of Pols. & Certifs., 2 Amount, 3 No. of Ind. Pols. & Gr. Certifs., 4 Amount, 5 No. of Certifs., 6 Amount, 7 No. of Pols. & Certifs., 8 Amount, 9 No. of Pols. & Certifs., 10 Amount. Rows include: DIRECT DEATH BENEFITS AND MATURED ENDOWMENTS INCURRED, POLICY EXHIBIT. Large 'NONE' watermark is present.

(a) Includes Individual Credit Life Insurance prior year \$, current year \$ Includes Group Credit Life Insurance Loans less than or equal to 60 months at issue, prior year \$, current year \$ Loans greater than 60 months at issue BUT NOT GREATER THAN 120 MONTHS, prior year \$, current year \$

ACCIDENT AND HEALTH INSURANCE

Table with 5 columns: 1 Direct Premiums, 2 Direct Premiums Earned, 3 Policyholder Dividends Paid, Refunds to Members or Credited on Direct Business, 4 Direct Losses Paid, 5 Direct Losses Incurred. Rows include: 24 Group Policies (b), 24.1 Federal Employees Health Benefits Plan premium (b), 24.2 Credit (Group and Individual), 24.3 Collectively renewable policies/certificates (b), 24.4 Medicare Title XVIII exempt from state taxes or fees, 24.5 Other Individual Policies: 25.1 Non-cancelable (b), 25.2 Guaranteed renewable (b), 25.3 Non-renewable for stated reasons only (b), 25.4 Other accident only, 25.5 All other (b), 25.6 Totals (sum of Lines 25.1 to 25.5), 26 Totals (Lines 24 + 24.1 + 24.2 + 24.3 + 24.4 + 25.6). Large 'NONE' watermark is present.

(b) For health business on indicated lines report: Number of persons insured under PPO managed care products and number of persons insured under indemnity only products



ANNUAL STATEMENT FOR THE YEAR 2022 OF THE General Re Life Corporation

DIRECT BUSINESS IN THE STATE OF Guam
NAIC Group Code 0031

DURING THE YEAR 2022
NAIC Company Code 86258

LIFE INSURANCE

Table with 5 columns: Ordinary, Credit Life (Group and Individual), Group, Industrial, Total. Rows include Direct Premiums and Annuity Considerations, Direct Dividends to Policyholders/Refunds to Members, Direct Claims and Benefits Paid, and Details of Write-ins.

NONE

Table with 10 columns: Ordinary (No. of Pols. & Certifs., Amount), Credit Life (No. of Ind. Pols. & Gr. Certifs., Amount), Group (No. of Certifs., Amount), Industrial (No. of Pols. & Certifs., Amount), Total (No. of Pols. & Certifs., Amount). Rows include Direct Death Benefits and Matured Endowments Incurred and Policy Exhibit.

NONE

(a) Includes Individual Credit Life Insurance prior year \$, current year \$
Includes Group Credit Life Insurance Loans less than or equal to 60 months at issue, prior year \$, current year \$
Loans greater than 60 months at issue BUT NOT GREATER THAN 120 MONTHS, prior year \$, current year \$

ACCIDENT AND HEALTH INSURANCE

Table with 5 columns: Direct Premiums, Direct Premiums Earned, Policyholder Dividends Paid, Refunds to Members or Credited on Direct Business, Direct Losses Paid, Direct Losses Incurred. Rows include Group Policies (b) and various sub-categories.

NONE

(b) For health business on indicated lines report: Number of persons insured under PPO managed care products and number of persons insured under indemnity only products



ANNUAL STATEMENT FOR THE YEAR 2022 OF THE General Re Life Corporation

DIRECT BUSINESS IN THE STATE OF Puerto Rico

DURING THE YEAR 2022

NAIC Group Code 0031

LIFE INSURANCE

NAIC Company Code 86258

Table with 5 columns: DIRECT PREMIUMS AND ANNUITY CONSIDERATIONS, 1 Ordinary, 2 Credit Life (Group and Individual), 3 Group, 4 Industrial, 5 Total. Rows include Life insurance, Annuity considerations, and various dividend and claim categories.

NONE

Table with 10 columns: DIRECT DEATH BENEFITS AND MATURED ENDOWMENTS INCURRED, Ordinary (1, 2), Credit Life (3, 4), Group (5, 6), Industrial (7, 8), Total (9, 10). Rows include Unpaid December 31, Incurred during current year, and Policy Exhibit.

NONE

(a) Includes Individual Credit Life Insurance prior year \$, current year \$ Includes Group Credit Life Insurance Loans less than or equal to 60 months at issue, prior year \$, current year \$ Loans greater than 60 months at issue BUT NOT GREATER THAN 120 MONTHS, prior year \$, current year \$

ACCIDENT AND HEALTH INSURANCE

Table with 5 columns: 1 Direct Premiums, 2 Direct Premiums Earned, 3 Policyholder Dividends Paid, Refunds to Members or Credited on Direct Business, 4 Direct Losses Paid, 5 Direct Losses Incurred. Rows include Group Policies, Federal Employees Health Benefits Plan, Medicare Title XVIII, and various accident types.

NONE

(b) For health business on indicated lines report: Number of persons insured under PPO managed care products and number of persons insured under indemnity only products



ANNUAL STATEMENT FOR THE YEAR 2022 OF THE General Re Life Corporation

DIRECT BUSINESS IN THE STATE OF U.S. Virgin Islands

DURING THE YEAR 2022

NAIC Group Code 0031

LIFE INSURANCE

NAIC Company Code 86258

Table with 5 columns: 1 Ordinary, 2 Credit Life (Group and Individual), 3 Group, 4 Industrial, 5 Total. Rows include: DIRECT PREMIUMS AND ANNUITY CONSIDERATIONS, DIRECT DIVIDENDS TO POLICYHOLDERS/REFUNDS TO MEMBERS, DIRECT CLAIMS AND BENEFITS PAID, DETAILS OF WRITE-INS. Large 'NONE' watermark is present.

Table with 10 columns: 1 No. of Pols. & Certifs., 2 Amount, 3 No. of Ind. Pols. & Gr. Certifs., 4 Amount, 5 No. of Certifs., 6 Amount, 7 No. of Pols. & Certifs., 8 Amount, 9 No. of Pols. & Certifs., 10 Amount. Rows include: DIRECT DEATH BENEFITS AND MATURED ENDOWMENTS INCURRED, POLICY EXHIBIT. Large 'NONE' watermark is present.

(a) Includes Individual Credit Life Insurance prior year \$, current year \$ Includes Group Credit Life Insurance Loans less than or equal to 60 months at issue, prior year \$, current year \$ Loans greater than 60 months at issue BUT NOT GREATER THAN 120 MONTHS, prior year \$, current year \$

ACCIDENT AND HEALTH INSURANCE

Table with 5 columns: 1 Direct Premiums, 2 Direct Premiums Earned, 3 Policyholder Dividends Paid, Refunds to Members or Credited on Direct Business, 4 Direct Losses Paid, 5 Direct Losses Incurred. Rows include: 24 Group Policies (b), 24.1 Federal Employees Health Benefits Plan premium (b), 24.2 Credit (Group and Individual), 24.3 Collectively renewable policies/certificates (b), 24.4 Medicare Title XVIII exempt from state taxes or fees, 24.5 Other Individual Policies: 25.1 Non-cancelable (b), 25.2 Guaranteed renewable (b), 25.3 Non-renewable for stated reasons only (b), 25.4 Other accident only, 25.5 All other (b), 25.6 Totals (sum of Lines 25.1 to 25.5), 26 Totals (Lines 24 + 24.1 + 24.2 + 24.3 + 24.4 + 25.6). Large 'NONE' watermark is present.

(b) For health business on indicated lines report: Number of persons insured under PPO managed care products and number of persons insured under indemnity only products



ANNUAL STATEMENT FOR THE YEAR 2022 OF THE General Re Life Corporation

DIRECT BUSINESS IN THE STATE OF Northern Mariana Islands

DURING THE YEAR 2022

NAIC Group Code 0031

LIFE INSURANCE

NAIC Company Code 86258

Table with 5 columns: 1 Ordinary, 2 Credit Life (Group and Individual), 3 Group, 4 Industrial, 5 Total. Rows include: DIRECT PREMIUMS AND ANNUITY CONSIDERATIONS, DIRECT DIVIDENDS TO POLICYHOLDERS/REFUNDS TO MEMBERS, DIRECT CLAIMS AND BENEFITS PAID, DETAILS OF WRITE-INS. Large 'NONE' watermark is present.

Table with 10 columns: 1 No. of Pols. & Certifs., 2 Amount, 3 No. of Ind. Pols. & Gr. Certifs., 4 Amount, 5 No. of Certifs., 6 Amount, 7 No. of Pols. & Certifs., 8 Amount, 9 No. of Pols. & Certifs., 10 Amount. Rows include: DIRECT DEATH BENEFITS AND MATURED ENDOWMENTS INCURRED, POLICY EXHIBIT. Large 'NONE' watermark is present.

(a) Includes Individual Credit Life Insurance prior year \$, current year \$ Includes Group Credit Life Insurance Loans less than or equal to 60 months at issue, prior year \$, current year \$ Loans greater than 60 months at issue BUT NOT GREATER THAN 120 MONTHS, prior year \$, current year \$

ACCIDENT AND HEALTH INSURANCE

Table with 5 columns: 1 Direct Premiums, 2 Direct Premiums Earned, 3 Policyholder Dividends Paid, Refunds to Members or Credited on Direct Business, 4 Direct Losses Paid, 5 Direct Losses Incurred. Rows include: 24 Group Policies (b), 24.1 Federal Employees Health Benefits Plan premium (b), 24.2 Credit (Group and Individual), 24.3 Collectively renewable policies/certificates (b), 24.4 Medicare Title XVIII exempt from state taxes or fees, 24.5 Other Individual Policies: 25.1 Non-cancelable (b), 25.2 Guaranteed renewable (b), 25.3 Non-renewable for stated reasons only (b), 25.4 Other accident only, 25.5 All other (b), 25.6 Totals (sum of Lines 25.1 to 25.5), 26 Totals (Lines 24 + 24.1 + 24.2 + 24.3 + 24.4 + 25.6). Large 'NONE' watermark is present.

(b) For health business on indicated lines report: Number of persons insured under PPO managed care products and number of persons insured under indemnity only products



ANNUAL STATEMENT FOR THE YEAR 2022 OF THE General Re Life Corporation

DIRECT BUSINESS IN THE STATE OF Canada

DURING THE YEAR 2022

NAIC Group Code 0031

LIFE INSURANCE

NAIC Company Code 86258

Table with 5 columns: DIRECT PREMIUMS AND ANNUITY CONSIDERATIONS, 1 Ordinary, 2 Credit Life (Group and Individual), 3 Group, 4 Industrial, 5 Total. Rows include Life insurance, Annuity considerations, Death benefits, etc. A large 'NONE' watermark is present across the table.

Table with 10 columns: DIRECT DEATH BENEFITS AND MATURED ENDOWMENTS INCURRED, Ordinary (1, 2), Credit Life (3, 4), Group (5, 6), Industrial (7, 8), Total (9, 10). Rows include Unpaid December 31, prior year, Incurred during current year, etc. A large 'NONE' watermark is present across the table.

(a) Includes Individual Credit Life Insurance prior year \$, current year \$ Includes Group Credit Life Insurance Loans less than or equal to 60 months at issue, prior year \$, current year \$ Loans greater than 60 months at issue BUT NOT GREATER THAN 120 MONTHS, prior year \$, current year \$

ACCIDENT AND HEALTH INSURANCE

Table with 5 columns: 1 Direct Premiums, 2 Direct Premiums Earned, 3 Policyholder Dividends Paid, Refunds to Members or Credited on Direct Business, 4 Direct Losses Paid, 5 Direct Losses Incurred. Rows include Group Policies (b), Federal Employees Health Benefits Plan, etc. A large 'NONE' watermark is present across the table.

(b) For health business on indicated lines report: Number of persons insured under PPO managed care products and number of persons insured under indemnity only products



ANNUAL STATEMENT FOR THE YEAR 2022 OF THE General Re Life Corporation

DIRECT BUSINESS IN THE STATE OF Grand Total

DURING THE YEAR 2022

NAIC Group Code 0031

LIFE INSURANCE

NAIC Company Code 86258

Table with 5 columns: 1 Ordinary, 2 Credit Life (Group and Individual), 3 Group, 4 Industrial, 5 Total. Rows include: DIRECT PREMIUMS AND ANNUITY CONSIDERATIONS, DIRECT DIVIDENDS TO POLICYHOLDERS/REFUNDS TO MEMBERS, DIRECT CLAIMS AND BENEFITS PAID, DETAILS OF WRITE-INS. Large 'NONE' watermark is present.

Table with 10 columns: 1 No. of Pols. & Certifs., 2 Amount, 3 No. of Ind. Pols. & Gr. Certifs., 4 Amount, 5 No. of Certifs., 6 Amount, 7 No. of Pols. & Certifs., 8 Amount, 9 No. of Pols. & Certifs., 10 Amount. Rows include: DIRECT DEATH BENEFITS AND MATURED ENDOWMENTS INCURRED, POLICY EXHIBIT. Large 'NONE' watermark is present.

(a) Includes Individual Credit Life Insurance prior year \$, current year \$ Includes Group Credit Life Insurance Loans less than or equal to 60 months at issue, prior year \$, current year \$ Loans greater than 60 months at issue BUT NOT GREATER THAN 120 MONTHS, prior year \$, current year \$

ACCIDENT AND HEALTH INSURANCE

Table with 5 columns: 1 Direct Premiums, 2 Direct Premiums Earned, 3 Policyholder Dividends Paid, Refunds to Members or Credited on Direct Business, 4 Direct Losses Paid, 5 Direct Losses Incurred. Rows include: 24 Group Policies (b), 24.1 Federal Employees Health Benefits Plan premium (b), 24.2 Credit (Group and Individual), 24.3 Collectively renewable policies/certificates (b), 24.4 Medicare Title XVIII exempt from state taxes or fees, 24.5 Other Individual Policies: 25.1 Non-cancelable (b), 25.2 Guaranteed renewable (b), 25.3 Non-renewable for stated reasons only (b), 25.4 Other accident only, 25.5 All other (b), 25.6 Totals (sum of Lines 25.1 to 25.5), 26 Totals (Lines 24 + 24.1 + 24.2 + 24.3 + 24.4 + 25.6). Large 'NONE' watermark is present.

(b) For health business on indicated lines report: Number of persons insured under PPO managed care products and number of persons insured under indemnity only products

ANNUAL STATEMENT FOR THE YEAR 2022 OF THE General Re Life Corporation

EXHIBIT OF LIFE INSURANCE

(\$000 Omitted for Amounts of Life Insurance)

	Industrial		Ordinary		Credit Life (Group and Individual)		Group			10 Total Amount of Insurance
	1 Number of Policies	2 Amount of Insurance	3 Number of Policies	4 Amount of Insurance	5 Number of Individual Policies and Group Certificates	6 Amount of Insurance	8 Number of		9 Amount of Insurance	
							7 Policies	Certificates		
1. In force end of prior year			4,809,706	276,571,460	1,548,390	11,724,304	286,692	161,722	38,229,728	326,525,492
2. Issued during year										
3. Reinsurance assumed			452,493	69,344,477	125,572	950,820	57,721	14,876	3,830,992	74,126,289
4. Revived during year			13,686	2,344,820						2,344,820
5. Increased during year (net)			5	1,450,557			60	2,539	4,929,226	6,379,783
6. Subtotals, Lines 2 to 5			466,184	73,139,854	125,572	950,820	57,781	17,415	8,760,218	82,850,892
7. Additions by dividends during year	XXX		XXX		XXX		XXX	XXX		
8. Aggregate write-ins for increases										
9. Totals (Lines 1 and 6 to 8)			5,275,890	349,711,314	1,673,962	12,675,124	344,473	179,137	46,989,946	409,376,384
Deductions during year:										
10. Death			16,324	800,953			XXX	102	63,452	864,405
11. Maturity			69	122			XXX			122
12. Disability			83	2,410			XXX		2,409	4,819
13. Expiry			71	778						778
14. Surrender			60	17,845						17,845
15. Lapse			248,940	18,919,176			771	1,969	5,410,206	24,329,382
16. Conversion			(2,760)	(635,972)			XXX	XXX	XXX	(635,972)
17. Decreased (net)				1,567,254			33	100,980	10,781,001	12,348,255
18. Reinsurance										
19. Aggregate write-ins for decreases				2,072,528					1,028,313	3,100,841
20. Totals (Lines 10 to 19)			262,787	22,745,094			804	103,051	17,285,381	40,030,475
21. In force end of year (b) (Line 9 minus Line 20)			5,013,103	326,966,220	1,673,962	12,675,124	343,669	76,086	29,704,565	369,345,909
22. Reinsurance ceded end of year	XXX		XXX	13,565,433	XXX		XXX	XXX		13,565,433
23. Line 21 minus Line 22	XXX		XXX	313,400,787	XXX	(a) 12,675,124	XXX	XXX	29,704,565	355,780,476
DETAILS OF WRITE-INS										
0801.										
0802.										
0803.										
0898. Summary of remaining write-ins for Line 8 from overflow page										
0899. TOTALS (Lines 0801 thru 0803 plus 0898) (Line 8 above)										
1901. Foreign currency				2,072,528					1,028,313	3,100,841
1902.										
1903.										
1998. Summary of remaining write-ins for Line 19 from overflow page										
1999. TOTALS (Lines 1901 thru 1903 plus 1998) (Line 19 above)				2,072,528					1,028,313	3,100,841

Life, Accident and Health Companies Only:

(a) Group \$; Individual \$

Fraternal Benefit Societies Only:

(b) Paid-up insurance included in the final totals of Line 21 (including additions to certificates) number of certificates , Amount \$

Additional accidental death benefits included in life certificates were in amount \$, Does the society collect any contributions from members for general expenses of the society under fully paid-up certificates? Yes [] No []

If not, how are such expenses met?

.....

ANNUAL STATEMENT FOR THE YEAR 2022 OF THE General Re Life Corporation

EXHIBIT OF LIFE INSURANCE

(\$000 Omitted for Amounts of Life Insurance) (Continued)
ADDITIONAL INFORMATION ON INSURANCE IN FORCE END OF YEAR

	Industrial		Ordinary	
	1 Number of Policies	2 Amount of Insurance	3 Number of Policies	4 Amount of Insurance
24. Additions by dividends	XXX		XXX	62
25. Other paid-up insurance			3,908	12,558
26. Debit ordinary insurance	XXX	XXX		

ADDITIONAL INFORMATION ON ORDINARY INSURANCE

Term Insurance Excluding Extended Term Insurance	Issued During Year (Included in Line 2)		In Force End of Year (Included in Line 21)	
	1 Number of Policies	2 Amount of Insurance	3 Number of Policies	4 Amount of Insurance
27. Term policies - decreasing			123	3,246
28. Term policies - other			5,006,556	326,704,928
29. Other term insurance - decreasing	XXX		XXX	
30. Other term insurance	XXX		XXX	2
31. Totals (Lines 27 to 30)			5,006,679	326,708,176
Reconciliation to Lines 2 and 21:				
32. Term additions	XXX		XXX	
33. Totals, extended term insurance	XXX	XXX	865	9,865
34. Totals, whole life and endowment			5,559	248,178
35. Totals (Lines 31 to 34)			5,013,103	326,966,219

CLASSIFICATION OF AMOUNT OF INSURANCE BY PARTICIPATING STATUS

	Issued During Year (Included in Line 2)		In Force End of Year (Included in Line 21)	
	1 Non-Participating	2 Participating	3 Non-Participating	4 Participating
36. Industrial				
37. Ordinary			326,860,560	105,659
38. Credit Life (Group and Individual)			12,675,125	
39. Group			29,704,566	
40. Totals (Lines 36 to 39)			369,240,251	105,659

ADDITIONAL INFORMATION ON CREDIT LIFE AND GROUP INSURANCE

	Credit Life		Group	
	1 Number of Individual Policies and Group Certificates	2 Amount of Insurance	3 Number of Certificates	4 Amount of Insurance
41. Amount of insurance included in Line 2 ceded to other companies	XXX		XXX	
42. Number in force end of year if the number under shared groups is counted on a pro-rata basis		XXX		XXX
43. Federal Employees' Group Life Insurance included in Line 21				
44. Servicemen's Group Life Insurance included in Line 21				
45. Group Permanent Insurance included in Line 21				

ADDITIONAL ACCIDENTAL DEATH BENEFITS

46. Amount of additional accidental death benefits in force end of year under ordinary policies	255,632
---	---------

BASIS OF CALCULATION OF ORDINARY TERM INSURANCE

47. State basis of calculation of (47.1) decreasing term insurance contained in Family Income, Mortgage Protection, etc., policies and riders and of (47.2) term insurance on wife and children under Family, Parent and Children, etc., policies and riders included above.	
47.1	
47.2	

POLICIES WITH DISABILITY PROVISIONS

Disability Provisions	Industrial		Ordinary		Credit		Group	
	1 Number of Policies	2 Amount of Insurance	3 Number of Policies	4 Amount of Insurance	5 Number of Policies	6 Amount of Insurance	7 Number of Certificates	8 Amount of Insurance
48. Waiver of Premium			18	313				
49. Disability Income								
50. Extended Benefits			XXX	XXX				
51. Other								
52. Total		(a)	18	(a) 313		(a)		(a)

(a) See the Annual Audited Financial Reports section of the annual statement instructions

EXHIBIT OF NUMBER OF POLICIES, CONTRACTS, CERTIFICATES, INCOME PAYABLE AND ACCOUNT VALUES IN FORCE FOR SUPPLEMENTARY CONTRACTS, ANNUITIES, ACCIDENT & HEALTH AND OTHER POLICIES

SUPPLEMENTARY CONTRACTS

	Ordinary		Group	
	1 Involving Life Contingencies	2 Not Involving Life Contingencies	3 Involving Life Contingencies	4 Not Involving Life Contingencies
1. In force end of prior year	10	1	76	
2. Issued during year				
3. Reinsurance assumed				
4. Increased during year (net)				
5. Totals (Lines 1 to 4)	10	1	76	
Deductions during year:				
6. Decreased (net)			76	
7. Reinsurance ceded				
8. Totals (Lines 6 and 7)			76	
9. In force end of year (line 5 minus line 8)	10	1		
10. Amount on deposit		(a) 28,701		(a)
11. Income now payable	10	2		
12. Amount of income payable	(a) 9,015	(a) 22,011	(a)	(a)

ANNUITIES

	Ordinary		Group	
	1 Immediate	2 Deferred	3 Contracts	4 Certificates
1. In force end of prior year		372		
2. Issued during year				
3. Reinsurance assumed				
4. Increased during year (net)				
5. Totals (Lines 1 to 4)		372		
Deductions during year:				
6. Decreased (net)		15		
7. Reinsurance ceded				
8. Totals (Lines 6 and 7)		15		
9. In force end of year (line 5 minus line 8)		357		
Income now payable:				
10. Amount of income payable	(a)	XXX	XXX	(a)
Deferred fully paid:				
11. Account balance	XXX	(a)	XXX	(a)
Deferred not fully paid:				
12. Account balance	XXX	(a)	XXX	(a)

ACCIDENT AND HEALTH INSURANCE

	Group		Credit		Other	
	1 Certificates	2 Premiums in Force	3 Policies	4 Premiums in Force	5 Policies	6 Premiums in Force
1. In force end of prior year	195,244	195,244			731,616	384,860,619
2. Issued during year						
3. Reinsurance assumed	11,164	9,603,649			74,406	19,591,474
4. Increased during year (net)		XXX		XXX		XXX
5. Totals (Lines 1 to 4)	206,408	XXX		XXX	806,022	XXX
Deductions during year:						
6. Conversions		XXX	XXX	XXX	XXX	XXX
7. Decreased (net)	12,919	XXX		XXX	85,595	XXX
8. Reinsurance ceded		XXX		XXX		XXX
9. Totals (Lines 6 to 8)	12,919	XXX		XXX	85,595	XXX
10. In force end of year (line 5 minus line 9)	193,489	(a) 17,673,613		(a)	720,427	(a) 404,439,741

DEPOSIT FUNDS AND DIVIDEND ACCUMULATIONS

	1	2
	Deposit Funds Contracts	Dividend Accumulations Contracts
1. In force end of prior year	75	640
2. Issued during year		
3. Reinsurance assumed		
4. Increased during year (net)		
5. Totals (Lines 1 to 4)	75	640
Deductions During Year:		
6. Decreased (net)		51
7. Reinsurance ceded		
8. Totals (Lines 6 and 7)		51
9. In force end of year (line 5 minus line 8)	75	589
10. Amount of account balance	(a) 238,870	(a) 602,966

(a) See the Annual Audited Financial Reports section of the annual statement instructions.

ANNUAL STATEMENT FOR THE YEAR 2022 OF THE General Re Life Corporation
FORM FOR CALCULATING THE INTEREST MAINTENANCE RESERVE

INTEREST MAINTENANCE RESERVE

	1 Amount
1. Reserve as of December 31, Prior Year	2,126,929
2. Current year's realized pre-tax capital gains/(losses) of \$ transferred into the reserve net of taxes of \$ 18	(18)
3. Adjustment for current year's liability gains/(losses) released from the reserve	
4. Balance before reduction for amount transferred to Summary of Operations (Line 1 + Line 2 + Line 3)	2,126,911
5. Current year's amortization released to Summary of Operations (Amortization, Line 1, Column 4)	958,929
6. Reserve as of December 31, current year (Line 4 minus Line 5)	1,167,982

AMORTIZATION

	1	2	3	4
Year of Amortization	Reserve as of December 31, Prior Year	Current Year's Realized Capital Gains/(Losses) Transferred into the Reserve Net of Taxes	Adjustment for Current Year's Liability Gains/(Losses) Released From the Reserve	Balance Before Reduction for Current Year's Amortization (Cols. 1 + 2 + 3)
1. 2022	958,946	(18)		958,928
2. 2023	459,629			459,629
3. 2024	216,432			216,432
4. 2025	182,003			182,003
5. 2026	136,057			136,057
6. 2027	96,598			96,598
7. 2028	58,635			58,635
8. 2029	18,699			18,699
9. 2030	(70)			(70)
10. 2031				
11. 2032				
12. 2033				
13. 2034				
14. 2035				
15. 2036				
16. 2037				
17. 2038				
18. 2039				
19. 2040				
20. 2041				
21. 2042				
22. 2043				
23. 2044				
24. 2045				
25. 2046				
26. 2047				
27. 2048				
28. 2049				
29. 2050				
30. 2051				
31. 2052 and Later				
32. Total (Lines 1 to 31)	2,126,929	(18)		2,126,911

ANNUAL STATEMENT FOR THE YEAR 2022 OF THE General Re Life Corporation

ASSET VALUATION RESERVE

	Default Component			Equity Component			7 Total Amount (Cols. 3 + 6)
	1 Other Than Mortgage Loans	2 Mortgage Loans	3 Total (Cols. 1 + 2)	4 Common Stock	5 Real Estate and Other Invested Assets	6 Total (Cols. 4 + 5)	
1. Reserve as of December 31, prior year	20,602,712		20,602,712		2,466,050	2,466,050	23,068,762
2. Realized capital gains/(losses) net of taxes - General Account	479,759		479,759				479,759
3. Realized capital gains/(losses) net of taxes - Separate Accounts							
4. Unrealized capital gains/(losses) net of deferred taxes - General Account	(13,480,679)		(13,480,679)				(13,480,679)
5. Unrealized capital gains/(losses) net of deferred taxes - Separate Accounts							
6. Capital gains credited/(losses charged) to contract benefits, payments or reserves							
7. Basic contribution	170,285		170,285		369,656	369,656	539,942
8. Accumulated balances (Lines 1 through 5 - 6 + 7)	7,772,077		7,772,077		2,835,706	2,835,706	10,607,784
9. Maximum reserve	907,963		907,963		2,439,732	2,439,732	3,347,695
10. Reserve objective	530,418		530,418		1,182,900	1,182,900	1,713,319
11. 20% of (Line 10 - Line 8)	(1,448,332)		(1,448,332)		(330,561)	(330,561)	(1,778,893)
12. Balance before transfers (Lines 8 + 11)	6,323,746		6,323,746		2,505,145	2,505,145	8,828,891
13. Transfers							
14. Voluntary contribution							
15. Adjustment down to maximum/up to zero	(5,415,783)		(5,415,783)		(65,413)	(65,413)	(5,481,196)
16. Reserve as of December 31, current year (Lines 12 + 13 + 14 + 15)	907,963		907,963		2,439,732	2,439,732	3,347,695

ASSET VALUATION RESERVE
BASIC CONTRIBUTION, RESERVE OBJECTIVE AND MAXIMUM RESERVE CALCULATIONS
DEFAULT COMPONENT

Line Number	NAIC Designation	Description	1 Book/Adjusted Carrying Value	2 Reclassify Related Party Encumbrances	3 Add Third Party Encumbrances	4 Balance for AVR Reserve Calculations (Cols. 1 + 2 + 3)	Basic Contribution		Reserve Objective		Maximum Reserve	
							5 Factor	6 Amount (Cols.4 x 5)	7 Factor	8 Amount (Cols. 4 x 7)	9 Factor	10 Amount (Cols. 4 x 9)
LONG-TERM BONDS												
1.		Exempt Obligations	326,530,261	XXX	XXX	326,530,261	0.0000		0.0000		0.0000	
2.1	1	NAIC Designation Category 1.A	132,579,968	XXX	XXX	132,579,968	0.0002	26,516	0.0007	92,806	0.0013	172,354
2.2	1	NAIC Designation Category 1.B		XXX	XXX		0.0004		0.0011		0.0023	
2.3	1	NAIC Designation Category 1.C		XXX	XXX		0.0006		0.0018		0.0035	
2.4	1	NAIC Designation Category 1.D	1	XXX	XXX	1	0.0007		0.0022		0.0044	
2.5	1	NAIC Designation Category 1.E		XXX	XXX		0.0009		0.0027		0.0055	
2.6	1	NAIC Designation Category 1.F		XXX	XXX		0.0011		0.0034		0.0068	
2.7	1	NAIC Designation Category 1.G	4,089,013	XXX	XXX	4,089,013	0.0014	5,725	0.0042	17,174	0.0085	34,757
2.8		Subtotal NAIC 1 (2.1+2.2+2.3+2.4+2.5+2.6+2.7)	136,668,982	XXX	XXX	136,668,982	XXX	32,241	XXX	109,980	XXX	207,111
3.1	2	NAIC Designation Category 2.A	5,200,000	XXX	XXX	5,200,000	0.0021	10,920	0.0063	32,760	0.0105	54,600
3.2	2	NAIC Designation Category 2.B	21,360,726	XXX	XXX	21,360,726	0.0025	53,402	0.0076	162,342	0.0127	271,281
3.3	2	NAIC Designation Category 2.C		XXX	XXX		0.0036		0.0108		0.0180	
3.4		Subtotal NAIC 2 (3.1+3.2+3.3)	26,560,726	XXX	XXX	26,560,726	XXX	64,322	XXX	195,102	XXX	325,881
4.1	3	NAIC Designation Category 3.A	5,588,666	XXX	XXX	5,588,666	0.0069	38,562	0.0183	102,273	0.0262	146,423
4.2	3	NAIC Designation Category 3.B		XXX	XXX		0.0099		0.0264		0.0377	
4.3	3	NAIC Designation Category 3.C		XXX	XXX		0.0131		0.0350		0.0500	
4.4		Subtotal NAIC 3 (4.1+4.2+4.3)	5,588,666	XXX	XXX	5,588,666	XXX	38,562	XXX	102,273	XXX	146,423
5.1	4	NAIC Designation Category 4.A		XXX	XXX		0.0184		0.0430		0.0615	
5.2	4	NAIC Designation Category 4.B		XXX	XXX		0.0238		0.0555		0.0793	
5.3	4	NAIC Designation Category 4.C		XXX	XXX		0.0310		0.0724		0.1034	
5.4		Subtotal NAIC 4 (5.1+5.2+5.3)		XXX	XXX		XXX		XXX		XXX	
6.1	5	NAIC Designation Category 5.A		XXX	XXX		0.0472		0.0846		0.1410	
6.2	5	NAIC Designation Category 5.B		XXX	XXX		0.0663		0.1188		0.1980	
6.3	5	NAIC Designation Category 5.C		XXX	XXX		0.0836		0.1498		0.2496	
6.4		Subtotal NAIC 5 (6.1+6.2+6.3)		XXX	XXX		XXX		XXX		XXX	
7.	6	NAIC 6		XXX	XXX		0.0000		0.2370		0.2370	
8.		Total Unrated Multi-class Securities Acquired by Conversion		XXX	XXX		XXX		XXX		XXX	
9.		Total Long-Term Bonds (1+2.8+3.4+4.4+5.4+6.4+7+8)	495,348,635	XXX	XXX	495,348,635	XXX	135,124	XXX	407,354	XXX	679,415
PREFERRED STOCKS												
10.	1	Highest Quality		XXX	XXX		0.0005		0.0016		0.0033	
11.	2	High Quality		XXX	XXX		0.0021		0.0064		0.0106	
12.	3	Medium Quality		XXX	XXX		0.0099		0.0263		0.0376	
13.	4	Low Quality		XXX	XXX		0.0245		0.0572		0.0817	
14.	5	Lower Quality		XXX	XXX		0.0630		0.1128		0.1880	
15.	6	In or Near Default		XXX	XXX		0.0000		0.2370		0.2370	
16.		Affiliated Life with AVR		XXX	XXX		0.0000		0.0000		0.0000	
17.		Total Preferred Stocks (Sum of Lines 10 through 16)		XXX	XXX		XXX		XXX		XXX	

ASSET VALUATION RESERVE (Continued)
BASIC CONTRIBUTION, RESERVE OBJECTIVE AND MAXIMUM RESERVE CALCULATIONS
DEFAULT COMPONENT

Line Number	NAIC Designation	Description	1 Book/Adjusted Carrying Value	2 Reclassify Related Party Encumbrances	3 Add Third Party Encumbrances	4 Balance for AVR Reserve Calculations (Cols. 1 + 2 + 3)	Basic Contribution		Reserve Objective		Maximum Reserve	
							5 Factor	6 Amount (Cols. 4 x 5)	7 Factor	8 Amount (Cols. 4 x 7)	9 Factor	10 Amount (Cols. 4 x 9)
SHORT-TERM BONDS												
18.		Exempt Obligations	2,879,803,788	XXX	XXX	2,879,803,788	0.0000		0.0000		0.0000	
19.1	1	NAIC Designation Category 1.A	175,806,246	XXX	XXX	175,806,246	0.0002	35,161	0.0007	123,064	0.0013	228,548
19.2	1	NAIC Designation Category 1.B		XXX	XXX		0.0004		0.0011		0.0023	
19.3	1	NAIC Designation Category 1.C		XXX	XXX		0.0006		0.0018		0.0035	
19.4	1	NAIC Designation Category 1.D		XXX	XXX		0.0007		0.0022		0.0044	
19.5	1	NAIC Designation Category 1.E		XXX	XXX		0.0009		0.0027		0.0055	
19.6	1	NAIC Designation Category 1.F		XXX	XXX		0.0011		0.0034		0.0068	
19.7	1	NAIC Designation Category 1.G		XXX	XXX		0.0014		0.0042		0.0085	
19.8		Subtotal NAIC 1 (19.1+19.2+19.3+19.4+19.5+19.6+19.7)	175,806,246	XXX	XXX	175,806,246	XXX	35,161	XXX	123,064	XXX	228,548
20.1	2	NAIC Designation Category 2.A		XXX	XXX		0.0021		0.0063		0.0105	
20.2	2	NAIC Designation Category 2.B		XXX	XXX		0.0025		0.0076		0.0127	
20.3	2	NAIC Designation Category 2.C		XXX	XXX		0.0036		0.0108		0.0180	
20.4		Subtotal NAIC 2 (20.1+20.2+20.3)		XXX	XXX		XXX		XXX		XXX	
21.1	3	NAIC Designation Category 3.A		XXX	XXX		0.0069		0.0183		0.0262	
21.2	3	NAIC Designation Category 3.B		XXX	XXX		0.0099		0.0264		0.0377	
21.3	3	NAIC Designation Category 3.C		XXX	XXX		0.0131		0.0350		0.0500	
21.4		Subtotal NAIC 3 (21.1+21.2+21.3)		XXX	XXX		XXX		XXX		XXX	
22.1	4	NAIC Designation Category 4.A		XXX	XXX		0.0184		0.0430		0.0615	
22.2	4	NAIC Designation Category 4.B		XXX	XXX		0.0238		0.0555		0.0793	
22.3	4	NAIC Designation Category 4.C		XXX	XXX		0.0310		0.0724		0.1034	
22.4		Subtotal NAIC 4 (22.1+22.2+22.3)		XXX	XXX		XXX		XXX		XXX	
23.1	5	NAIC Designation Category 5.A		XXX	XXX		0.0472		0.0846		0.1410	
23.2	5	NAIC Designation Category 5.B		XXX	XXX		0.0663		0.1188		0.1980	
23.3	5	NAIC Designation Category 5.C		XXX	XXX		0.0836		0.1498		0.2496	
23.4		Subtotal NAIC 5 (23.1+23.2+23.3)		XXX	XXX		XXX		XXX		XXX	
24.	6	NAIC 6		XXX	XXX		0.0000		0.2370		0.2370	
25.		Total Short-Term Bonds (18+19.8+20.4+21.4+22.4+23.4+24)	3,055,610,034	XXX	XXX	3,055,610,034	XXX	35,161	XXX	123,064	XXX	228,548
DERIVATIVE INSTRUMENTS												
26.		Exchange Traded		XXX	XXX		0.0005		0.0016		0.0033	
27.	1	Highest Quality		XXX	XXX		0.0005		0.0016		0.0033	
28.	2	High Quality		XXX	XXX		0.0021		0.0064		0.0106	
29.	3	Medium Quality		XXX	XXX		0.0099		0.0263		0.0376	
30.	4	Low Quality		XXX	XXX		0.0245		0.0572		0.0817	
31.	5	Lower Quality		XXX	XXX		0.0630		0.1128		0.1880	
32.	6	In or Near Default		XXX	XXX		0.0000		0.2370		0.2370	
33.		Total Derivative Instruments		XXX	XXX		XXX		XXX		XXX	
34.		Total (Lines 9 + 17 + 25 + 33)	3,550,958,669	XXX	XXX	3,550,958,669	XXX	170,285	XXX	530,418	XXX	907,963

ASSET VALUATION RESERVE (Continued)
BASIC CONTRIBUTION, RESERVE OBJECTIVE AND MAXIMUM RESERVE CALCULATIONS
DEFAULT COMPONENT

Line Number	NAIC Designation	Description	1 Book/Adjusted Carrying Value	2 Reclassify Related Party Encumbrances	3 Add Third Party Encumbrances	4 Balance for AVR Reserve Calculations (Cols. 1 + 2 + 3)	Basic Contribution		Reserve Objective		Maximum Reserve	
							5 Factor	6 Amount (Cols.4 x 5)	7 Factor	8 Amount (Cols. 4 x 7)	9 Factor	10 Amount (Cols. 4 x 9)
		MORTGAGE LOANS										
		In Good Standing:										
35.		Farm Mortgages - CM1 - Highest Quality			XXX		0.0011		0.0057		0.0074	
36.		Farm Mortgages - CM2 - High Quality			XXX		0.0040		0.0114		0.0149	
37.		Farm Mortgages - CM3 - Medium Quality			XXX		0.0069		0.0200		0.0257	
38.		Farm Mortgages - CM4 - Low Medium Quality			XXX		0.0120		0.0343		0.0428	
39.		Farm Mortgages - CM5 - Low Quality			XXX		0.0183		0.0486		0.0628	
40.		Residential Mortgages - Insured or Guaranteed			XXX		0.0003		0.0007		0.0011	
41.		Residential Mortgages - All Other			XXX		0.0015		0.0034		0.0046	
42.		Commercial Mortgages - Insured or Guaranteed			XXX		0.0003		0.0007		0.0011	
43.		Commercial Mortgages - All Other - CM1 - Highest Quality			XXX		0.0011		0.0057		0.0074	
44.		Commercial Mortgages - All Other - CM2 - High Quality			XXX		0.0040		0.0114		0.0149	
45.		Commercial Mortgages - All Other - CM3 - Medium Quality			XXX		0.0069		0.0200		0.0257	
46.		Commercial Mortgages - All Other - CM4 - Low Medium Quality			XXX		0.0120		0.0343		0.0428	
47.		Commercial Mortgages - All Other - CM5 - Low Quality			XXX		0.0183		0.0486		0.0628	
		Overdue, Not in Process:										
48.		Farm Mortgages			XXX		0.0480		0.0868		0.1371	
49.		Residential Mortgages - Insured or Guaranteed			XXX		0.0006		0.0014		0.0023	
50.		Residential Mortgages - All Other			XXX		0.0029		0.0066		0.0103	
51.		Commercial Mortgages - Insured or Guaranteed			XXX		0.0006		0.0014		0.0023	
52.		Commercial Mortgages - All Other			XXX		0.0480		0.0868		0.1371	
		In Process of Foreclosure:										
53.		Farm Mortgages			XXX		0.0000		0.1942		0.1942	
54.		Residential Mortgages - Insured or Guaranteed			XXX		0.0000		0.0046		0.0046	
55.		Residential Mortgages - All Other			XXX		0.0000		0.0149		0.0149	
56.		Commercial Mortgages - Insured or Guaranteed			XXX		0.0000		0.0046		0.0046	
57.		Commercial Mortgages - All Other			XXX		0.0000		0.1942		0.1942	
58.		Total Schedule B Mortgages (Sum of Lines 35 through 57)			XXX		XXX		XXX		XXX	
59.		Schedule DA Mortgages			XXX		0.0034		0.0114		0.0149	
60.		Total Mortgage Loans on Real Estate (Lines 58 + 59)			XXX		XXX		XXX		XXX	

ASSET VALUATION RESERVE
BASIC CONTRIBUTION, RESERVE OBJECTIVE AND MAXIMUM RESERVE CALCULATIONS
EQUITY AND OTHER INVESTED ASSET COMPONENT

Line Number	NAIC Designation	Description	1 Book/Adjusted Carrying Value	2 Reclassify Related Party Encumbrances	3 Add Third Party Encumbrances	4 Balance for AVR Reserve Calculations (Cols. 1 + 2 + 3)	Basic Contribution		Reserve Objective		Maximum Reserve	
							5 Factor	6 Amount (Cols. 4 x 5)	7 Factor	8 Amount (Cols. 4 x 7)	9 Factor	10 Amount (Cols. 4 x 9)
COMMON STOCK												
1.		Unaffiliated - Public		XXX	XXX		0.0000		0.1580 (a)		0.1580 (a)	
2.		Unaffiliated - Private		XXX	XXX		0.0000		0.1945		0.1945	
3.		Federal Home Loan Bank		XXX	XXX		0.0000		0.0061		0.0097	
4.		Affiliated - Life with AVR	18,880,908	XXX	XXX	18,880,908	0.0000		0.0000		0.0000	
Affiliated - Investment Subsidiary:												
5.		Fixed Income - Exempt Obligations					XXX		XXX		XXX	
6.		Fixed Income - Highest Quality					XXX		XXX		XXX	
7.		Fixed Income - High Quality					XXX		XXX		XXX	
8.		Fixed Income - Medium Quality					XXX		XXX		XXX	
9.		Fixed Income - Low Quality					XXX		XXX		XXX	
10.		Fixed Income - Lower Quality					XXX		XXX		XXX	
11.		Fixed Income - In/Near Default					XXX		XXX		XXX	
12.		Unaffiliated Common Stock - Public					0.0000		0.1580 (a)		0.1580 (a)	
13.		Unaffiliated Common Stock - Private					0.0000		0.1945		0.1945	
14.		Real Estate					(b)		(b)		(b)	
15.		Affiliated - Certain Other (See SVO Purposes and Procedures Manual)		XXX	XXX		0.0000		0.1580		0.1580	
16.		Affiliated - All Other		XXX	XXX		0.0000		0.1945		0.1945	
17.		Total Common Stock (Sum of Lines 1 through 16)	18,880,908			18,880,908	XXX		XXX		XXX	
REAL ESTATE												
18.		Home Office Property (General Account only)					0.0000		0.0912		0.0912	
19.		Investment Properties					0.0000		0.0912		0.0912	
20.		Properties Acquired in Satisfaction of Debt					0.0000		0.1337		0.1337	
21.		Total Real Estate (Sum of Lines 18 through 20)					XXX		XXX		XXX	
OTHER INVESTED ASSETS												
INVESTMENTS WITH THE UNDERLYING CHARACTERISTICS OF BONDS												
22.		Exempt Obligations		XXX	XXX		0.0000		0.0000		0.0000	
23.	1	Highest Quality	739,312,732	XXX	XXX	739,312,732	0.0005	369,656	0.0016	1,182,900	0.0033	2,439,732
24.	2	High Quality		XXX	XXX		0.0021		0.0064		0.0106	
25.	3	Medium Quality		XXX	XXX		0.0099		0.0263		0.0376	
26.	4	Low Quality		XXX	XXX		0.0245		0.0572		0.0817	
27.	5	Lower Quality		XXX	XXX		0.0630		0.1128		0.1880	
28.	6	In or Near Default		XXX	XXX		0.0000		0.2370		0.2370	
29.		Total with Bond Characteristics (Sum of Lines 22 through 28)	739,312,732	XXX	XXX	739,312,732	XXX	369,656	XXX	1,182,900	XXX	2,439,732

ASSET VALUATION RESERVE (Continued)
BASIC CONTRIBUTION, RESERVE OBJECTIVE AND MAXIMUM RESERVE CALCULATIONS
EQUITY AND OTHER INVESTED ASSET COMPONENT

Line Number	NAIC Designation	Description	1 Book/Adjusted Carrying Value	2 Reclassify Related Party Encumbrances	3 Add Third Party Encumbrances	4 Balance for AVR Reserve Calculations (Cols. 1 + 2 + 3)	Basic Contribution		Reserve Objective		Maximum Reserve	
							5 Factor	6 Amount (Cols. 4 x 5)	7 Factor	8 Amount (Cols. 4 x 7)	9 Factor	10 Amount (Cols. 4 x 9)
INVESTMENTS WITH THE UNDERLYING CHARACTERISTICS OF PREFERRED STOCKS												
30.	1	Highest Quality		XXX	XXX		0.0005		0.0016		0.0033	
31.	2	High Quality		XXX	XXX		0.0021		0.0064		0.0106	
32.	3	Medium Quality		XXX	XXX		0.0099		0.0263		0.0376	
33.	4	Low Quality		XXX	XXX		0.0245		0.0572		0.0817	
34.	5	Lower Quality.....		XXX	XXX		0.0630		0.1128		0.1880	
35.	6	In or Near Default		XXX	XXX		0.0000		0.2370		0.2370	
36.		Affiliated Life with AVR		XXX	XXX		0.0000		0.0000		0.0000	
37.		Total with Preferred Stock Characteristics (Sum of Lines 30 through 36)		XXX	XXX		XXX		XXX		XXX	
INVESTMENTS WITH THE UNDERLYING CHARACTERISTICS OF MORTGAGE LOANS												
In Good Standing Affiliated:												
38.		Mortgages - CM1 - Highest Quality			XXX		0.0011		0.0057		0.0074	
39.		Mortgages - CM2 - High Quality			XXX		0.0040		0.0114		0.0149	
40.		Mortgages - CM3 - Medium Quality			XXX		0.0069		0.0200		0.0257	
41.		Mortgages - CM4 - Low Medium Quality			XXX		0.0120		0.0343		0.0428	
42.		Mortgages - CM5 - Low Quality			XXX		0.0183		0.0486		0.0628	
43.		Residential Mortgages - Insured or Guaranteed			XXX		0.0003		0.0007		0.0011	
44.		Residential Mortgages - All Other		XXX	XXX		0.0015		0.0034		0.0046	
45.		Commercial Mortgages - Insured or Guaranteed			XXX		0.0003		0.0007		0.0011	
Overdue, Not in Process Affiliated:												
46.		Farm Mortgages			XXX		0.0480		0.0868		0.1371	
47.		Residential Mortgages - Insured or Guaranteed			XXX		0.0006		0.0014		0.0023	
48.		Residential Mortgages - All Other			XXX		0.0029		0.0066		0.0103	
49.		Commercial Mortgages - Insured or Guaranteed			XXX		0.0006		0.0014		0.0023	
50.		Commercial Mortgages - All Other			XXX		0.0480		0.0868		0.1371	
In Process of Foreclosure Affiliated:												
51.		Farm Mortgages			XXX		0.0000		0.1942		0.1942	
52.		Residential Mortgages - Insured or Guaranteed			XXX		0.0000		0.0046		0.0046	
53.		Residential Mortgages - All Other			XXX		0.0000		0.0149		0.0149	
54.		Commercial Mortgages - Insured or Guaranteed			XXX		0.0000		0.0046		0.0046	
55.		Commercial Mortgages - All Other			XXX		0.0000		0.1942		0.1942	
56.		Total Affiliated (Sum of Lines 38 through 55)			XXX		XXX		XXX		XXX	
57.		Unaffiliated - In Good Standing With Covenants			XXX		(c)		(c)		(c)	
58.		Unaffiliated - In Good Standing Defeased With Government Securities			XXX		0.0011		0.0057		0.0074	
59.		Unaffiliated - In Good Standing Primarily Senior			XXX		0.0040		0.0114		0.0149	
60.		Unaffiliated - In Good Standing All Other			XXX		0.0069		0.0200		0.0257	
61.		Unaffiliated - Overdue, Not in Process			XXX		0.0480		0.0868		0.1371	
62.		Unaffiliated - In Process of Foreclosure			XXX		0.0000		0.1942		0.1942	
63.		Total Unaffiliated (Sum of Lines 57 through 62)			XXX		XXX		XXX		XXX	
64.		Total with Mortgage Loan Characteristics (Lines 56 + 63)			XXX		XXX		XXX		XXX	

ANNUAL STATEMENT FOR THE YEAR 2022 OF THE General Re Life Corporation

ASSET VALUATION RESERVE (Continued)
BASIC CONTRIBUTION, RESERVE OBJECTIVE AND MAXIMUM RESERVE CALCULATIONS
EQUITY AND OTHER INVESTED ASSET COMPONENT

Line Number	NAIC Designation	Description	1 Book/Adjusted Carrying Value	2 Reclassify Related Party Encumbrances	3 Add Third Party Encumbrances	4 Balance for AVR Reserve Calculations (Cols. 1 + 2 + 3)	Basic Contribution		Reserve Objective		Maximum Reserve		
							5 Factor	6 Amount (Cols. 4 x 5)	7 Factor	8 Amount (Cols. 4 x 7)	9 Factor	10 Amount (Cols. 4 x 9)	
INVESTMENTS WITH THE UNDERLYING CHARACTERISTICS OF COMMON STOCK													
65.		Unaffiliated Public		XXX	XXX		0.0000		0.1580 (a)		0.1580 (a)		
66.		Unaffiliated Private		XXX	XXX		0.0000		0.1945		0.1945		
67.		Affiliated Life with AVR		XXX	XXX		0.0000		0.0000		0.0000		
68.		Affiliated Certain Other (See SVO Purposes & Procedures Manual)		XXX	XXX		0.0000		0.1580		0.1580		
69.		Affiliated Other - All Other		XXX	XXX		0.0000		0.1945		0.1945		
70.		Total with Common Stock Characteristics (Sum of Lines 65 through 69)		XXX	XXX		XXX		XXX		XXX		
INVESTMENTS WITH THE UNDERLYING CHARACTERISTICS OF REAL ESTATE													
71.		Home Office Property (General Account only)					0.0000		0.0912		0.0912		
72.		Investment Properties					0.0000		0.0912		0.0912		
73.		Properties Acquired in Satisfaction of Debt					0.0000		0.1337		0.1337		
74.		Total with Real Estate Characteristics (Sum of Lines 71 through 73)					XXX		XXX		XXX		
LOW INCOME HOUSING TAX CREDIT INVESTMENTS													
75.		Guaranteed Federal Low Income Housing Tax Credit					0.0003		0.0006		0.0010		
76.		Non-guaranteed Federal Low Income Housing Tax Credit					0.0063		0.0120		0.0190		
77.		Guaranteed State Low Income Housing Tax Credit					0.0003		0.0006		0.0010		
78.		Non-guaranteed State Low Income Housing Tax Credit					0.0063		0.0120		0.0190		
79.		All Other Low Income Housing Tax Credit					0.0273		0.0600		0.0975		
80.		Total LIHTC (Sum of Lines 75 through 79)					XXX		XXX		XXX		
RESIDUAL TRanches OR INTERESTS													
81.		Fixed Income Instruments - Unaffiliated		XXX	XXX		0.0000		0.1580		0.1580		
82.		Fixed Income Instruments - Affiliated		XXX	XXX		0.0000		0.1580		0.1580		
83.		Common Stock - Unaffiliated		XXX	XXX		0.0000		0.1580		0.1580		
84.		Common Stock - Affiliated		XXX	XXX		0.0000		0.1580		0.1580		
85.		Preferred Stock - Unaffiliated		XXX	XXX		0.0000		0.1580		0.1580		
86.		Preferred Stock - Affiliated		XXX	XXX		0.0000		0.1580		0.1580		
87.		Real Estate - Unaffiliated					0.0000		0.1580		0.1580		
88.		Real Estate - Affiliated					0.0000		0.1580		0.1580		
89.		Mortgage Loans - Unaffiliated		XXX	XXX		0.0000		0.1580		0.1580		
90.		Mortgage Loans - Affiliated		XXX	XXX		0.0000		0.1580		0.1580		
91.		Other - Unaffiliated		XXX	XXX		0.0000		0.1580		0.1580		
92.		Other - Affiliated		XXX	XXX		0.0000		0.1580		0.1580		
93.		Total Residual Tranches or Interests (Sum of Lines 81 through 92)					XXX		XXX		XXX		
ALL OTHER INVESTMENTS													
94.		NAIC 1 Working Capital Finance Investments		XXX			0.0000		0.0042		0.0042		
95.		NAIC 2 Working Capital Finance Investments		XXX			0.0000		0.0137		0.0137		
96.		Other Invested Assets - Schedule BA		XXX			0.0000		0.1580		0.1580		
97.		Other Short-Term Invested Assets - Schedule DA		XXX			0.0000		0.1580		0.1580		
98.		Total All Other (Sum of Lines 94, 95, 96 and 97)		XXX			XXX		XXX		XXX		
99.		Total Other Invested Assets - Schedules BA & DA (Sum of Lines 29, 37, 64, 70, 74, 80, 93 and 98)	739,312,732				739,312,732	XXX	369,656	XXX	1,182,900	XXX	2,439,732

(a) Times the company's weighted average portfolio beta (Minimum .1215, Maximum .2431).

(b) Determined using the same factors and breakdowns used for directly owned real estate.

(c) This will be the factor associated with the risk category determined in the company generated worksheet.

ANNUAL STATEMENT FOR THE YEAR 2022 OF THE General Re Life Corporation

SCHEDULE F

Showing all claims for death losses and all other contract claims resisted or compromised during the year, and all claims for death losses and all other contract claims resisted December 31 of current year

1 Contract Numbers	2 Claim Numbers	3 State of Residence of Claimant	4 Year of Claim for Death or Disability	5 Amount Claimed	6 Amount Paid During the Year	7 Amount Resisted Dec. 31 of Current Year	8 Why Compromised or Resisted
NONE							
5399999 - Totals							XXX

ANNUAL STATEMENT FOR THE YEAR 2022 OF THE General Re Life Corporation

SCHEDULE H - ACCIDENT AND HEALTH EXHIBIT
PART 1 - ANALYSIS OF UNDERWRITING OPERATIONS

	Total		Comprehensive (Hospital and Medical) Individual		Comprehensive (Hospital and Medical) Group		Medicare Supplement		Vision Only		Dental Only		Federal Employees Health Benefits Plan	
	1 Amount	2 %	3 Amount	4 %	5 Amount	6 %	7 Amount	8 %	9 Amount	10 %	11 Amount	12 %	13 Amount	14 %
1. Premiums written	404,567,153	XXX		XXX		XXX	242,637,258	XXX		XXX		XXX		XXX
2. Premiums earned	407,610,628	XXX		XXX		XXX	245,394,488	XXX		XXX		XXX		XXX
3. Incurred claims	278,774,608	68.4					173,769,633	70.8						
4. Cost containment expenses														
5. Incurred claims and cost containment expenses (Lines 3 and 4)	278,774,608	68.4					173,769,633	70.8						
6. Increase in contract reserves	(15,084,743)	(3.7)					(2,042,186)	(0.8)						
7. Commissions (a)	68,324,156	16.8					43,030,623	17.5						
8. Other general insurance expenses	13,579,124	3.3					7,343,207	3.0						
9. Taxes, licenses and fees	39,445	0.0					23,657	0.0						
10. Total other expenses incurred	81,942,725	20.1					50,397,487	20.5						
11. Aggregate write-ins for deductions	56,194,179	13.8					(1,020,145)	(0.4)						
12. Gain from underwriting before dividends or refunds	5,783,859	1.4					24,289,699	9.9						
13. Dividends or refunds														
14. Gain from underwriting after dividends or refunds	5,783,859	1.4					24,289,699	9.9						
DETAILS OF WRITE-INS														
1101. Misc Income	(2,962,957)	(0.7)					(3,020,145)	(1.2)						
1102. Experience Refund	2,000,000	0.5					2,000,000	0.8						
1103. Funds held interest expense	57,157,136	14.0												
1198. Summary of remaining write-ins for Line 11 from overflow page														
1199. Totals (Lines 1101 thru 1103 plus 1198)(Line 11 above)	56,194,179	13.8					(1,020,145)	(0.4)						

	Medicare Title XVIII		Medicaid Title XIX		Credit A&H		Disability Income		Long-Term Care		Other Health	
	15 Amount	16 %	17 Amount	18 %	19 Amount	20 %	21 Amount	22 %	23 Amount	24 %	25 Amount	26 %
1. Premiums written		XXX		XXX		XXX	132,017,260	XXX		XXX	29,912,635	XXX
2. Premiums earned		XXX		XXX		XXX	131,568,907	XXX		XXX	30,647,233	XXX
3. Incurred claims							84,852,440	64.5			20,152,535	65.8
4. Cost containment expenses												
5. Incurred claims and cost containment expenses (Lines 3 and 4)							84,852,440	64.5			20,152,535	65.8
6. Increase in contract reserves							(3,905,324)	(3.0)			(9,137,233)	(29.8)
7. Commissions (a)							23,274,812	17.7		(2,272,044)	4,290,765	14.0
8. Other general insurance expenses							2,759,966	2.1		2,067,226	1,408,725	4.6
9. Taxes, licenses and fees							12,872	0.0			2,916	0.0
10. Total other expenses incurred							26,047,650	19.8		(204,818)	5,702,406	18.6
11. Aggregate write-ins for deductions							57,188	0.0		57,157,136		
12. Gain from underwriting before dividends or refunds							24,516,953	18.6		(56,952,318)	13,929,525	45.5
13. Dividends or refunds												
14. Gain from underwriting after dividends or refunds							24,516,953	18.6		(56,952,318)	13,929,525	45.5
DETAILS OF WRITE-INS												
1101. Misc Income							57,188	0.0				
1102. Experience Refund												
1103. Funds held interest expense										57,157,136		
1198. Summary of remaining write-ins for Line 11 from overflow page												
1199. Totals (Lines 1101 thru 1103 plus 1198)(Line 11 above)							57,188	0.0		57,157,136		

(a) Includes \$ reported as "Contract, membership and other fees retained by agents."

ANNUAL STATEMENT FOR THE YEAR 2022 OF THE General Re Life Corporation
SCHEDULE H - ACCIDENT AND HEALTH EXHIBIT (Continued)

PART 2. - RESERVES AND LIABILITIES

	1	2	3	4	5	6	7	8	9	10	11	12	13
	Total	Comprehensive (Hospital and Medical) Individual	Comprehensive (Hospital and Medical) Group	Medicare Supplement	Vision Only	Dental Only	Federal Employees Health Benefits Plan	Medicare Title XVIII	Medicaid Title XIX	Credit A&H	Disability Income	Long-Term Care	Other Health
A. Premium Reserves:													
1. Unearned premiums	30,545,073			12,117,100							17,873,429		554,544
2. Advance premiums													
3. Reserve for rate credits													
4. Total premium reserves, current year	30,545,073			12,117,100							17,873,429		554,544
5. Total premium reserves, prior year	33,588,548			14,874,330							17,425,076		1,289,142
6. Increase in total premium reserves	(3,043,475)			(2,757,230)							448,353		(734,598)
B. Contract Reserves:													
1. Additional reserves (a)	165,776,426			20,510,175							109,922,424		35,343,827
2. Reserve for future contingent benefits													
3. Total contract reserves, current year	165,776,426			20,510,175							109,922,424		35,343,827
4. Total contract reserves, prior year	180,861,169			22,552,361							113,827,748		44,481,060
5. Increase in contract reserves	(15,084,743)			(2,042,186)							(3,905,324)		(9,137,233)
C. Claim Reserves and Liabilities:													
1. Total current year	553,409,549			61,074,160							419,829,010		72,506,379
2. Total prior year	552,628,308			85,868,124							391,619,681		75,140,503
3. Increase	781,241			(24,793,964)							28,209,329		(2,634,124)

PART 3. - TEST OF PRIOR YEAR'S CLAIM RESERVES AND LIABILITIES

	1	2	3	4	5	6	7	8	9	10	11	12	13
	Total	Comprehensive (Hospital and Medical) Individual	Comprehensive (Hospital and Medical) Group	Medicare Supplement	Vision Only	Dental Only	Federal Employees Health Benefits Plan	Medicare Title XVIII	Medicaid Title XIX	Credit A&H	Disability Income	Long-Term Care	Other Health
1. Claims paid during the year:													
1.1 On claims incurred prior to current year	117,261,579			63,245,651							44,453,696		9,562,232
1.2 On claims incurred during current year	160,731,788			135,317,946							12,189,415		13,224,427
2. Claim reserves and liabilities, December 31, current year:													
2.1 On claims incurred prior to current year	380,265,130			711,190							321,968,747		57,585,193
2.2 On claims incurred during current year	173,144,419			60,362,970							97,860,263		14,921,186
3. Test:													
3.1 Lines 1.1 and 2.1	497,526,709			63,956,841							366,422,443		67,147,425
3.2 Claim reserves and liabilities, December 31, prior year	552,628,308			85,868,124							391,619,681		75,140,503
3.3 Line 3.1 minus Line 3.2	(55,101,599)			(21,911,283)							(25,197,238)		(7,993,078)

PART 4. - REINSURANCE

	1	2	3	4	5	6	7	8	9	10	11	12	13
	Total	Comprehensive (Hospital and Medical) Individual	Comprehensive (Hospital and Medical) Group	Medicare Supplement	Vision Only	Dental Only	Federal Employees Health Benefits Plan	Medicare Title XVIII	Medicaid Title XIX	Credit A&H	Disability Income	Long-Term Care	Other Health
A. Reinsurance Assumed:													
1. Premiums written	481,532,148			243,624,742							132,035,023	75,959,748	29,912,635
2. Premiums earned	484,507,380			246,418,980							131,587,446	75,853,721	30,647,233
3. Incurred claims	362,702,366			174,527,840							84,917,008	83,104,753	20,152,765
4. Commissions	82,877,464			43,221,970							23,276,747	12,087,982	4,290,765
B. Reinsurance Ceded:													
1. Premiums written	76,964,995			987,484							17,763	75,959,748	
2. Premiums earned	76,896,752			1,024,492							18,539	75,853,721	
3. Incurred claims	83,927,528			758,206							64,569	83,104,753	
4. Commissions	14,553,308			191,347							1,935	14,360,026	

(a) Includes \$ premium deficiency reserve.

ANNUAL STATEMENT FOR THE YEAR 2022 OF THE General Re Life Corporation

SCHEDULE H - PART 5 - HEALTH CLAIMS

	1 Comprehensive (Hospital and Medical) Individual	2 Comprehensive (Hospital and Medical) Group	3 Medicare Supplement	4 Vision Only	5 Dental Only	6 Federal Employees Health Benefits Plan	7 Medicare Title XVIII	8 Medicaid Title XIX	9 Credit A&H	10 Disability Income	11 Long-Term Care	12 Other Health	13 Total
A. Direct:													
1. Incurred claims													
2. Beginning claim reserves and liabilities													
3. Ending claim reserves and liabilities													
4. Claims paid													
B. Assumed Reinsurance:													
1. Incurred claims			174,527,840							84,917,008	83,104,753	20,152,765	362,702,366
2. Beginning claim reserves and liabilities			86,109,924							391,893,366	284,896,268	77,871,983	840,771,541
3. Ending claim reserves and liabilities			61,331,701							420,063,607	305,210,083	75,236,103	861,841,494
4. Claims paid			199,306,063							56,746,767	62,790,938	22,788,645	341,632,413
C. Ceded Reinsurance:													
1. Incurred claims			758,206							64,569	83,104,753		83,927,528
2. Beginning claim reserves and liabilities			241,800							273,684	284,896,268	2,731,480	288,143,232
3. Ending claim reserves and liabilities			257,541							234,597	305,210,083	2,729,724	308,431,945
4. Claims paid			742,465							103,656	62,790,938	1,756	63,638,815
D. Net:													
1. Incurred claims			173,769,634							84,852,439		20,152,765	278,774,838
2. Beginning claim reserves and liabilities			85,868,124							391,619,682		75,140,503	552,628,309
3. Ending claim reserves and liabilities			61,074,160							419,829,010		72,506,379	553,409,549
4. Claims paid			198,563,598							56,643,111		22,786,889	277,993,598
E. Net Incurred Claims and Cost Containment Expenses:													
1. Incurred claims and cost containment expenses			173,769,633							84,852,440		20,152,535	278,774,608
2. Beginning reserves and liabilities			85,868,124							391,619,681		75,140,503	552,628,308
3. Ending reserves and liabilities			61,074,160							419,829,010		72,506,379	553,409,549
4. Paid claims and cost containment expenses			198,563,597							56,643,111		22,786,659	277,993,367

ANNUAL STATEMENT FOR THE YEAR 2022 OF THE General Re Life Corporation

SCHEDULE S - PART 1 - SECTION 1

Reinsurance Assumed Life Insurance, Annuities, Deposit Funds and Other Liabilities Without Life or Disability Contingencies, and Related Benefits Listed by Reinsured Company as of December 31, Current Year

1 NAIC Company Code	2 ID Number	3 Effective Date	4 Name of Reinsured	5 Domiciliary Jurisdiction	6 Type of Reinsurance Assumed	7 Type of Business Assumed	8 Amount of In Force at End of Year	9 Reserve	10 Premiums	11 Reinsurance Payable on Paid and Unpaid Losses	12 Modified Coinsurance Reserve	13 Funds Withheld Under Coinsurance
65838	01-0233346	01/01/2000	JOHN HANCOCK LIFE INS CO USA	MI.	YRT/I	OL	16,116,605	29,235	124,207	19,818		
65838	01-0233346	03/01/2004	JOHN HANCOCK LIFE INS CO USA	MI.	YRT/I	OL	104,008,312	223,568	1,787,556	991,364		
65838	01-0233346	01/01/2004	JOHN HANCOCK LIFE INS CO USA	MI.	OTH/I	OL	1,495,389	10,804	87,838	16,607		
65838	01-0233346	04/28/2004	JOHN HANCOCK LIFE INS CO USA	MI.	YRT/I	OL	237,390,576	460,838	3,405,452	567,458		
65838	01-0233346	03/01/1998	JOHN HANCOCK LIFE INS CO USA	MI.	OTH/G	OL		33,210				
65129	44-0308260	02/01/1979	KANSAS CITY LIFE INS CO	MO.	YRT/I	OL	254,038	8,314	14,669	2,208		
58033	06-0416470	12/01/1979	KNIGHTS OF COLUMBUS	CT.	YRT/I	OL	12,154,763	67,254	5,192	76,049		
58033	06-0416470	12/01/1979	KNIGHTS OF COLUMBUS	CT.	YRT/I	OL	2,600,000	78,922	663	22,905		
58033	06-0416470	01/01/1992	KNIGHTS OF COLUMBUS	CT.	YRT/I	OL	1,275,000	1,792	9,124	762		
58033	06-0416470	03/01/2003	KNIGHTS OF COLUMBUS	CT.	YRT/I	XXXLO	77,102,394	1,552,249	378,756	51,580		
58033	06-0416470	03/01/2003	KNIGHTS OF COLUMBUS	CT.	YRT/I	XXXLO	15,125,086	318,758	93,225	6,503		
58033	06-0416470	10/01/2008	KNIGHTS OF COLUMBUS	CT.	YRT/I	OL	164,907,644	86,558	229,693	24,171		
58033	06-0416470	10/01/2008	KNIGHTS OF COLUMBUS	CT.	YRT/I	XXXLO	379,283,277	199,081	528,288	55,593		
65242	35-0457540	03/01/2004	LAFAYETTE LIFE INS CO	OH.	YRT/I	OL	21,377,455	87,988	157,100	17,069		
65242	35-0457540	08/01/2005	LAFAYETTE LIFE INS CO	OH.	YRT/I	OL	302,577,278	981,538	1,205,920	1,048,786		
65242	35-0457540	11/01/2005	LAFAYETTE LIFE INS CO	OH.	YRT/I	XXXLO	125,624,721	650,645	365,704	30,380		
65242	35-0457540	11/01/2005	LAFAYETTE LIFE INS CO	OH.	YRT/I	OL	225,687	1,264	1,536	7,288		
65242	35-0457540	01/01/1998	LAFAYETTE LIFE INS CO	OH.	OTH/G	OL		2,447				
75027	36-2692994	10/01/1981	LIFE ASSUR CO OF AMER	IL.	OTH/I	OL	113,772	27,870	406	20		
65528	75-0953004	01/01/2003	LIFE INS CO OF THE SOUTHWEST	TX.	YRT/I	OL	243,103,600	1,297,625	1,949,154	269,275		
65528	75-0953004	01/01/2003	LIFE INS CO OF THE SOUTHWEST	TX.	YRT/I	XXXLO	24,996,486	133,425	200,417	27,688		
99724	73-1155182	11/01/1978	LIFESHIELD NATL INS CO	OK.	YRT/I	OL	60,000	1,839	4,015	424		
99724	73-1155182	01/01/1990	LIFESHIELD NATL INS CO	OK.	YRT/I	OL	747,800	3,777	1,068	813		
65595	47-0221457	08/01/1986	LINCOLN BENEFIT LIFE CO	NE.	OTH/I	OL	276,387	4,302	5,561	1,849		
65595	47-0221457	12/01/2000	LINCOLN BENEFIT LIFE CO	NE.	CO/I	XXXL	149,850,099	4,552,887	166,555	163,193		
65595	47-0221457	12/01/2000	LINCOLN BENEFIT LIFE CO	NE.	YRT/I	OL	7,556,045	58,556	9,647	1,675		
65595	47-0221457	07/28/2004	LINCOLN BENEFIT LIFE CO	NE.	YRT/I	OL	96,681,661	6,048,911	11,997,649	6,475,536		
65595	47-0221457	01/17/2005	LINCOLN BENEFIT LIFE CO	NE.	YRT/I	OL	246,253,377	3,173,250	2,310,796	301,529		
65595	47-0221457	10/26/2007	LINCOLN BENEFIT LIFE CO	NE.	YRT/I	OL	41,250,491	286,302	1,176,747	796,821		
62057	22-0832760	01/01/1988	LINCOLN LIFE & ANN CO OF NY	NY.	OTH/I	OL	19,999	150	707	67		
62057	22-0832760	12/01/1999	LINCOLN LIFE & ANN CO OF NY	NY.	YRT/I	OL	19,625,266	692,502	434,056	78,568		
62057	22-0832760	01/01/2002	LINCOLN LIFE & ANN CO OF NY	NY.	YRT/I	OL	255,006,421	8,220,441	6,596,526	1,118,459		
62057	22-0832760	07/01/2004	LINCOLN LIFE & ANN CO OF NY	NY.	YRT/I	OL	312,546	3,763	2,017	218		
62057	22-0832760	10/11/2004	LINCOLN LIFE & ANN CO OF NY	NY.	YRT/I	OL	37,083,416	1,283,125	653,633	413,136		
62057	22-0832760	05/16/2011	LINCOLN LIFE & ANN CO OF NY	NY.	YRT/I	OL	59,679,218	396,122	138,394	20,557		
62057	22-0832760	05/16/2011	LINCOLN LIFE & ANN CO OF NY	NY.	YRT/I	XXXLO	477,433,640	3,168,976	1,107,156	164,454		
65676	35-0472300	04/24/1996	LINCOLN NATL LIFE INS CO	IN.	YRT/I	OL	33,690,602	118,017	263,174	7,289		
65676	35-0472300	04/24/1996	LINCOLN NATL LIFE INS CO	IN.	YRT/I	XXXLO	15,136,358	53,022	118,238	3,275		
65676	35-0472300	01/06/1997	LINCOLN NATL LIFE INS CO	IN.	YRT/I	OL	125,638,892	2,486,590	330,579	116,324		
65676	35-0472300	10/01/1999	LINCOLN NATL LIFE INS CO	IN.	YRT/I	OL	63,730,945	2,862,748	326,210	76,451		
65676	35-0472300	01/18/2005	LINCOLN NATL LIFE INS CO	IN.	CO/I	XXXL	382,009,226	12,460,770	696,217	65,831		
65676	35-0472300	01/18/2005	LINCOLN NATL LIFE INS CO	IN.	YRT/I	XXXLO	14,295,254	97,857	28,607	3,370		
65676	35-0472300	04/01/2007	LINCOLN NATL LIFE INS CO	IN.	YRT/I	OL	39,600,468	736,185	48,018	5,071		
65676	35-0472300	01/19/2009	LINCOLN NATL LIFE INS CO	IN.	YRT/I	OL	4,151,559	15,269	8,142	667		
65676	35-0472300	07/01/2012	LINCOLN NATL LIFE INS CO	IN.	YRT/I	OL	258,559,338	1,006,002	343,577	213,714		
65676	35-0472300	03/01/1966	LINCOLN NATL LIFE INS CO	IN.	OTH/I	OL	13,881	236	266	173		
65676	35-0472300	12/31/1967	LINCOLN NATL LIFE INS CO	IN.	YRT/I	OL		892				
65676	35-0472300	05/01/1971	LINCOLN NATL LIFE INS CO	IN.	YRT/I	OL	34,845	2,964	1,213	127		
65676	35-0472300	11/01/1982	LINCOLN NATL LIFE INS CO	IN.	OTH/I	OL	1,992,085	156,646	61,248	5,596		
65676	35-0472300	02/01/1977	LINCOLN NATL LIFE INS CO	IN.	CO/I	OL	157,656	103,429	2,595	2,343		
65676	35-0472300	08/01/1967	LINCOLN NATL LIFE INS CO	IN.	YRT/I	OL	5,883,698	410,669	125,209	9,462		
65676	35-0472300	08/01/1982	LINCOLN NATL LIFE INS CO	IN.	MCO/I	OL	1,106,003		3,198	56,117	736,319	
65676	35-0472300	05/01/1982	LINCOLN NATL LIFE INS CO	IN.	YRT/I	OL	1,361,374	108,612	221,715	9,649		
65676	35-0472300	05/01/1971	LINCOLN NATL LIFE INS CO	IN.	YRT/I	OL	262,868	19,896	17,895	2,471		
65676	35-0472300	02/01/1973	LINCOLN NATL LIFE INS CO	IN.	CO/I	OL	10,000	2,085	348	47		
65676	35-0472300	01/01/1988	LINCOLN NATL LIFE INS CO	IN.	YRT/I	OL	51,477	15,143	1,108	121		
65676	35-0472300	04/17/1989	LINCOLN NATL LIFE INS CO	IN.	YRT/I	OL	32,031	2,111	1,229	108		

ANNUAL STATEMENT FOR THE YEAR 2022 OF THE General Re Life Corporation

SCHEDULE S - PART 1 - SECTION 1

Reinsurance Assumed Life Insurance, Annuities, Deposit Funds and Other Liabilities Without Life or Disability Contingencies, and Related Benefits Listed by Reinsured Company as of December 31, Current Year

1 NAIC Company Code	2 ID Number	3 Effective Date	4 Name of Reinsured	5 Domiciliary Jurisdiction	6 Type of Reinsurance Assumed	7 Type of Business Assumed	8 Amount of In Force at End of Year	9 Reserve	10 Premiums	11 Reinsurance Payable on Paid and Unpaid Losses	12 Modified Coinsurance Reserve	13 Funds Withheld Under Coinsurance
65676	35-0472300	04/01/1991	LINCOLN NATL LIFE INS CO	IN.	CO/I	OL	37,500	475	1,322	45		
65676	35-0472300	06/17/1991	LINCOLN NATL LIFE INS CO	IN.	CO/I	OL	25,000	120	410	131		
65676	35-0472300	04/01/1991	LINCOLN NATL LIFE INS CO	IN.	YRT/I	OL	11,700,072	269,825	182,250	29,016		
65676	35-0472300	01/01/1995	LINCOLN NATL LIFE INS CO	IN.	YRT/I	OL	42,223,644	108,656	947,239	348,734		
65676	35-0472300	04/01/1995	LINCOLN NATL LIFE INS CO	IN.	YRT/I	OL	24,744,145	1,031,649	267,734	165,753		
65676	35-0472300	04/01/1995	LINCOLN NATL LIFE INS CO	IN.	YRT/I	OL	12,022,736	507,227	363,596	66,962		
65676	35-0472300	01/01/1994	LINCOLN NATL LIFE INS CO	IN.	YRT/I	OL	95,122,165	486,560	2,316,686	659,688		
65676	35-0472300	01/01/1982	LINCOLN NATL LIFE INS CO	IN.	CO/I	OL	856,599	225,066	3,568	30,859	585,958	
65676	35-0472300	01/01/1982	LINCOLN NATL LIFE INS CO	IN.	YRT/I	OL	88,540	6,104	7,872	1,009		
65676	35-0472300	05/01/2000	LINCOLN NATL LIFE INS CO	IN.	YRT/I	OL	448,900,963	13,119,222	11,435,662	3,504,718		
65676	35-0472300	12/01/1999	LINCOLN NATL LIFE INS CO	IN.	YRT/I	OL	742,739,550	30,400,531	17,719,304	7,411,821		
65676	35-0472300	12/01/2002	LINCOLN NATL LIFE INS CO	IN.	YRT/I	OL	390,893,728	4,300,370	3,424,555	1,169,428		
65676	35-0472300	11/01/2003	LINCOLN NATL LIFE INS CO	IN.	YRT/I	OL	234,079,062	1,227,081	10,121,899	3,075,821		
65676	35-0472300	07/01/2004	LINCOLN NATL LIFE INS CO	IN.	YRT/I	OL	25,068,433	1,025,779	825,475	120,159		
65676	35-0472300	07/01/2005	LINCOLN NATL LIFE INS CO	IN.	YRT/I	OL	118,353,144	311,463	5,787,826	1,057,843		
65676	35-0472300	03/28/2005	LINCOLN NATL LIFE INS CO	IN.	YRT/I	XXXLO	18,373,795	724,306	9,754	4,058		
65676	35-0472300	10/11/2004	LINCOLN NATL LIFE INS CO	IN.	YRT/I	OL	648,601,420	19,135,857	19,374,872	7,125,617		
65676	35-0472300	05/16/2011	LINCOLN NATL LIFE INS CO	IN.	YRT/I	XXXLO	4,015,566,875	31,713,998	9,744,375	2,708,729		
60232	52-0795747	06/29/2001	LOMBARD INTL LIFE ASSUR CO	PA.	YRT/I	OL	34,631,939	56,065	407,836	56,856		
60232	52-0795747	07/01/2003	LOMBARD INTL LIFE ASSUR CO	PA.	YRT/I	OL	40,250,257	12,502	154,043	21,187		
60232	52-0795747	01/01/2009	LOMBARD INTL LIFE ASSUR CO	PA.	YRT/I	OL	449,457,018	138,218	1,181,008	119,203		
60232	52-0795747	09/01/2019	LOMBARD INTL LIFE ASSUR CO	PA.	YRT/I	OL	410,380,548	1,853,210	419,504	47,335		
65722	63-0343428	02/12/1965	LOYAL AMER LIFE INS CO	OH.	YRT/I	OL	6,138	586		109		
65722	63-0343428	11/01/1966	LOYAL AMER LIFE INS CO	OH.	YRT/I	OL	11,542	94,186		56		
65722	63-0343428	01/01/1968	LOYAL AMER LIFE INS CO	OH.	OTH/I	OL	2,120	652	329	53		
65722	63-0343428	12/15/1989	LOYAL AMER LIFE INS CO	OH.	CO/I	OL	93,412	40,970	1,014	522		
65722	63-0343428	11/01/1982	LOYAL AMER LIFE INS CO	OH.	OTH/I	OL	2,713,724	1,638,913	222,335	77,935		
65722	63-0343428	03/01/1982	LOYAL AMER LIFE INS CO	OH.	OTH/I	OL	220,000	5,150	27	107		
65870	13-1004640	10/01/1970	MANHATTAN LIFE INS CO	NY.	YRT/I	OL	727,581	25,655	4,772	5,335		
65870	13-1004640	10/01/1970	MANHATTAN LIFE INS CO	NY.	YRT/I	OL	100,000	2,351	4,814	1,820		
65870	13-1004640	01/01/1992	MANHATTAN LIFE INS CO	NY.	OTH/I	OL	540,344	18,360	103,353	7,569		
65870	13-1004640	09/01/1994	MANHATTAN LIFE INS CO	NY.	CO/I	OL	365,000	8,638	4,337	274		
65870	13-1004640	09/01/1994	MANHATTAN LIFE INS CO	NY.	YRT/I	OL	960,843	6,084	29,550	3,921		
65870	13-1004640	01/01/1992	MANHATTAN LIFE INS CO	NY.	YRT/I	OL	1,613,549	338,256	70,437	6,227		
65870	13-1004640	12/11/1995	MANHATTAN LIFE INS CO	NY.	CO/I	OL	19,800	371	98	92		
67083	45-0252531	10/01/1972	MANHATTAN NATL LIFE INS CO	OH.	OTH/I	OL	35,325	1,121	2,225	112		
65935	04-1590850	09/01/1976	MASSACHUSETTS MUT LIFE INS CO	MA.	YRT/I	OL	117,678,730	1,447,207	4,902,053	1,370,139		
65935	04-1590850	07/01/1972	MASSACHUSETTS MUT LIFE INS CO	MA.	YRT/I	OL	5,287,563	125,233	251,763	30,690		
65935	04-1590850	01/01/1983	MASSACHUSETTS MUT LIFE INS CO	MA.	YRT/I	OL	22,982,859	442,704	1,012,276	109,552		
65935	04-1590850	05/01/1983	MASSACHUSETTS MUT LIFE INS CO	MA.	YRT/I	OL	2,413,439	42,017	84,513	522,014		
65935	04-1590850	01/01/1994	MASSACHUSETTS MUT LIFE INS CO	MA.	YRT/I	OL	413,745,980	2,092,166	7,685,852	2,453,955		
65935	04-1590850	01/01/1994	MASSACHUSETTS MUT LIFE INS CO	MA.	OTH/I	XXXLO	73,013,997	369,206	1,356,327	433,051		
65935	04-1590850	09/16/1996	MASSACHUSETTS MUT LIFE INS CO	MA.	YRT/I	OL	162,063,487	376,044	806,097	241,588		
65935	04-1590850	03/01/1996	MASSACHUSETTS MUT LIFE INS CO	MA.	YRT/I	OL	78,490,332	507,599	2,771,738	765,090		
65935	04-1590850	09/01/1998	MASSACHUSETTS MUT LIFE INS CO	MA.	YRT/I	OL	295,637,558	1,223,124	2,186,227	585,294		
65935	04-1590850	02/08/1999	MASSACHUSETTS MUT LIFE INS CO	MA.	YRT/I	OL	231,111,700	822,686	1,558,320	451,117		
65935	04-1590850	09/01/1999	MASSACHUSETTS MUT LIFE INS CO	MA.	YRT/I	OL	439,892	1,636	3,874	648		
65935	04-1590850	03/31/2003	MASSACHUSETTS MUT LIFE INS CO	MA.	YRT/I	OL	58,981,184	24,159	687,313	264,460		
65935	04-1590850	03/31/2004	MASSACHUSETTS MUT LIFE INS CO	MA.	YRT/I	OL	3,177,214	1,098	5,177	1,100		
65935	04-1590850	05/01/2004	MASSACHUSETTS MUT LIFE INS CO	MA.	YRT/I	OL	6,851,390	18,362	38,821	9,430		
65935	04-1590850	01/01/2005	MASSACHUSETTS MUT LIFE INS CO	MA.	YRT/I	OL	1,323,825,973	2,884,913	3,793,146	871,344		
65935	04-1590850	01/19/2005	MASSACHUSETTS MUT LIFE INS CO	MA.	YRT/I	OL	47,578,688	886,476	42,777	5,704		
65935	04-1590850	01/01/2002	MASSACHUSETTS MUT LIFE INS CO	MA.	YRT/I	OL	454,132,940	4,284,567	5,957,479	2,615,652		
65935	04-1590850	07/15/2008	MASSACHUSETTS MUT LIFE INS CO	MA.	YRT/I	OL	7,536,661,709	24,882,347	8,954,677	1,612,994		
65935	04-1590850	11/23/2019	MASSACHUSETTS MUT LIFE INS CO	MA.	OTH/I	OL	2,245,796,065	5,955,488	901,846	133,842		
65935	04-1590850	09/01/2019	MASSACHUSETTS MUT LIFE INS CO	MA.	OTH/I	OL	44,727,117	127,529	19,701			
65935	04-1590850	11/23/2019	MASSACHUSETTS MUT LIFE INS CO	MA.	OTH/I	OL	1,368,484,804	3,628,777	644,165	154,543		
65935	04-1590850	11/20/2021	MASSACHUSETTS MUT LIFE INS CO	MA.	OTH/I	OL	2,442,016,779	2,250,539	80,075	18,750		

41.7

ANNUAL STATEMENT FOR THE YEAR 2022 OF THE General Re Life Corporation

SCHEDULE S - PART 1 - SECTION 1

Reinsurance Assumed Life Insurance, Annuities, Deposit Funds and Other Liabilities Without Life or Disability Contingencies, and Related Benefits Listed by Reinsured Company as of December 31, Current Year

1 NAIC Company Code	2 ID Number	3 Effective Date	4 Name of Reinsured	5 Domiciliary Jurisdiction	6 Type of Reinsurance Assumed	7 Type of Business Assumed	8 Amount of In Force at End of Year	9 Reserve	10 Premiums	11 Reinsurance Payable on Paid and Unpaid Losses	12 Modified Coinsurance Reserve	13 Funds Withheld Under Coinsurance
65935	04-1590850	11/20/2021	MASSACHUSETTS MUT LIFE INS CO	MA	OTH/I	OL	255,384,154	235,360	27,309			
65935	04-1590850	06/25/2022	MASSACHUSETTS MUT LIFE INS CO	MA	YRT/I	OL	160,355,312	38,325	2,127	6,848		
65935	04-1590850	06/25/2022	MASSACHUSETTS MUT LIFE INS CO	MA	CO/I	OL	1,670,576,896	29,360,442	2,427,969	39,533		
62375	21-0706531	08/01/1988	MEDMUTUAL LIFE INS CO	OH	OTH/I	OL	631,927	490	6,128	1,874		
65978	13-5581829	03/01/1971	METROPOLITAN LIFE INS CO	NY	YRT/I	OL	18,189,696	142,254	308,067	76,530		
65978	13-5581829	04/01/1996	METROPOLITAN LIFE INS CO	NY	YRT/I	OL	75,560,797	515,840	322,998	57,510		
65978	13-5581829	10/01/1996	METROPOLITAN LIFE INS CO	NY	CO/I	OL	90,720,627	768,487	586,902	88,718		
65978	13-5581829	07/01/1998	METROPOLITAN LIFE INS CO	NY	YRT/I	OL	1,376,766,984	24,334,643	20,290,877	7,779,321		
65978	13-5581829	04/01/1998	METROPOLITAN LIFE INS CO	NY	CO/I	OL	444,580,928	3,089,848	2,017,388	351,767		
65978	13-5581829	04/01/1999	METROPOLITAN LIFE INS CO	NY	YRT/I	OL	515,373	12,562	18,696	2,611		
65978	13-5581829	04/01/1999	METROPOLITAN LIFE INS CO	NY	YRT/I	OL	60,335,773	816,078	1,025,059	251,175		
65978	13-5581829	04/01/2009	METROPOLITAN LIFE INS CO	NY	YRT/I	OL	221,724,551	926,286	995,087	347,492		
65978	13-5581829	04/01/2009	METROPOLITAN LIFE INS CO	NY	YRT/I	XXXLO	602,775,829	2,518,182	2,705,222	944,686		
65978	13-5581829	01/01/2010	METROPOLITAN LIFE INS CO	NY	OTH/G	OL	1,349,249,011		801,159	1,500,000		
66044	46-0164570	03/01/1967	MIDLAND NATL LIFE INS CO	IA	YRT/I	OL	26,340					
66044	46-0164570	09/01/1971	MIDLAND NATL LIFE INS CO	IA	YRT/I	OL	7,551	23	472	37		
66044	46-0164570	10/01/1972	MIDLAND NATL LIFE INS CO	IA	OTH/I	OL	23,087		732	25,076		
66044	46-0164570	03/01/1973	MIDLAND NATL LIFE INS CO	IA	YRT/I	OL	36,703		5	78		
66044	46-0164570	10/01/1973	MIDLAND NATL LIFE INS CO	IA	YRT/I	OL	1,162,580	522	12,583	11,590		
66044	46-0164570	06/01/1985	MIDLAND NATL LIFE INS CO	IA	YRT/I	OL	717,848	774	16,660	2,035		
66044	46-0164570	06/01/2005	MIDLAND NATL LIFE INS CO	IA	YRT/I	OL	52,052,885	11,502	313,886	123,591		
66044	46-0164570	03/01/2012	MIDLAND NATL LIFE INS CO	IA	CO/I	OL		54,756	14,764			
66168	41-0417830	01/01/1981	MINNESOTA LIFE INS CO	MN	OTH/I	OL	7,407,999	158,633	2,610	111		
66168	41-0417830	05/01/1971	MINNESOTA LIFE INS CO	MN	YRT/I	OL	5,486,512	41,866	137,684	77,650		
66168	41-0417830	01/01/2004	MINNESOTA LIFE INS CO	MN	YRT/I	OL	161,774,019	174,316	846,960	192,251		
66168	41-0417830	01/01/2004	MINNESOTA LIFE INS CO	MN	YRT/I	XXXLO	316,991,983	341,569	1,659,597	376,711		
66168	41-0417830	03/01/2004	MINNESOTA LIFE INS CO	MN	YRT/I	OL	195,263,782	312,506	470,531	167,448		
66168	41-0417830	06/01/2005	MINNESOTA LIFE INS CO	MN	YRT/I	OL	345,201,904	365,292	1,050,381	369,304		
66168	41-0417830	11/01/2006	MINNESOTA LIFE INS CO	MN	YRT/I	OL	122,703,065	718,088	37,704	5,034		
66168	41-0417830	01/01/2008	MINNESOTA LIFE INS CO	MN	YRT/I	OL	265,584,690	426,013	869,177	165,730		
66168	41-0417830	01/01/2008	MINNESOTA LIFE INS CO	MN	YRT/I	OL	208,115,539	262,138	1,538,418	201,045		
66168	41-0417830	11/01/2011	MINNESOTA LIFE INS CO	MN	YRT/I	OL	550,861,873	1,367,699	1,056,695	108,363		
66168	41-0417830	11/01/2011	MINNESOTA LIFE INS CO	MN	YRT/I	XXXLO	687,415,820	1,706,740	1,318,641	135,226		
66370	13-1632487	06/01/1972	MONY LIFE INS CO	NY	YRT/I	OL	762,239	32,165	38,695	3,337		
66370	13-1632487	06/01/1972	MONY LIFE INS CO	NY	YRT/I	OL	6,675,952	272,559	160,172	13,047		
66370	13-1632487	01/01/1984	MONY LIFE INS CO	NY	YRT/I	OL	33,774,714	2,564,933	810,995	466,077		
66370	13-1632487	01/01/1981	MONY LIFE INS CO	NY	YRT/I	OL	1,728,959	7,854	38,853	4,181		
66370	13-1632487	11/16/1998	MONY LIFE INS CO	NY	YRT/I	OL	11,025,262	104,178	(169,126)	6,258		
88668	13-1614399	01/01/2000	MUTUAL OF AMER LIFE INS CO	NY	OTH/G	OL	193,203,600	370,487	802,948	421,974		
66427	36-1516780	03/01/1980	MUTUAL TRUST LIFE INS CO A PAN AM	IL	OTH/I	OL	922,526	3,599	62,175	69,020		
66427	36-1516780	12/01/2000	MUTUAL TRUST LIFE INS CO A PAN AM	IL	YRT/I	OL	40,908,886	437,947	238,337	20,297		
66427	36-1516780	07/01/2008	MUTUAL TRUST LIFE INS CO A PAN AM	IL	YRT/I	OL	343,056,005	1,124,481	840,472	87,627		
66427	36-1516780	07/01/2008	MUTUAL TRUST LIFE INS CO A PAN AM	IL	YRT/I	XXXLO	52,268,049	171,326	128,054	13,351		
66427	36-1516780	12/01/2019	MUTUAL TRUST LIFE INS CO A PAN AM	IL	YRT/I	OL	214,937,055	576,634	152,121	21,286		
93734	43-1240953	01/01/1971	NASSAU LIFE & ANN CO	CT	OTH/I	OL	11,573	607	849	13		
67814	06-0493340	01/01/1986	NASSAU LIFE INS CO	NY	CO/I	OL	33,374,092	8,436,460	1,119,715	617,900		
67814	06-0493340	01/01/1983	NASSAU LIFE INS CO	NY	OTH/I	OL	720,868	12,779	(61,612)	2,643		
67814	06-0493340	01/01/2000	NASSAU LIFE INS CO	NY	YRT/I	OL	6,997,356	66,263	45,085	4,325		
67814	06-0493340	01/01/2000	NASSAU LIFE INS CO	NY	YRT/I	OL	10,895,459	1,079,380	120,799	10,639		
67814	06-0493340	07/01/2002	NASSAU LIFE INS CO	NY	YRT/I	OL	53,735,420	13,425,067	7,773,331	4,761,563		
67814	06-0493340	05/19/2008	NASSAU LIFE INS CO	NY	YRT/I	XXXLO	228,388,801	748,483	464,919	51,314		
68284	48-0557726	11/01/1970	NASSAU LIFE INS CO OF KS	KS	YRT/I	OL	19,628	567	891	5		
68284	48-0557726	07/01/1982	NASSAU LIFE INS CO OF KS	KS	YRT/I	OL	12,007	3,139	211	200		
61409	23-1618791	11/01/1967	NATIONAL BENEFIT LIFE INS CO	NY	YRT/I	OL	18,941	1,146	271	61		
66524	99-0115973	04/01/1982	NATIONAL EQUITY LIFE INS CO	TN	CO/I	OL	45,000	11,615	2,563	371		
66540	84-6024157	08/01/1979	NATIONAL FARMERS UNION LIFE INS CO	TX	OTH/I	OL	73,276	1,141	9,013	50,585		
66540	84-6024157	11/01/1982	NATIONAL FARMERS UNION LIFE INS CO	TX	OTH/I	OL	1,317,638	20,958	77,438	12,478		
66540	84-6024157	11/01/1982	NATIONAL FARMERS UNION LIFE INS CO	TX	YRT/I	OL	1,379,782	27,894	41,093	10,398		

ANNUAL STATEMENT FOR THE YEAR 2022 OF THE General Re Life Corporation

SCHEDULE S - PART 1 - SECTION 1

Reinsurance Assumed Life Insurance, Annuities, Deposit Funds and Other Liabilities Without Life or Disability Contingencies, and Related Benefits Listed by Reinsured Company as of December 31, Current Year

1 NAIC Company Code	2 ID Number	3 Effective Date	4 Name of Reinsured	5 Domiciliary Jurisdiction	6 Type of Reinsurance Assumed	7 Type of Business Assumed	8 Amount of In Force at End of Year	9 Reserve	10 Premiums	11 Reinsurance Payable on Paid and Unpaid Losses	12 Modified Coinsurance Reserve	13 Funds Withheld Under Coinsurance
66583	39-0493780	..07/01/1982	NATIONAL GUARDIAN LIFE INS CO	WI.	YRT/I	..OL	471,684	239	10,414	2,191		
66680	03-0144090	..09/08/1976	NATIONAL LIFE INS CO	VT.	OTH/I	..OL	902,686	257,814	4,033	8,680		
66680	03-0144090	..09/08/1976	NATIONAL LIFE INS CO	VT.	YRT/I	..OL	796,608	13,191	23,038	9,692		
66680	03-0144090	..09/08/1976	NATIONAL LIFE INS CO	VT.	YRT/I	..OL	2,036,666	28,466	157,271	26,127		
66680	03-0144090	..01/01/2003	NATIONAL LIFE INS CO	VT.	YRT/I	..OL	138,032,718	1,064,468	1,561,026	228,107		
66680	03-0144090	..01/01/2003	NATIONAL LIFE INS CO	VT.	YRT/I	..XXXLO	87,013,642	671,023	984,046	143,795		
66788	63-0268140	..10/01/2005	NATIONAL SECURITY INS CO	AL.	OTH/G	..OL						
92657	31-1000740	..09/01/2009	NATIONWIDE LIFE & ANN INS CO	OH.	YRT/I	..OL	9,963,491	3,588	45,141	5,299		
92657	31-1000740	..10/01/2011	NATIONWIDE LIFE & ANN INS CO	OH.	YRT/I	..OL	4,845,923	3,367	20,816	3,048		
92657	31-1000740	..01/01/2011	NATIONWIDE LIFE & ANN INS CO	OH.	OTH/G	..OL		13,481				
92657	31-1000740	..01/01/2011	NATIONWIDE LIFE & ANN INS CO	OH.	OTH/G	..OL						
92657	31-1000740	..02/15/1991	NATIONWIDE LIFE & ANN INS CO	OH.	YRT/I	..OL	1,335,487	12,312	61,632	5,685		
66869	31-4156830	..11/01/1983	NATIONWIDE LIFE INS CO	OH.	YRT/I	..OL	9,353,175	166,489	420,396	61,571		
66869	31-4156830	..01/01/1991	NATIONWIDE LIFE INS CO	OH.	YRT/I	..OL	24,598,980	414,769	539,493	141,990		
66869	31-4156830	..01/01/1993	NATIONWIDE LIFE INS CO	OH.	YRT/I	..OL	76,388,276	1,251,678	1,593,778	211,045		
66869	31-4156830	..10/01/1993	NATIONWIDE LIFE INS CO	OH.	YRT/I	..OL	45,000,751	1,114,074	898,570	132,925		
66869	31-4156830	..12/01/1990	NATIONWIDE LIFE INS CO	OH.	YRT/I	..OL	3,760,089	7,725	92,858	26,233		
66869	31-4156830	..11/01/1997	NATIONWIDE LIFE INS CO	OH.	YRT/I	..OL	18,999,697	19,605	151,247	18,761		
66869	31-4156830	..01/01/1999	NATIONWIDE LIFE INS CO	OH.	YRT/I	..OL	36,979,429	615,298	626,666	307,331		
66869	31-4156830	..08/01/2001	NATIONWIDE LIFE INS CO	OH.	YRT/I	..OL	3,489,920	3,240	32,336	6,014		
66869	31-4156830	..10/01/2001	NATIONWIDE LIFE INS CO	OH.	YRT/I	..OL	24,133,031	24,888	351,988	31,072		
66869	31-4156830	..10/01/2001	NATIONWIDE LIFE INS CO	OH.	YRT/I	..OL	299,806,593	1,161,366	1,343,141	296,666		
66869	31-4156830	..07/01/2004	NATIONWIDE LIFE INS CO	OH.	YRT/I	..OL	54,377,948	88,196	478,236	67,161		
66869	31-4156830	..10/21/2003	NATIONWIDE LIFE INS CO	OH.	YRT/I	..OL	214,004,274	1,337,440	1,405,694	1,752,702		
66869	31-4156830	..06/01/2012	NATIONWIDE LIFE INS CO	OH.	YRT/I	..OL	141,644,211	943,252	567,613	59,294		
66869	31-4156830	..08/01/2015	NATIONWIDE LIFE INS CO	OH.	YRT/I	..OL	306,691,304	1,588,496	790,629	118,894		
66869	31-4156830	..08/01/2016	NATIONWIDE LIFE INS CO	OH.	YRT/I	..XXXLO	2,865,000	1,819	6,137	653		
91626	04-2708937	..01/01/1976	NEW ENGLAND LIFE INS CO	MA.	YRT/I	..OL	2,879,784	75,853	119,181	6,967		
91626	04-2708937	..08/15/1983	NEW ENGLAND LIFE INS CO	MA.	YRT/I	..OL	5,778,443	107,905	187,620	13,191		
91626	04-2708937	..05/01/1994	NEW ENGLAND LIFE INS CO	MA.	YRT/I	..OL	6,402,494	42,321	59,021	6,625		
91626	04-2708937	..09/01/1996	NEW ENGLAND LIFE INS CO	MA.	YRT/I	..OL	7,069,354	40,244	55,396	36,404		
91626	04-2708937	..02/15/1997	NEW ENGLAND LIFE INS CO	MA.	YRT/I	..OL	25,706,456	211,421	85,402	5,264,710		
91626	04-2708937	..05/01/1998	NEW ENGLAND LIFE INS CO	MA.	YRT/I	..OL	196,832,477	2,010,523	1,986,642	4,401,583		
91626	04-2708937	..01/01/1999	NEW ENGLAND LIFE INS CO	MA.	YRT/I	..OL	1,641,322	40,695	78,569	788,852		
91596	13-3044743	..10/19/2001	NEW YORK LIFE INS & ANN CORP	DE.	YRT/I	..OL	244,507,744	9,012,128	777,004	176,846		
91596	13-3044743	..05/25/2001	NEW YORK LIFE INS & ANN CORP	DE.	YRT/I	..OL	53,899,311	1,155,279	2,630,680	557,721		
91596	13-3044743	..06/01/2001	NEW YORK LIFE INS & ANN CORP	DE.	YRT/I	..OL	518,666,551	2,120,667	4,937,730	708,995		
91596	13-3044743	..05/26/2003	NEW YORK LIFE INS & ANN CORP	DE.	YRT/I	..OL	265,542,220	3,819,274	3,389,791	1,479,028		
91596	13-3044743	..05/26/2003	NEW YORK LIFE INS & ANN CORP	DE.	YRT/I	..OL	61,659,615	1,187,010	1,662,035	367,044		
91596	13-3044743	..05/26/2003	NEW YORK LIFE INS & ANN CORP	DE.	YRT/I	..OL	21,298,095	332,103	63,903	7,136		
91596	13-3044743	..05/26/2003	NEW YORK LIFE INS & ANN CORP	DE.	YRT/I	..OL	149,022,126	2,049,125	1,829,281	593,043		
91596	13-3044743	..01/17/2005	NEW YORK LIFE INS & ANN CORP	DE.	YRT/I	..OL	119,093,893	2,290,087	1,960,928	636,126		
91596	13-3044743	..01/17/2005	NEW YORK LIFE INS & ANN CORP	DE.	YRT/I	..OL	88,281,005	2,026,397	1,196,122	483,989		
91596	13-3044743	..10/19/2001	NEW YORK LIFE INS & ANN CORP	DE.	YRT/I	..OL	59,145,963	1,349,231	229,691	36,730		
91596	13-3044743	..02/11/2005	NEW YORK LIFE INS & ANN CORP	DE.	YRT/I	..OL	9,294,536	56,530	26,120	4,222		
91596	13-3044743	..02/11/2005	NEW YORK LIFE INS & ANN CORP	DE.	YRT/I	..OL	31,515,127	1,129,231	86,830	179,024		
91596	13-3044743	..08/01/2005	NEW YORK LIFE INS & ANN CORP	DE.	YRT/I	..OL	13,829,104	162,929	356,060	64,475		
66915	13-5582869	..06/01/2001	NEW YORK LIFE INS CO	NY.	YRT/I	..OL	1,852,891,570	3,296,204	4,145,691	805,020		
66915	13-5582869	..06/01/2001	NEW YORK LIFE INS CO	NY.	YRT/I	..XXXLO	4,361,131,928	7,758,241	9,757,670	1,894,767		
66915	13-5582869	..05/25/2001	NEW YORK LIFE INS CO	NY.	YRT/I	..OL	1,252,585	19,614	3,062	308		
66915	13-5582869	..08/01/2005	NEW YORK LIFE INS CO	NY.	YRT/I	..OL	104,148,367	302,266	139,207	12,229		
66915	13-5582869	..07/09/2007	NEW YORK LIFE INS CO	NY.	YRT/I	..XXXLO	1,529,498,005	4,886,817	2,500,519	410,485		
66915	13-5582869	..01/01/2021	NEW YORK LIFE INS CO	NY.	YRT/I	..OL	1,394,215,135	6,058,702	634,093			
66974	36-2428931	..12/08/2003	NORTH AMER CO LIFE & HLTH INS	IA.	YRT/I	..OL	13,012,061	54,002	60,016	12,302		
66974	36-2428931	..12/08/2003	NORTH AMER CO LIFE & HLTH INS	IA.	YRT/I	..OL	26,956,257	81,655	169,796	26,062		
66974	36-2428931	..12/08/2003	NORTH AMER CO LIFE & HLTH INS	IA.	YRT/I	..OL	33,426,356	82,177	460,447	398,174		
66974	36-2428931	..09/07/2004	NORTH AMER CO LIFE & HLTH INS	IA.	OTH/I	..OL	42,430,448	1,746,453	114,741	49,741		
66974	36-2428931	..09/07/2004	NORTH AMER CO LIFE & HLTH INS	IA.	OTH/I	..XXXL	198,873,840	8,185,723	537,798	233,136		

ANNUAL STATEMENT FOR THE YEAR 2022 OF THE General Re Life Corporation

SCHEDULE S - PART 1 - SECTION 1

Reinsurance Assumed Life Insurance, Annuities, Deposit Funds and Other Liabilities Without Life or Disability Contingencies, and Related Benefits Listed by Reinsured Company as of December 31, Current Year

1 NAIC Company Code	2 ID Number	3 Effective Date	4 Name of Reinsured	5 Domiciliary Jurisdiction	6 Type of Reinsurance Assumed	7 Type of Business Assumed	8 Amount of In Force at End of Year	9 Reserve	10 Premiums	11 Reinsurance Payable on Paid and Unpaid Losses	12 Modified Coinsurance Reserve	13 Funds Withheld Under Coinsurance
66974	36-2428931	03/01/2012	NORTH AMER CO LIFE & HLTH INS	IA	CO/I	OL	33,241	28,700				
67091	39-0509570	05/16/1983	NORTHWESTERN MUT LIFE INS CO	WI	YRT/I	OL	187,943,019	3,518,209	4,678,777	839,224		
67091	39-0509570	03/01/1988	NORTHWESTERN MUT LIFE INS CO	WI	CO/I	OL	421,887,611	2,974,277	3,894,364	443,008		
67091	39-0509570	07/01/1994	NORTHWESTERN MUT LIFE INS CO	WI	YRT/I	OL	822,594,291	6,669,370	8,951,259	3,154,101		
67091	39-0509570	05/01/1995	NORTHWESTERN MUT LIFE INS CO	WI	YRT/I	OL	766,767,414	9,709,884	12,236,245	3,101,483		
67091	39-0509570	04/29/1996	NORTHWESTERN MUT LIFE INS CO	WI	CO/I	OL	1,738,351,589	9,038,789	7,952,437	1,542,842		
67091	39-0509570	09/01/1996	NORTHWESTERN MUT LIFE INS CO	WI	YRT/I	OL	76,831,539	15,681,229	1,010,882	186,626		
67091	39-0509570	09/01/1996	NORTHWESTERN MUT LIFE INS CO	WI	YRT/I	OL	190,810,271	47,506,894	4,800,898	759,721		
67091	39-0509570	04/05/1999	NORTHWESTERN MUT LIFE INS CO	WI	CO/I	OL	544,417,448	2,264,598	2,069,429	396,218		
67091	39-0509570	04/03/2000	NORTHWESTERN MUT LIFE INS CO	WI	CO/I	OL	2,193,628,627	9,402,182	6,851,556	1,080,919		
67091	39-0509570	04/03/2000	NORTHWESTERN MUT LIFE INS CO	WI	YRT/I	OL	3,119,922	5,304,580	6,515	435		
67091	39-0509570	01/01/2002	NORTHWESTERN MUT LIFE INS CO	WI	YRT/I	OL	670,874,589	4,005,736	5,542,363	662,334		
67091	39-0509570	01/01/2002	NORTHWESTERN MUT LIFE INS CO	WI	YRT/I	XXXLO	241,400,331	1,441,381	1,994,305	238,327		
67091	39-0509570	01/01/2002	NORTHWESTERN MUT LIFE INS CO	WI	YRT/I	OL	242,821,498	44,250,399	1,370,311	390,375		
67091	39-0509570	03/25/2009	NORTHWESTERN MUT LIFE INS CO	WI	YRT/I	OL	1,667,015,954	4,890,344	4,572,963	1,545,905		
67091	39-0509570	03/25/2009	NORTHWESTERN MUT LIFE INS CO	WI	YRT/I	XXXLO	1,724,713,322	5,059,605	4,731,238	1,599,410		
67091	39-0509570	03/25/2009	NORTHWESTERN MUT LIFE INS CO	WI	YRT/I	OL	425,574,139	1,500,340	1,666,696	211,360		
67091	39-0509570	03/25/2009	NORTHWESTERN MUT LIFE INS CO	WI	YRT/I	XXXLO	288,348,679	1,016,558	1,129,274	143,207		
67091	39-0509570	03/25/2009	NORTHWESTERN MUT LIFE INS CO	WI	YRT/I	OL	147,399,294	1,162,261	487,452	35,291		
67091	39-0509570	07/01/2010	NORTHWESTERN MUT LIFE INS CO	WI	YRT/I	OL	7,883,960,881	6,229,240	5,198,545	1,641,145		
67091	39-0509570	07/01/2010	NORTHWESTERN MUT LIFE INS CO	WI	YRT/I	XXXLO	2,837,549,966	2,241,993	1,871,031	590,671		
67091	39-0509570	03/31/2013	NORTHWESTERN MUT LIFE INS CO	WI	YRT/I	OL	1,061,564,450	1,803,522	1,750,617	224,640		
67091	39-0509570	03/31/2013	NORTHWESTERN MUT LIFE INS CO	WI	YRT/I	XXXLO	377,883,790	641,997	623,165	79,965		
67091	39-0509570	03/31/2013	NORTHWESTERN MUT LIFE INS CO	WI	YRT/I	OL	135,301,274	314,241	70,699	6,007		
67091	39-0509570	01/01/2016	NORTHWESTERN MUT LIFE INS CO	WI	YRT/I	OL	10,708,169,279	5,689,202	3,562,255	1,407,086		
67091	39-0509570	09/15/2019	NORTHWESTERN MUT LIFE INS CO	WI	YRT/I	OL	109,966,396,053	31,848,637	32,819,647	15,210,390		
67091	39-0509570	10/11/2020	NORTHWESTERN MUT LIFE INS CO	WI	YRT/I	OL	7,046,317	3,630	2,801			
67091	39-0509570	11/20/2021	NORTHWESTERN MUT LIFE INS CO	WI	YRT/I	OL	1,705,569,683	854,168	1,319,125	60,500		
67091	39-0509570	11/20/2021	NORTHWESTERN MUT LIFE INS CO	WI	YRT/I	OL	163,882,690	183,641	262,909			
81353	52-1530175	06/01/2001	NYLIFE INS CO OF AZ	AZ	YRT/I	OL	2,689,505	24,018	83,398	1,559		
81353	52-1530175	06/01/2001	NYLIFE INS CO OF AZ	AZ	YRT/I	XXXLO	1,472,995	13,155	45,676	854		
67148	56-0343440	03/01/1974	OCCIDENTAL LIFE INS CO OF NC	TX	OTH/I	OL		101				
67148	56-0343440	01/01/1986	OCCIDENTAL LIFE INS CO OF NC	TX	YRT/I	OL	3,096,255	302	22,483	5,587		
67148	56-0343440	10/15/1996	OCCIDENTAL LIFE INS CO OF NC	TX	CO/I	OL	283,771	8,066	3,455	353		
89206	31-0962495	04/01/2004	OHIO NATL LIFE ASSUR CORP	OH	YRT/I	OL	172,573,845	727,610	1,512,989	269,866		
67172	31-0397080	09/01/1979	OHIO NATL LIFE INS CO	OH	YRT/I	OL	270,155	292	14,596	1,462		
67172	31-0397080	10/01/1988	OHIO NATL LIFE INS CO	OH	YRT/I	OL	21,173	5,315	298	66		
67172	31-0397080	04/01/2004	OHIO NATL LIFE INS CO	OH	YRT/I	OL	96,598,167	1,419,719	358,621	55,128		
67172	31-0397080	12/01/2005	OHIO NATL LIFE INS CO	OH	YRT/I	XXXLO	139,661,320	1,293,921	237,714	32,153		
67261	36-1577440	01/01/1982	OLD REPUBLIC LIFE INS CO	IL	OTH/I	OL	500,000	354,740	9,501	5,835		
67261	36-1577440	08/01/1989	OLD REPUBLIC LIFE INS CO	IL	YRT/I	OL	128,274	2,446	4,617	1,808		
67261	36-1577440	07/01/1982	OLD REPUBLIC LIFE INS CO	IL	MCO/I	OL	250,000	11,885	5,110	1,670		35,862
67393	43-0812448	07/01/1977	OZARK NATL LIFE INS CO	MO	YRT/I	OL	580,917	24,071	45,166	4,100		
64343	99-0108050	01/01/1985	PACIFIC GUARDIAN LIFE INS CO LTD	HI	YRT/I	OL	250,000	4,235	7,713	1,403		
64343	99-0108050	06/01/2010	PACIFIC GUARDIAN LIFE INS CO LTD	HI	CO/I	OL	244,426,068	7,164,856	592,928	43,286		
97268	95-3769814	01/01/2002	PACIFIC LIFE & ANN CO	AZ	YRT/I	OL	34,220	145	3,897	1,268		
67466	95-1079000	10/02/1972	PACIFIC LIFE INS CO	NE	YRT/I	OL	299,641	39,877	34,921	5,762		
67466	95-1079000	12/27/1982	PACIFIC LIFE INS CO	NE	YRT/I	OL	4,883,119	3,430	91,057	42,426		
67466	95-1079000	04/01/1970	PACIFIC LIFE INS CO	NE	YRT/I	OL	2,687,241		195,770	35,974		
67466	95-1079000	01/01/2002	PACIFIC LIFE INS CO	NE	YRT/I	OL	46,898,316		1,189,398	416,255		
67466	95-1079000	11/21/2016	PACIFIC LIFE INS CO	NE	YRT/I	XXXLO	6,458,589,737	1,374,027	3,569,083	1,988,624		
67466	95-1079000	06/01/2019	PACIFIC LIFE INS CO	NE	YRT/I	OL	258,260,000	278,125	113,821	20,140		
67466	95-1079000	02/01/2020	PACIFIC LIFE INS CO	NE	YRT/I	OL	1,742,696,938	4,307,923	862,712	346,300		
67466	95-1079000	02/01/2020	PACIFIC LIFE INS CO	NE	YRT/I	OL	277,116,125	678,245	167,806	28,736		
67598	04-1768571	08/01/1975	PAUL REVERE LIFE INS CO	MA	YRT/I	OL	269,363	1,078	5,758	1,902		
67598	04-1768571	08/01/1975	PAUL REVERE LIFE INS CO	MA	YRT/I	OL	1,015,041	4,196	51,621	4,607		
67644	23-0952300	08/01/2004	PENN MUT LIFE INS CO	PA	YRT/I	OL	20,600,650	37,029	181,904	17,038		
67644	23-0952300	08/01/2004	PENN MUT LIFE INS CO	PA	YRT/I	XXXLO	3,286,913	5,908	29,024	2,719		

ANNUAL STATEMENT FOR THE YEAR 2022 OF THE General Re Life Corporation

SCHEDULE S - PART 1 - SECTION 1

Reinsurance Assumed Life Insurance, Annuities, Deposit Funds and Other Liabilities Without Life or Disability Contingencies, and Related Benefits Listed by Reinsured Company as of December 31, Current Year

1 NAIC Company Code	2 ID Number	3 Effective Date	4 Name of Reinsured	5 Domiciliary Jurisdiction	6 Type of Reinsurance Assumed	7 Type of Business Assumed	8 Amount of In Force at End of Year	9 Reserve	10 Premiums	11 Reinsurance Payable on Paid and Unpaid Losses	12 Modified Coinsurance Reserve	13 Funds Withheld Under Coinsurance
67644	23-0952300	01/01/2005	PENN MUT LIFE INS CO	PA	YRT/I	OL	17,359,306	29,512	222,358	6,693		
67644	23-0952300	01/01/2005	PENN MUT LIFE INS CO	PA	YRT/I	XXXLO	20,642,447	35,093	264,413	7,958		
67644	23-0952300	01/01/2005	PENN MUT LIFE INS CO	PA	YRT/I	OL	7,701,921	78,368	287,096	23,962		
67644	23-0952300	01/01/2005	PENN MUT LIFE INS CO	PA	YRT/I	OL	70,406,025	425,469	5,319,964	699,760		
67644	23-0952300	09/01/2005	PENN MUT LIFE INS CO	PA	YRT/I	OL	3,523,485	182,387	9,640	684		
67644	23-0952300	09/01/2005	PENN MUT LIFE INS CO	PA	YRT/I	OL	535,086	50,987	4,033	1,280		
67644	23-0952300	08/01/2006	PENN MUT LIFE INS CO	PA	YRT/I	OL	55,067,285	127,509	5,216,829	1,120,977		
67644	23-0952300	10/01/2006	PENN MUT LIFE INS CO	PA	YRT/I	OL	4,997,158	14,094	118,173	3,702		
67644	23-0952300	10/01/2006	PENN MUT LIFE INS CO	PA	YRT/I	XXXLO	6,738,604	19,006	159,355	4,991		
67644	23-0952300	09/01/2019	PENN MUT LIFE INS CO	PA	YRT/I	OL	297,908,428	644,149	251,247	37,006		
72125	47-0529583	07/01/2005	PHYSICIANS LIFE INS CO	NE	CO/I	XXXL	75,287,250	1,021,107	309,060	35,926		
72125	47-0529583	07/01/2005	PHYSICIANS LIFE INS CO	NE	YRT/I	OL	262,500	23,438	199	35		
67911	45-0220640	10/13/2004	PIONEER MUT LIFE INS CO	ND	YRT/I	OL	6,239,232	83,686	54,835	15,598		
57630	36-1635425	10/01/2018	POLISH ROMAN CATHOLIC UNION OF AMER	IL	YRT/I	OL	5,145,188	13,203	8,640	533		
61271	42-0127290	05/01/1974	PRINCIPAL LIFE INS CO	IA	YRT/I	OL	3,499,491	145,726	195,363	20,354		
61271	42-0127290	01/01/1998	PRINCIPAL LIFE INS CO	IA	YRT/I	OL	4,603,048	190,049	145,665	21,313		
61271	42-0127290	07/31/1999	PRINCIPAL LIFE INS CO	IA	YRT/I	OL	44,187,263	841,214	485,128	337,931		
61271	42-0127290	05/01/2000	PRINCIPAL LIFE INS CO	IA	YRT/I	OL	7,172,237	60,408	83,260	9,226		
61271	42-0127290	05/01/2001	PRINCIPAL LIFE INS CO	IA	YRT/I	OL	137,856,573	4,221,000	858,337	227,063		
61271	42-0127290	05/18/2002	PRINCIPAL LIFE INS CO	IA	YRT/I	OL	1,218,614,772	21,639,752	18,643,223	5,581,376		
61271	42-0127290	10/01/2005	PRINCIPAL LIFE INS CO	IA	YRT/I	OL	697,229,025	18,231,009	11,123,800	2,897,898		
61271	42-0127290	06/01/2019	PRINCIPAL LIFE INS CO	IA	YRT/I	OL	58,207,330	64,970	25,248	3,059		
61271	42-0127290	10/28/2019	PRINCIPAL LIFE INS CO	IA	YRT/I	OL	5,520,110,971	13,205,155	2,483,033	740,115		
61271	42-0127290	06/01/2019	PRINCIPAL LIFE INS CO	IA	YRT/I	OL	53,425,050	67,647	54,016	6,856		
61271	42-0127290	10/28/2019	PRINCIPAL LIFE INS CO	IA	YRT/I	OL	35,916,302	46,674	54,189	6,398		
61271	42-0127290	01/16/2021	PRINCIPAL LIFE INS CO	IA	YRT/I	OL	29,269,411	74,684	33,729			
61271	42-0127290	12/01/2021	PRINCIPAL LIFE INS CO	IA	YRT/I	OL	10,331,756	312				
68136	63-0169720	03/10/1967	PROTECTIVE LIFE INS CO	TN	OTH/I	OL	11,769	6,339	1,858	184		
68136	63-0169720	09/01/1965	PROTECTIVE LIFE INS CO	TN	OTH/I	OL	271,938	12,130	18,572	8,261		
68136	63-0169720	06/01/1972	PROTECTIVE LIFE INS CO	TN	OTH/I	OL	940	4	12	1		
68136	63-0169720	06/01/1973	PROTECTIVE LIFE INS CO	TN	YRT/I	OL	1,248	8	17	1		
68136	63-0169720	09/01/1986	PROTECTIVE LIFE INS CO	TN	OTH/I	OL	843,109	198,541	15,672	3,069		
68136	63-0169720	04/01/1988	PROTECTIVE LIFE INS CO	TN	YRT/I	OL	92,994,590	21,872,638	1,155,429	141,916		
68136	63-0169720	01/01/1991	PROTECTIVE LIFE INS CO	TN	OTH/I	OL	2,680,493	82,386	4,641	738		
68136	63-0169720	01/01/1993	PROTECTIVE LIFE INS CO	TN	YRT/I	OL	25,445,441	475,397	296,031	44,114		
68136	63-0169720	03/01/1996	PROTECTIVE LIFE INS CO	TN	CO/I	OL	1,098,024,237	26,687,389	2,319,762	1,765,816		
68136	63-0169720	03/01/1996	PROTECTIVE LIFE INS CO	TN	YRT/I	OL	230,954,670	2,740,920	3,057,165	1,474,889		
68136	63-0169720	03/01/1996	PROTECTIVE LIFE INS CO	TN	YRT/I	OL	14,744,656	65,344	201,213	128,572		
68136	63-0169720	07/15/1996	PROTECTIVE LIFE INS CO	TN	YRT/I	OL	3,149,025	14,741	20,589	26,081		
68136	63-0169720	10/01/1996	PROTECTIVE LIFE INS CO	TN	YRT/I	OL	29,196,614	6,283,648	320,614	34,299		
68136	63-0169720	01/01/1992	PROTECTIVE LIFE INS CO	TN	OTH/I	OL	5,550,020	157,454	1,495,365	35,092		
68136	63-0169720	11/01/1988	PROTECTIVE LIFE INS CO	TN	OTH/I	OL	747,451	174,634	4,452	2,242		
68136	63-0169720	10/01/2004	PROTECTIVE LIFE INS CO	TN	YRT/I	OL	4,895,499	4,756	86,054	31,189		
68136	63-0169720	06/01/2005	PROTECTIVE LIFE INS CO	TN	YRT/I	OL	5,572,603	3,239	81,218	10,389		
68136	63-0169720	11/10/2008	PROTECTIVE LIFE INS CO	TN	YRT/I	XXXLO	84,511,372	143,356	303,455	24,746		
68136	63-0169720	11/16/2009	PROTECTIVE LIFE INS CO	TN	CO/I	XXXL	444,114,746	962,840	596,913	14,236		
68136	63-0169720	12/17/2012	PROTECTIVE LIFE INS CO	TN	YRT/I	OL	81,865,027	292,524	358,112	91,061		
68136	63-0169720	12/17/2012	PROTECTIVE LIFE INS CO	TN	YRT/I	XXXLO	127,574,551	455,856	558,064	141,905		
68136	63-0169720	01/01/1985	PROTECTIVE LIFE INS CO	TN	OTH/G	OL	400,577					
68195	62-0331200	11/01/1973	PROVIDENT LIFE & ACCIDENT INS CO	TN	OTH/I	OL	120,119	1,751	7,082	750		
68241	22-1211670	11/01/1969	PRUDENTIAL INS CO OF AMER	NJ	YRT/I	OL	87,142	2,587	5,892	555		
68241	22-1211670	07/01/1973	PRUDENTIAL INS CO OF AMER	NJ	YRT/I	OL	451,528	16,039	32,847	4,113		
68241	22-1211670	07/01/1982	PRUDENTIAL INS CO OF AMER	NJ	YRT/I	OL	6,123,294	161,063	206,095	24,607		
68241	22-1211670	03/01/1980	PRUDENTIAL INS CO OF AMER	NJ	YRT/I	OL	36,533	35	198	35		
68241	22-1211670	06/15/1997	PRUDENTIAL INS CO OF AMER	NJ	YRT/I	OL	1,857,747	38,724	169,198	20,844		
68241	22-1211670	01/01/2005	PRUDENTIAL INS CO OF AMER	NJ	YRT/I	OL	75,266,931	477,602	227,627	402,649		
71390	41-6041001	01/01/1990	PURITAN LIFE INS CO OF AMER	AZ	YRT/I	OL	166,819	1,350	6,876	386		
22705	23-1740414	07/01/1994	R&Q REINS CO	PA	YRT/I	OL	379,879	1,944	10,163	1,105		

ANNUAL STATEMENT FOR THE YEAR 2022 OF THE General Re Life Corporation

SCHEDULE S - PART 1 - SECTION 1

Reinsurance Assumed Life Insurance, Annuities, Deposit Funds and Other Liabilities Without Life or Disability Contingencies, and Related Benefits Listed by Reinsured Company as of December 31, Current Year

1 NAIC Company Code	2 ID Number	3 Effective Date	4 Name of Reinsured	5 Domiciliary Jurisdiction	6 Type of Reinsurance Assumed	7 Type of Business Assumed	8 Amount of In Force at End of Year	9 Reserve	10 Premiums	11 Reinsurance Payable on Paid and Unpaid Losses	12 Modified Coinsurance Reserve	13 Funds Withheld Under Coinsurance
67105	41-0451140	05/26/1972	RELI ASTAR LIFE INS CO	MN.	OTH/I	OL	131,559	102,932	6,160	7,202		
67105	41-0451140	04/01/1979	RELI ASTAR LIFE INS CO	MN.	OTH/I	OL	11,000	5,781	1,257	122		
67105	41-0451140	06/01/1981	RELI ASTAR LIFE INS CO	MN.	OTH/I	OL	50,000	26,275	252	24		
67105	41-0451140	10/01/1981	RELI ASTAR LIFE INS CO	MN.	OTH/I	OL	1,679,227	45,614	108,590	37,319		
67105	41-0451140	03/01/1968	RELI ASTAR LIFE INS CO	MN.	OTH/I	OL	6,156,738	1,709,779	177,574	35,155		
67105	41-0451140	07/01/1989	RELI ASTAR LIFE INS CO	MN.	YRT/I	OL	7,777,128	241,069	245,302	42,972		
67105	41-0451140	01/01/1992	RELI ASTAR LIFE INS CO	MN.	OTH/I	OL	501,486	263,533	5,486	91		
67105	41-0451140	01/01/1992	RELI ASTAR LIFE INS CO	MN.	CO/I	OL	315,000	926	9,108	3,403		
67105	41-0451140	01/01/1998	RELI ASTAR LIFE INS CO	MN.	CO/I	OL	68,681,762	16,119,377	147,765	270,219		
67105	41-0451140	11/01/2001	RELI ASTAR LIFE INS CO	MN.	YRT/I	OL	40,213,926	323,091	1,497,267	250,324		
67105	41-0451140	05/01/2004	RELI ASTAR LIFE INS CO	MN.	OTH/I	XXXL	246,233,691	4,071,967	843,560	736,568		
67105	41-0451140	10/31/2005	RELI ASTAR LIFE INS CO	MN.	YRT/I	XXXLO	103,451,069	136,583	512,725	69,829		
67105	41-0451140	06/30/2006	RELI ASTAR LIFE INS CO	MN.	YRT/I	XXXLO	2,808,298,449	2,304,473	6,736,321	911,337		
67105	41-0451140	02/01/2007	RELI ASTAR LIFE INS CO	MN.	YRT/I	XXXLO	669,587,740	492,275	1,728,629	208,482		
67105	41-0451140	01/01/2008	RELI ASTAR LIFE INS CO	MN.	YRT/I	OL	946,770	6,259	11,378	2,047		
67105	41-0451140	01/01/2008	RELI ASTAR LIFE INS CO	MN.	YRT/I	OL	27,488,607	378,721	106,520	11,964		
67105	41-0451140	07/01/2010	RELI ASTAR LIFE INS CO	MN.	YRT/I	XXXLO	575,022,101	1,407,586	1,440,779	160,628		
67105	41-0451140	07/01/2010	RELI ASTAR LIFE INS CO	MN.	YRT/I	XXXLO	21,582,533	35,906	66,904	17,683		
67105	41-0451140	03/01/2014	RELI ASTAR LIFE INS CO	MN.	YRT/I	OL	5,311,011	11,196	4,979	672		
67105	41-0451140	03/01/2014	RELI ASTAR LIFE INS CO	MN.	YRT/I	XXXLO	5,481,726	11,556	5,139	694		
61360	53-0242530	02/01/1968	RELI ASTAR LIFE INS CO OF NY	NY	OTH/I	OL	1,529,633	3,939	139,298	13,256		
61360	53-0242530	12/20/1973	RELI ASTAR LIFE INS CO OF NY	NY	YRT/I	OL	1,682,730		96,518	8,419		
61360	53-0242530	03/01/1977	RELI ASTAR LIFE INS CO OF NY	NY	YRT/I	OL	535,531	586	21,557	2,194		
61360	53-0242530	01/01/1986	RELI ASTAR LIFE INS CO OF NY	NY	OTH/I	OL	4,157,194	1,035,884	79,009	18,686		
61360	53-0242530	11/01/2001	RELI ASTAR LIFE INS CO OF NY	NY	YRT/I	OL	2,024,961	21,535	57,789	7,918		
61360	53-0242530	05/01/2004	RELI ASTAR LIFE INS CO OF NY	NY	OTH/I	XXXL	43,396,937	469,487	194,215	40,704		
61360	53-0242530	10/31/2005	RELI ASTAR LIFE INS CO OF NY	NY	YRT/I	XXXLO	25,334,363	124,977	64,861	11,332		
61360	53-0242530	06/30/2006	RELI ASTAR LIFE INS CO OF NY	NY	YRT/I	XXXLO	561,159,782	351,260	1,227,937	133,409		
61360	53-0242530	01/01/2008	RELI ASTAR LIFE INS CO OF NY	NY	YRT/I	OL	252,612,916	626,184	3,688,992	609,611		
61360	53-0242530	03/01/2008	RELI ASTAR LIFE INS CO OF NY	NY	YRT/I	XXXLO	4,043,197	111,714	7,504	945		
93572	43-1235868	04/01/1971	PGA REINS CO	MO.	OTH/I	OL	10,333,304	233,523	942,343	54,396		
65005	41-0823832	01/01/1985	RIVERSOURCE LIFE INS CO	MN.	OTH/I	OL	807,717	208,959	26,178	3,473		
65005	41-0823832	01/01/1985	RIVERSOURCE LIFE INS CO	MN.	YRT/I	OL	346,817	1,207	13,638	1,511		
65005	41-0823832	02/23/2019	RIVERSOURCE LIFE INS CO	MN.	YRT/I	OL	515,659,878	588,992	323,453	62,162		
65005	41-0823832	08/01/2019	RIVERSOURCE LIFE INS CO	MN.	YRT/I	OL	134,441,027	163,832	135,016	15,136		
65005	41-0823832	09/14/2019	RIVERSOURCE LIFE INS CO	MN.	YRT/I	OL	7,319,156		6,905	987		
80594	41-0987741	06/22/2019	RIVERSOURCE LIFE INS CO OF NY	NY	OTH/I	OL	20,429,464	5,565	15,159	1,497		
80594	41-0987741	08/01/2019	RIVERSOURCE LIFE INS CO OF NY	NY	OTH/I	OL	16,375,000	18,335	8,438	1,562		
80594	41-0987741	11/15/2019	RIVERSOURCE LIFE INS CO OF NY	NY	OTH/I	OL	1,972,480	3,212	1,311	201		
60176	13-4076788	01/01/2004	SBLI USA LIFE INS CO INC	NY	OTH/G	OL		55,211				
93742	41-1412669	07/01/2010	SECURIAN LIFE INS CO	MN.	YRT/I	OL	36,584,584	38,255	64,442	7,445		
93742	41-1412669	07/01/2010	SECURIAN LIFE INS CO	MN.	YRT/I	XXXLO	11,333,577	11,851	19,964	2,306		
68713	84-0499703	07/01/1968	SECURITY LIFE OF DENVER INS CO	CO.	YRT/I	OL	2,552,430	45,921	313,338	55,425		
68713	84-0499703	01/09/1992	SECURITY LIFE OF DENVER INS CO	CO.	YRT/I	OL	301,934	77,451	8,869	1,297		
68713	84-0499703	01/01/1994	SECURITY LIFE OF DENVER INS CO	CO.	YRT/I	OL	690,128	3,704	79,981	16,239		
68713	84-0499703	01/01/1996	SECURITY LIFE OF DENVER INS CO	CO.	YRT/I	OL	218,816,474	3,818,787	3,440,229	1,364,616		
68713	84-0499703	07/15/2000	SECURITY LIFE OF DENVER INS CO	CO.	YRT/I	OL	704,008	242,744	1,510	287		
68713	84-0499703	01/01/1996	SECURITY LIFE OF DENVER INS CO	CO.	YRT/I	OL	15,619,081	90,464	278,086	49,512		
68713	84-0499703	01/01/1998	SECURITY LIFE OF DENVER INS CO	CO.	YRT/I	OL	11,458,070	66,364	260,956	48,200		
68713	84-0499703	07/15/2000	SECURITY LIFE OF DENVER INS CO	CO.	YRT/I	OL	14,068,754	81,485	130,023	23,777		
68713	84-0499703	11/01/2001	SECURITY LIFE OF DENVER INS CO	CO.	YRT/I	OL	3,388,763	1,058,610	19,265	8,278		
68713	84-0499703	11/01/2001	SECURITY LIFE OF DENVER INS CO	CO.	YRT/I	OL	90,909,223	528,099	2,556,472	410,169		
68713	84-0499703	01/01/2008	SECURITY LIFE OF DENVER INS CO	CO.	YRT/I	OL	106,169,961	553,475	410,715	191,765		
68713	84-0499703	03/01/2014	SECURITY LIFE OF DENVER INS CO	CO.	YRT/I	OL	1,438,874,810	2,266,960	1,081,139	273,983		
68713	84-0499703	07/01/2019	SECURITY LIFE OF DENVER INS CO	CO.	CO/I	OL	8,752,385	3,359,547	2,607,193	239,824		
68772	15-0442730	04/01/1993	SECURITY MUT LIFE INS CO OF NY	NY	YRT/I	OL	23,466,768	256,388	246,997	43,951		
68772	15-0442730	11/01/1994	SECURITY MUT LIFE INS CO OF NY	NY	CO/I	OL	6,664,875	93,103	170,902	40,815		
68772	15-0442730	08/01/1991	SECURITY MUT LIFE INS CO OF NY	NY	YRT/I	OL	270,910	2,616	27,291	2,559		

ANNUAL STATEMENT FOR THE YEAR 2022 OF THE General Re Life Corporation

SCHEDULE S - PART 1 - SECTION 1

Reinsurance Assumed Life Insurance, Annuities, Deposit Funds and Other Liabilities Without Life or Disability Contingencies, and Related Benefits Listed by Reinsured Company as of December 31, Current Year

1 NAIC Company Code	2 ID Number	3 Effective Date	4 Name of Reinsured	5 Domiciliary Jurisdiction	6 Type of Reinsurance Assumed	7 Type of Business Assumed	8 Amount of In Force at End of Year	9 Reserve	10 Premiums	11 Reinsurance Payable on Paid and Unpaid Losses	12 Modified Coinsurance Reserve	13 Funds Withheld Under Coinsurance
68772	15-0442730	09/01/2008	SECURITY MUT LIFE INS CO OF NY	NY	YRT/I	OL	7,840,054	81,284	31,769	3,409		
97241	47-0648948	05/01/1972	SETTLERS LIFE INS CO	WI	OTH/I	OL	142,099	522	957	115		
97241	47-0648948	07/01/1987	SETTLERS LIFE INS CO	WI	OTH/G	OL		51,878	(5,372)	530		
97241	47-0648948	04/01/1988	SETTLERS LIFE INS CO	WI	OTH/G	OL						
68845	54-0377280	07/01/1991	SHENANDOAH LIFE INS CO	VA	YRT/I	OL	22,052	521	234	113		
68845	54-0377280	07/01/2004	SHENANDOAH LIFE INS CO	VA	YRT/I	OL	3,932,309	32,032	74,578	4,275		
57142	41-0547795	04/01/2007	SONS OF NORWAY	MN	YRT/I	OL	10,517,000	196,535	71,379	14,321		
60009	72-1267013	06/01/1994	SOUTHERN NATL LIFE INS CO INC	LA	OTH/G	OL						
69078	13-5679267	11/01/1979	STANDARD SECURITY LIFE INS CO OF NY	NY	CO/I	OL	28,000	171	92	108		
69078	13-5679267	12/01/1982	STANDARD SECURITY LIFE INS CO OF NY	NY	CO/I	OL	12,000	69	233	48		
69116	35-0684263	11/01/1992	STATE LIFE INS CO	IN	YRT/I	OL	145,100	6,648	1,369	241		
69132	58-1449898	11/01/1967	STATE MUT INS CO	GA	OTH/I	OL	150,427	4,689	2,330	982		
69132	58-1449898	06/01/1978	STATE MUT INS CO	GA	OTH/I	OL	78,289	1,492	1,746	185		
80926	06-0893662	01/01/2011	SUN LIFE & HLTH INS CO	MI	OTH/G	OL	60,644,790	596,661	157,970	202,898		
69310	87-0198108	12/01/1971	SURETY LIFE INS CO	NE	YRT/I	OL	1,506,878	31,764	54,604	8,759		
69310	87-0198108	12/01/1989	SURETY LIFE INS CO	NE	YRT/I	OL	2,961,315	14,728	47,809	57,302		
82627	06-0839705	11/01/1963	SWISS RE LIFE & HLTH AMER INC	MO	OTH/I	OL	5,000	4,078	123	26		
	39-0989781	05/01/2000	SWISSPARTNERS INS CO SPC LTD		YRT/I	OL	19,310,160		155,749	48,745		
68608	91-0742147	08/01/1974	SYMETRA LIFE INS CO	IA	YRT/I	OL	20,307,712	248,255	232,078	22,502		
68608	91-0742147	06/01/2004	SYMETRA LIFE INS CO	IA	YRT/I	OL	4,069,705	14,198	21,762	19,920		
68608	91-0742147	06/01/2004	SYMETRA LIFE INS CO	IA	YRT/I	XXXLO	67,592,393	235,811	361,442	330,843		
68608	91-0742147	01/01/2009	SYMETRA LIFE INS CO	IA	YRT/I	XXXLO	78,397,418	128,360	392,844	81,360		
68608	91-0742147	07/01/2012	SYMETRA LIFE INS CO	IA	YRT/I	OL	63,074,796	498,899	603,503	78,549		
88072	06-0974148	03/27/2003	TALCOTT RESOLUTION LIFE INS CO	CT	YRT/I	OL	79,322,417	546,915	101,268	38,128		
56014	39-0123480	10/01/1980	THRIVENT FINANCIAL FOR LUTHERANS	WI	OTH/I	OL	3,052,898	58,342	32,650	1,428		
56014	39-0123480	09/01/1982	THRIVENT FINANCIAL FOR LUTHERANS	MN	OTH/I	OL	49,947,859	249,466	850,922	113,324		
56014	39-0123480	01/01/1987	THRIVENT FINANCIAL FOR LUTHERANS	MN	YRT/I	OL	99,623,786	324,754	1,186,440	69,374		
70688	36-6071399	01/01/1987	TRANSAMERICA FINANCIAL LIFE INS CO	NY	YRT/I	OL	176,802	41,705	15,391	1,678		
70688	36-6071399	06/01/1991	TRANSAMERICA FINANCIAL LIFE INS CO	NY	OTH/I	OL	555,222	134,450	17,794	3,525		
70688	36-6071399	06/01/1991	TRANSAMERICA FINANCIAL LIFE INS CO	NY	CO/I	OL	2,406,126	196,556	80,725	11,488		
70688	36-6071399	10/02/2006	TRANSAMERICA FINANCIAL LIFE INS CO	NY	YRT/I	XXXLO	14,088,796	232,827	60,830	10,783		
70688	36-6071399	03/31/2008	TRANSAMERICA FINANCIAL LIFE INS CO	NY	YRT/I	XXXLO	19,336,103	36,552	41,111	4,753		
70688	36-6071399	09/01/2009	TRANSAMERICA FINANCIAL LIFE INS CO	NY	YRT/I	XXXLO	81,401,091	286,443	205,053	15,024		
86231	39-0989781	01/01/1982	TRANSAMERICA LIFE INS CO	IA	OTH/I	OL	9,432,253	3,782,714	454,062	62,042		
86231	39-0989781	05/01/1982	TRANSAMERICA LIFE INS CO	IA	YRT/I	OL	10,774	158	614	51		
86231	39-0989781	06/01/1983	TRANSAMERICA LIFE INS CO	IA	YRT/I	OL	4,023,557	874,143	61,322	10,482		
86231	39-0989781	05/01/1979	TRANSAMERICA LIFE INS CO	IA	OTH/I	OL	5,510,562	436,536	576,847	53,807		
86231	39-0989781	01/01/1982	TRANSAMERICA LIFE INS CO	IA	CO/I	OL	3,341,034	137,698	79,916	14,054		
86231	39-0989781	01/01/1988	TRANSAMERICA LIFE INS CO	IA	CO/I	OL	10,333,355	2,117,324	302,841	78,372		
86231	39-0989781	01/01/1988	TRANSAMERICA LIFE INS CO	IA	CO/I	OL	7,467,848	446,690	229,066	36,242		
86231	39-0989781	03/15/1987	TRANSAMERICA LIFE INS CO	IA	YRT/I	OL	124,209	913	19	594		
86231	39-0989781	01/01/1990	TRANSAMERICA LIFE INS CO	IA	CO/I	OL	236,191	45,045	6,883	976		
86231	39-0989781	01/01/1990	TRANSAMERICA LIFE INS CO	IA	CO/I	OL	36,834	467	(1,199)	454		
86231	39-0989781	01/01/1990	TRANSAMERICA LIFE INS CO	IA	CO/I	OL	255,625	80,078	898	1,894		
86231	39-0989781	01/01/1990	TRANSAMERICA LIFE INS CO	IA	CO/I	OL	7,534	2,007	471	49		
86231	39-0989781	04/01/1972	TRANSAMERICA LIFE INS CO	IA	YRT/I	OL	164,270		17,095	1,685		
86231	39-0989781	02/18/1988	TRANSAMERICA LIFE INS CO	IA	CO/I	OL	2,160,629	512,570	43,381	7,555		
86231	39-0989781	02/01/1998	TRANSAMERICA LIFE INS CO	IA	YRT/I	OL	3,638,200	147,881	64,570	156,324		
86231	39-0989781	04/01/2004	TRANSAMERICA LIFE INS CO	IA	YRT/I	OL	184,016,834	432,462	5,816,785	3,263,493		
86231	39-0989781	04/01/2004	TRANSAMERICA LIFE INS CO	IA	YRT/I	OL	19,877,740	34,245	181,335	24,972		
86231	39-0989781	10/02/2006	TRANSAMERICA LIFE INS CO	IA	YRT/I	XXXLO	258,628,325	4,901,840	910,575	228,588		
86231	39-0989781	04/14/2008	TRANSAMERICA LIFE INS CO	IA	YRT/I	XXXLO	200,238,699	3,974,272	637,467	72,027		
86231	39-0989781	09/01/2009	TRANSAMERICA LIFE INS CO	IA	YRT/I	XXXLO	943,965,967	3,853,051	2,219,068	595,107		
86231	39-0989781	11/01/2009	TRANSAMERICA LIFE INS CO	IA	YRT/I	XXXLO	278,702	151	167	19		
86231	39-0989781	01/21/2011	TRANSAMERICA LIFE INS CO	IA	YRT/I	XXXLO	243,546,646	918,734	681,419	94,520		
86231	39-0989781	11/01/2009	TRANSAMERICA LIFE INS CO	IA	YRT/I	XXXLO	2,786,598	10,180	6,973	750		
86231	39-0989781	04/01/1993	TRANSAMERICA LIFE INS CO	IA	YRT/I	OL	5,432,253	3,050	110,680	13,307		
86231	39-0989781	04/01/1994	TRANSAMERICA LIFE INS CO	IA	YRT/I	OL	9,340,048	2,343	74,123	7,244		

ANNUAL STATEMENT FOR THE YEAR 2022 OF THE General Re Life Corporation

SCHEDULE S - PART 1 - SECTION 1

Reinsurance Assumed Life Insurance, Annuities, Deposit Funds and Other Liabilities Without Life or Disability Contingencies, and Related Benefits Listed by Reinsured Company as of December 31, Current Year

1 NAIC Company Code	2 ID Number	3 Effective Date	4 Name of Reinsured	5 Domiciliary Jurisdiction	6 Type of Reinsurance Assumed	7 Type of Business Assumed	8 Amount of In Force at End of Year	9 Reserve	10 Premiums	11 Reinsurance Payable on Paid and Unpaid Losses	12 Modified Coinsurance Reserve	13 Funds Withheld Under Coinsurance
2299999. Total Separate Accounts												
2399999. Total U.S. (Sum of 0399999, 0899999, 1499999 and 1999999)							278,172,323,477	1,265,597,056	787,268,068	288,916,453	2,534,847	
2499999. Total Non-U.S. (Sum of 0699999, 0999999, 1799999 and 2099999)							91,173,585,344	908,368,896	265,936,169	287,353,452		
9999999 - Totals							369,345,908,821	2,173,965,952	1,053,204,237	576,269,905	2,534,847	

ANNUAL STATEMENT FOR THE YEAR 2022 OF THE General Re Life Corporation

SCHEDULE S - PART 1 - SECTION 2

Reinsurance Assumed Accident and Health Insurance Listed by Reinsured Company as of December 31, Current Year

1	2	3	4	5	6	7	8	9	10	11	12	13
NAIC Company Code	ID Number	Effective Date	Name of Reinsured	Domiciliary Jurisdiction	Type of Reinsurance Assumed	Type of Business Assumed	Premiums	Unearned Premiums	Reserve Liability Other Than for Unearned Premiums	Reinsurance Payable on Paid and Unpaid Losses	Modified Coinsurance Reserve	Funds Withheld Under Coinsurance
34274	47-0591908	09/01/2011	CENTRAL STATES IND CO OF OMAHA	NE	QA/I	MS	21,479,986	1,705,000	958,200	4,222,284		
38962	06-1024360	01/01/1999	GENESIS INS CO	DE	QA/I	LTC	120,274	18,881	10,251,522	296,033		
97764	06-1053475	01/01/2009	IDEALIFE INS CO	CT	QA/I	MS	55,913	6,500		9,929		
97764	06-1053475	07/01/1990	IDEALIFE INS CO	CT	QA/I	MS	80,120	22,300		22,997		
0299999. U.S. Affiliates - Other							21,736,293	1,752,681	11,209,722	4,551,243		
0399999. Total - U.S. Affiliates							21,736,293	1,752,681	11,209,722	4,551,243		
00000	AA-1930033	11/01/2017	GENERAL RE LIFE AUSTRALIA, LTD	AUS	QA/I	OH	87,878,584		273,652,717	42,910,680		278,031,054
00000	AA-1990120	01/01/2021	GENERAL REINSURANCE AFRICA, LTD	ZAF	OTH/G	OH	2,674,078		31,607	6,274,020		
00000	AA-1990120	01/01/2021	GENERAL REINSURANCE AFRICA, LTD	ZAF	OTH/I	OH	4,774,552		136	10,098,357		
0599999. Non-U.S. Affiliates - Other							95,327,214		273,684,460	59,283,057		278,031,054
0699999. Total - Non-U.S. Affiliates							95,327,214		273,684,460	59,283,057		278,031,054
0799999. Total - Affiliates							117,063,507	1,752,681	284,894,182	63,834,300		278,031,054
60054	06-6033492	08/01/2002	AETNA LIFE INS CO	CT	OTH/G	LTDI			11,451	1,904		
60410	73-0714500	08/01/1999	AMERICAN FIDELITY ASSUR CO	OK	QA/I	LTC	1,386,042	304,671	19,298,974	1,103,906		
60410	73-0714500	07/01/2000	AMERICAN FIDELITY ASSUR CO	OK	QA/I	LTC				25,855		
60410	73-0714500	02/01/1997	AMERICAN FIDELITY ASSUR CO	OK	OTH/G	OH			3,239	145,500		
60410	73-0714500	01/01/2008	AMERICAN FIDELITY ASSUR CO	OK	OTH/G	LTDI				4,250		
60488	25-0598210	12/01/1992	AMERICAN GEN LIFE INS CO	TX	OTH/G	OH				32,209		
60488	25-0598210	12/01/1992	AMERICAN GEN LIFE INS CO	TX	OTH/G	OH				143,549		
60534	59-0781901	02/01/1995	AMERICAN HERITAGE LIFE INS CO	FL	QA/I	LTC	505,933	83,276		1,057,822		
60534	59-0781901	01/01/1998	AMERICAN HERITAGE LIFE INS CO	FL	QA/I	LTC	53,598	3,291		144,018		
60534	59-0781901	01/01/2002	AMERICAN HERITAGE LIFE INS CO	FL	QA/I	LTDI	278,971	110,998		150,383		
60534	59-0781901	07/01/2002	AMERICAN HERITAGE LIFE INS CO	FL	OTH/G	LTDI	78,221			80,252		
60739	74-0484030	07/01/1998	AMERICAN NATL INS CO	TX	OTH/G	OH			5,096	163,735		
60739	74-0484030	07/01/1998	AMERICAN NATL INS CO	TX	OTH/G	OH			145	1,260		
80624	13-1851754	05/01/1993	AMERICAN PROGRESSIVE L&H INS OF NY	NY	QA/I	MS	609,845	82,300		192,690		
80624	13-1851754	07/01/1994	AMERICAN PROGRESSIVE L&H INS OF NY	NY	OTH/I	SD	2,514		100,100	298		
80624	13-1851754	07/01/1995	AMERICAN PROGRESSIVE L&H INS OF NY	NY	QA/I	LTC	281,487	82,736		642,190		
80624	13-1851754	07/01/1995	AMERICAN PROGRESSIVE L&H INS OF NY	NY	OTH/I	LTC	36,205	11,485		216,016		
80624	13-1851754	05/01/1999	AMERICAN PROGRESSIVE L&H INS OF NY	NY	QA/I	LTC	78,439	27,098		104,775		
80624	13-1851754	12/01/1998	AMERICAN PROGRESSIVE L&H INS OF NY	NY	QA/I	LTC	136,203	52,446		394,191		
80624	13-1851754	06/01/2000	AMERICAN PROGRESSIVE L&H INS OF NY	NY	QA/I	LTC	128,713	54,997		241,266		
80624	13-1851754	05/01/1999	AMERICAN PROGRESSIVE L&H INS OF NY	NY	OTH/I	LTC	8,069	1,975	318,697	22,739		
80624	13-1851754	05/01/1999	AMERICAN PROGRESSIVE L&H INS OF NY	NY	OTH/I	LTC	3,009	17,507	80,153	222,733		
60801	64-0349942	06/01/1996	AMERICAN PUBLIC LIFE INS CO	OK	OTH/I	SD	1,302		2,378	152		
60836	42-0113630	07/01/2019	AMERICAN REPUBLIC INS CO	IA	QA/I	MS	5,447,395	541,200		1,093,441		
60836	42-0113630	07/01/2019	AMERICAN REPUBLIC INS CO	IA	QA/I	MS	2,923,374	192,900		519,181		
60836	42-0113630	07/01/2019	AMERICAN REPUBLIC INS CO	IA	QA/I	MS	1,001,020	49,200	141,100	225,143		
60836	42-0113630	07/01/2019	AMERICAN REPUBLIC INS CO	IA	QA/I	MS	19,633,527	620,300		4,054,868		
60836	42-0113630	07/01/2019	AMERICAN REPUBLIC INS CO	IA	QA/I	MS	7,458,574	343,800		1,517,171		
17965	23-1620342	01/01/1989	AMERICAN SENTINEL INS CO	PA	OTH/G	A						
60895	35-0145825	10/01/1996	AMERICAN UNITED LIFE INS CO	IN	OTH/G	OH				43,079		
60895	35-0145825	07/01/1997	AMERICAN UNITED LIFE INS CO	IN	OTH/G	OH				25,000		
60895	35-0145825	01/01/1999	AMERICAN UNITED LIFE INS CO	IN	OTH/G	OH				20,000		
60895	35-0145825	07/01/2004	AMERICAN UNITED LIFE INS CO	IN	OTH/G	LTDI				14,308		
60895	35-0145825	07/01/2012	AMERICAN UNITED LIFE INS CO	IN	OTH/G	LTDI				25,180		
61999	35-0810610	07/01/2000	AMERICAN FIN LIFE & ANN INS CO	TX	QA/I	LTDI	934,381	379,131		372,310		
61301	47-0098400	01/01/1999	AMERITAS LIFE INS CORP	NE	QA/I	LTDI	7,643,877	3,554,184		4,011,124		
61301	47-0098400	11/01/2000	AMERITAS LIFE INS CORP	NE	QA/I	LTDI	313,276	169,557		162,887		
61301	47-0098400	01/15/2010	AMERITAS LIFE INS CORP	NE	OTH/I	LTDI	2,436,736	1,145,002		1,291,516		
61301	47-0098400	01/15/2010	AMERITAS LIFE INS CORP	NE	QA/I	LTDI	156,754	86,851		77,811		
61301	47-0098400	01/01/2011	AMERITAS LIFE INS CORP	NE	OTH/I	LTDI	10,233,610	4,818,331		5,504,131		
61301	47-0098400	01/01/2011	AMERITAS LIFE INS CORP	NE	QA/I	LTDI	3,126,376	1,212,024		1,027,243		
61301	47-0098400	10/01/2012	AMERITAS LIFE INS CORP	NE	QA/I	LTDI	117,370	43,792	38	1,895		
61301	47-0098400	01/01/2019	AMERITAS LIFE INS CORP	NE	OTH/I	LTDI	3,831,578	847,685		868,779		
61301	47-0098400	10/01/2022	AMERITAS LIFE INS CORP	NE	QA/I	LTDI	300		144,884			

ANNUAL STATEMENT FOR THE YEAR 2022 OF THE General Re Life Corporation

SCHEDULE S - PART 1 - SECTION 2

Reinsurance Assumed Accident and Health Insurance Listed by Reinsured Company as of December 31, Current Year

1	2	3	4	5	6	7	8	9	10	11	12	13
NAIC Company Code	ID Number	Effective Date	Name of Reinsured	Domiciliary Jurisdiction	Type of Reinsurance Assumed	Type of Business Assumed	Premiums	Unearned Premiums	Reserve Liability Other Than for Unearned Premiums	Reinsurance Payable on Paid and Unpaid Losses	Modified Coinsurance Reserve	Funds Withheld Under Coinsurance
61301	47-0098400	10/01/2022	AMERITAS LIFE INS CORP	NE	QA/I	LTDI	300					
60033	13-3758127	01/01/2011	AMERITAS LIFE INS CORP OF NY	NY	OTH/I	LTDI	871,570	390,034		475,656		
60033	13-3758127	01/01/2011	AMERITAS LIFE INS CORP OF NY	NY	QA/I	LTDI	136,571	47,245		39,517		
60033	13-3758127	04/01/2013	AMERITAS LIFE INS CORP OF NY	NY	QA/I	LTDI	21,638	9,513		11,458		
60033	13-3758127	01/01/2019	AMERITAS LIFE INS CORP OF NY	NY	OTH/I	LTDI	274,982	101,681	828,941	74,509		
60033	13-3758127	10/01/2022	AMERITAS LIFE INS CORP OF NY	NY	QA/I	LTDI	300					
60033	13-3758127	10/01/2022	AMERITAS LIFE INS CORP OF NY	NY	QA/I	LTDI	300					
62825	95-4331852	10/01/1997	ANTHEM BLUE CROSS LIFE & HLTH INS	CA	QA/I	LTC	1,132,569	452,405	45,848,877	3,091,407		
62825	95-4331852	04/01/2003	ANTHEM BLUE CROSS LIFE & HLTH INS	CA	QA/I	LTC	230,213	66,480	8,214,045	376,812		
00000	AA-9995012	01/01/1991	ASSOCIATED ACCIDENT & HLTH REINS	PA	OTH/G	OH				2,632,579		
00000	AA-9995012	04/01/1996	ASSOCIATED ACCIDENT & HLTH REINS	PA	OTH/G	OH				919,091		
00000	AA-9995012	04/01/1998	ASSOCIATED ACCIDENT & HLTH REINS	PA	OTH/G	OH				6,481,459		
00000	AA-9995012	07/01/1997	ASSOCIATED ACCIDENT & HLTH REINS	PA	OTH/G	OH				22,500		
00000	AA-9995012	01/01/1991	ASSOCIATED ACCIDENT & HLTH REINS	PA	OTH/G	OH				388,784		
00000	AA-9995012	01/01/1991	ASSOCIATED ACCIDENT & HLTH REINS	PA	OTH/G	OH				128,590		
71439	38-1843471	03/01/2001	ASSURITY LIFE INS CO	NE	QA/I	LTDI	3,923	161	92,559	42,551		
71439	38-1843471	03/01/2001	ASSURITY LIFE INS CO	NE	QA/I	LTDI	551,363	22,617	3,830,284	440,224		
71439	38-1843471	01/01/2001	ASSURITY LIFE INS CO	NE	QA/I	LTDI	298,182	12,165	1,163,677	329,120		
71439	38-1843471	01/01/2002	ASSURITY LIFE INS CO	NE	QA/I	LTDI	9,713	372	37,860	54,883		
71439	38-1843471	01/01/2002	ASSURITY LIFE INS CO	NE	QA/I	LTDI	2,459	102	23,859	50,738		
71439	38-1843471	04/01/2002	ASSURITY LIFE INS CO	NE	QA/I	LTDI	36,467	1,504	443,645	162,830		
71439	38-1843471	05/01/2008	ASSURITY LIFE INS CO	NE	OTH/I	SD	68,457		293,438	11,257		
71439	38-1843471	12/20/2008	ASSURITY LIFE INS CO	NE	QA/I	SD	(8,446)		7,494			
71439	38-1843471	07/12/2010	ASSURITY LIFE INS CO	NE	QA/I	LTDI	2,330,548	98,686	5,210,378	1,640,370		
71439	38-1843471	06/01/2019	ASSURITY LIFE INS CO	NE	OTH/I	SD	26,665		37,988	4,557		
71439	38-1843471	04/01/2022	ASSURITY LIFE INS CO	NE	QA/I	LTDI	900					
71439	38-1843471	12/01/2002	ASSURITY LIFE INS CO	NE	OTH/G	A	1,505			541		
71439	38-1843471	01/01/2003	ASSURITY LIFE INS CO	NE	OTH/G	A	40,141			14,882		
71439	38-1843471	01/01/2003	ASSURITY LIFE INS CO	NE	OTH/G	A	204,203			79,699		
71439	38-1843471	01/01/2003	ASSURITY LIFE INS CO	NE	OTH/G	A	341,191			134,541		
71439	38-1843471	01/01/2006	ASSURITY LIFE INS CO	NE	OTH/G	A	21,380			7,024		
71439	38-1843471	01/01/2006	ASSURITY LIFE INS CO	NE	OTH/G	LTDI	155,808		642,530	90,039		
15940	47-3642356	02/01/2017	ASSURITY LIFE INS CO OF NY	NY	QA/I	LTDI	71,911	3,092	13,477	54,424		
37273	39-1338397	01/01/2019	AXIS INSURANCE COMPANY	IL	QA/G	SD						
61212	52-0236900	04/01/2011	BALTIMORE LIFE INS CO	MD	QA/I	SD	50,816		140,827	10,160		
61239	58-0658963	01/01/2016	BANKERS FIDELITY LIFE INS CO	GA	QA/I	MS	62,011,509	949,100	4,587,500	18,796,599		
81043	59-1460067	05/01/2000	BANKERS LIFE INS CO	NC	OTH/G	A			3,400	21		
71714	75-1277524	01/01/2005	BERKSHIRE LIFE INS CO OF AMER	MA	QA/I	LTDI	85,353	36,796	441,483	104,915		
78620	38-2764383	10/01/1999	BROOKE LIFE INS CO	MI	QA/I	LTDI	2,900	1,932	8,435	39,715		
76694	23-2044256	07/01/1994	CANADA LIFE REINS CO	PA	OTH/G	OH				36,142		
57347	74-0548665	01/01/2018	CATHOLIC LIFE INS	TX	QA/I	MS	553,149			173,488		
80799	06-0641618	07/01/1996	CELTIC INS CO	IL	QA/I	MS	381,156					
80799	06-0641618	07/01/1996	CELTIC INS CO	IL	QA/I	MS	326,976					
80799	06-0641618	10/01/1997	CELTIC INS CO	IL	QA/I	MS	3,191,842	473,800	584,900	657,647		
61751	47-0123035	01/01/2005	CENTRAL STATES H & L CO OF OMAHA	NE	QA/I	MS	5,700,048	828,700	351,300	1,319,309		
61859	74-0483480	12/31/1998	CHRISTIAN FIDELITY LIFE INS CO	TX	QA/I	MS	40,247		2,100	7,948		
76236	31-1213778	07/01/1999	CINCINNATI LIFE INS CO	OH	QA/G	LTC	1,696,098	562,630	40,985,616	1,545,976		
84786	84-0674027	03/01/2004	COLORADO BANKERS LIFE INS CO	NC	QA	SD	380,738	10,810	525,034	225,825		
00000	AA-9995114	10/01/1996	COMP RE FACILITY	PA	OTH/G	OH				1,805,635		
00000	AA-9995114	09/01/1997	COMP RE FACILITY	PA	OTH/G	OH				592,231		
77828	57-0523959	01/01/2020	COMPANION LIFE INS CO	SC	QA/I	MS	8,264,253	508,600	1,682,500	3,925,820		
71404	47-0463747	04/01/2008	CONTINENTAL GEN INS CO	TX	OTH/I	SD	69,121		505,585	13,442		
71404	47-0463747	10/01/1995	CONTINENTAL GEN INS CO	TX	QA/I	LTDI	984	241	9,464	1,739		
62553	37-0808781	01/01/1999	COUNTRY LIFE INS CO	IL	QA/I	LTDI	212,579	8,726	511,515	233,829		
62553	37-0808781	04/01/2002	COUNTRY LIFE INS CO	IL	QA/I	LTDI	946,857	39,083	4,835,693	715,368		
62553	37-0808781	07/01/2006	COUNTRY LIFE INS CO	IL	OTH/G	LTDI	527,604		2,228,285	328,968		
14188	45-2784935	11/01/2015	DAKOTA CAPITAL LIFE INS CO	ND	OTH/G	A	8,978			6,187		

ANNUAL STATEMENT FOR THE YEAR 2022 OF THE General Re Life Corporation

SCHEDULE S - PART 1 - SECTION 2

Reinsurance Assumed Accident and Health Insurance Listed by Reinsured Company as of December 31, Current Year

1	2	3	4	5	6	7	8	9	10	11	12	13
NAIC Company Code	ID Number	Effective Date	Name of Reinsured	Domiciliary Jurisdiction	Type of Reinsurance Assumed	Type of Business Assumed	Premiums	Unearned Premiums	Reserve Liability Other Than for Unearned Premiums	Reinsurance Payable on Paid and Unpaid Losses	Modified Coinsurance Reserve	Funds Withheld Under Coinsurance
68284	48-0557726	01/11/1999	NASSAU LIFE INS CO OF KS	KS	OTH/I	LTC	843,200	157,946	21,328,164	2,093,113		
82538	74-1541799	01/01/2018	NATIONAL HLTH INS CO	TX	QA/I	MS	449,438					
75264	16-0958252	03/01/2016	NATIONAL INTEGRITY LIFE INS CO	NY	QA/I	SD	455		4,069	79		
66788	63-0268140	10/01/2005	NATIONAL SECURITY INS CO	AL	OTH/G	A						
98205	73-1187572	01/01/2007	NATL FOUNDATION LIFE INS CO	TX	OTH/I	SD	308			18		
66974	36-2428931	02/01/2005	NORTH AMER CO LIFE & HLTH INS	IA	QA/I	LTDI	5,639	3,464	26,288	9,905		
00000	AA-9995107	06/15/1997	OCCUPATIONAL ACCIDENT POOL	IL	OTH/G	OH				696,396		
00000	AA-9995107	07/25/1997	OCCUPATIONAL ACCIDENT POOL	IL	OTH/G	OH				305,147		
00000	AA-9995107	07/01/1997	OCCUPATIONAL ACCIDENT POOL	IL	OTH/G	OH				503,221		
00000	AA-9995107	07/01/1997	OCCUPATIONAL ACCIDENT POOL	IL	OTH/G	OH				122,976		
00000	AA-9995107	07/01/1997	OCCUPATIONAL ACCIDENT POOL	IL	OTH/G	OH				156,185		
00000	AA-9995107	01/01/1998	OCCUPATIONAL ACCIDENT POOL	IL	OTH/G	OH				19,678		
00000	AA-9995107	03/01/1998	OCCUPATIONAL ACCIDENT POOL	IL	OTH/G	OH				6,215,918		
00000	AA-9995107	12/01/1997	OCCUPATIONAL ACCIDENT POOL	IL	OTH/G	OH				593,191		
00000	AA-9995107	12/01/1997	OCCUPATIONAL ACCIDENT POOL	IL	OTH/G	OH				7,035,629		
00000	AA-9995107	12/01/1997	OCCUPATIONAL ACCIDENT POOL	IL	OTH/G	OH				961,122		
00000	AA-9995107	03/01/1998	OCCUPATIONAL ACCIDENT POOL	IL	OTH/G	OH				3,858,604		
89206	31-0962495	09/26/2016	OHIO NATL LIFE ASSUR CORP	OH	QA/I	LTDI	5,737,028	1,623,625	10,380,316	2,502,022		
67172	31-0397080	01/01/1999	OHIO NATL LIFE INS CO	OH	QA/I	LTDI	2,067,180	1,002,941	15,958,706	1,528,388		
56383	31-4273120	12/31/1998	ORDER OF UNITED COMMERCIAL TRAVEL	OH	QA/I	MS	2,976,693		3,695,100	737,710		
56383	31-4273120	07/01/2000	ORDER OF UNITED COMMERCIAL TRAVEL	OH	QA/I	MS	15,300,603	941,500	471,200	2,956,066		
56383	31-4273120	06/01/2010	ORDER OF UNITED COMMERCIAL TRAVEL	OH	QA/I	MS	1,365,147	82,000	1,200	311,977		
56383	31-4273120	08/01/2011	ORDER OF UNITED COMMERCIAL TRAVEL	OH	QA	SD	807		6,262	93		
76112	86-0216483	09/01/1998	OXFORD LIFE INS CO	AZ	QA/I	MS	114,802	8,800	4,600	28,242		
67539	72-0281240	09/01/2016	PAN AMER LIFE INS CO	LA	QA/I	SD	56,168			8,320		
67539	72-0281240	01/01/1994	PAN AMER LIFE INS CO	LA	OTH/G	OH				437,820		
61271	42-0127290	07/01/2000	PRINCIPAL LIFE INS CO	IA	QA/I	MS	24,949,732	1,273,700	2,000,700	5,334,180		
68195	62-0331200	03/01/2005	PROVIDENT LIFE & ACCIDENT INS CO	TN	QA	SD	1,442,564					
67105	41-0451140	01/01/2006	RELIASTAR LIFE INS CO	MN	OTH/G	LTDI			2,406,464	77,410		
65005	41-0823832	10/08/2007	RIVERSOURCE LIFE INS CO	MN	QA/I	LTDI	1,054,190	459,399	5,286,149	1,414,738		
65005	41-0823832	10/01/2021	RIVERSOURCE LIFE INS CO	MN	OTH/I	LTDI	322,984			91,460		
80594	41-0987741	08/16/2010	RIVERSOURCE LIFE INS CO OF NY	NY	QA/I	LTDI	59,053	27,932	115,161	39,233		
80594	41-0987741	06/25/2022	RIVERSOURCE LIFE INS CO OF NY	NY	QA/I	LTDI	700					
62952	87-0129771	12/31/2013	SILAC INS CO	UT	QA/I	MS	7,705,370	475,300		1,409,958		
00000	AA-9995074	07/01/1991	SPECIAL RISK REINS FACILITY	MA	OTH/G	OH	4			904,745		
00000	AA-9995074	07/01/1991	SPECIAL RISK REINS FACILITY	MA	OTH/G	OH				659,452		
00000	AA-9995074	04/01/1994	SPECIAL RISK REINS FACILITY	MA	OTH/G	OH	4			314,317		
00000	AA-9995074	07/01/1996	SPECIAL RISK REINS FACILITY	MA	OTH/G	OH	27			54,833		
00000	AA-9995074	01/01/1998	SPECIAL RISK REINS FACILITY	MA	OTH/G	OH				510,194		
00000	AA-9995074	01/01/1998	SPECIAL RISK REINS FACILITY	MA	OTH/G	OH				192,896		
00000	AA-9995074	01/01/1999	SPECIAL RISK REINS FACILITY	MA	OTH/G	OH				27,153		
86355	73-0994234	12/01/1997	STANDARD LIFE & ACCIDENT INS CO	TX	QA/I	LTC	7,610	3,566	50,136	60,752		
25178	37-0533100	01/01/2008	STATE FARM MUT AUTO INS CO	IL	QA/I	LTDI	1,167,700			814,626		
69132	58-1449898	01/01/1993	STATE MUT INS CO	GA	QA/I	LTC	12,399		589,277	64,219		
91785	06-1323069	10/01/1994	STERLING NAT LIFE INS CO INC	UT	OTH/G	OH				162,260		
80926	06-0893662	01/01/2011	SUN LIFE & HLTH INS CO	MI	OTH/G	A	(7,319)			7,167		
82627	06-0839705	01/01/1994	SWISS RE LIFE & HLTH AMER INC	MO	OTH/G	OH				207,021		
82627	06-0839705	10/01/1994	SWISS RE LIFE & HLTH AMER INC	MO	OTH/G	OH				6,405,851		
86231	39-0989781	01/01/1994	TRANSAMERICA LIFE INS CO	IA	OTH/G	OH				1,274,558		
86231	39-0989781	08/01/1994	TRANSAMERICA LIFE INS CO	IA	OTH/G	OH		5,096		2,855,688		
86231	39-0989781	01/01/1994	TRANSAMERICA LIFE INS CO	IA	OTH/G	OH		145		36,484		
61425	36-0792925	01/01/2022	TRUSTMARK INS CO	IL	QA/I	LTC	5,035,674	184	3,760,982	102,778		
80314	52-0913817	07/01/2002	UNICARE LIFE & HLTH INS CO	IN	QA/I	LTC	1,947	100,100	63,313	479		
80314	52-0913817	07/01/2002	UNICARE LIFE & HLTH INS CO	IN	QA/I	LTC	1,931		38,776	320		
11121	43-1917728	10/01/2015	UNIFIED LIFE INS CO	TX	QA/I	MS	1,764,898			533,649		
91529	52-1996029	01/01/2010	UNIMERICA INS CO	WI	OTH/G	A	(16)	3,077		(1,067)		
11596	01-0637149	01/01/2010	UNIMERICA LIFE INS CO OF NY	NY	OTH/G	A	564			125		

ANNUAL STATEMENT FOR THE YEAR 2022 OF THE General Re Life Corporation

SCHEDULE S - PART 1 - SECTION 2

Reinsurance Assumed Accident and Health Insurance Listed by Reinsured Company as of December 31, Current Year

1	2	3	4	5	6	7	8	9	10	11	12	13
NAIC Company Code	ID Number	Effective Date	Name of Reinsured	Domiciliary Jurisdiction	Type of Reinsurance Assumed	Type of Business Assumed	Premiums	Unearned Premiums	Reserve Liability Other Than for Unearned Premiums	Reinsurance Payable on Paid and Unpaid Losses	Modified Coinsurance Reserve	Funds Withheld Under Coinsurance
69744	13-1423090	10/01/1994	UNION LABOR LIFE INS CO	MD	QA/I	LTDI	19,737		164,562	26,053		
69744	13-1423090	08/01/2007	UNION LABOR LIFE INS CO	MD	OTH/G	A	8,118	318,697		2,753		
69744	13-1423090	08/01/2007	UNION LABOR LIFE INS CO	MD	OTH/G	A	23,624	80,153		8,228		
69744	13-1423090	07/01/2016	UNION LABOR LIFE INS CO	MD	OTH/G	A	2,658,311	2,378	5,475,737	501,830		
69744	13-1423090	07/01/2016	UNION LABOR LIFE INS CO	MD	OTH/G	A	522,502		749,690	89,946		
69892	35-1097117	03/01/2007	UNITED FARM FAMILY LIFE INS CO	IN	QA/I	LTDI	4,276		14,435	11,828		
79413	36-2739571	01/01/2010	UNITEDHEALTHCARE INS CO	CT	OTH/G	A	34,184	141,100		10,281		
79413	36-2739571	01/01/2010	UNITEDHEALTHCARE INS CO	CT	OTH/G	A	445,392			137,916		
70122	73-0493220	08/01/2017	UNIVERSAL FIDELITY LIFE INS CO	OK	QA/I	MS	2,640,142			644,826		
70130	31-0727974	10/01/2021	UNIVERSAL GUAR LIFE INS CO	OH	OTH/G	LTDI			62,819	12,750		
62235	01-0278678	01/01/1989	UNUM LIFE INS CO OF AMER	ME	OTH/G	LTDI						
62235	01-0278678	01/01/2000	UNUM LIFE INS CO OF AMER	ME	OTH/G	A	577,428			238,209		
62235	01-0278678	01/01/2009	UNUM LIFE INS CO OF AMER	ME	OTH/G	A	309,863			365,801		
62235	01-0278678	09/01/2012	UNUM LIFE INS CO OF AMER	ME	OTH/G	LTDI	479,671			236,090		
14165	32-0348453	09/01/2016	US ALLIANCE LIFE & SECURITY CO	KS	QA/I	SD	7,450		12,654	960		
14165	32-0348453	05/01/2018	US ALLIANCE LIFE & SECURITY CO	KS	QA/I	SD	39,899			7,245		
14165	32-0348453	03/01/2015	US ALLIANCE LIFE & SECURITY CO	KS	OTH/G	A	34,766			18,917		
97772	06-1341715	11/01/1996	US HLTH & LIFE INS CO INC	MI	QA/I	MS	4,776			476		
29599	52-1504975	10/01/1998	US SPECIALTY INS CO	TX	OTH/G	OH				815,230		
94358	71-0505232	05/01/1995	USABLE LIFE	AR	OTH/I	SD	967		26,205	125		
94358	71-0505232	09/01/1995	USABLE LIFE	AR	QA/I	MS	12,848			2,388		
94358	71-0505232	04/01/2003	USABLE LIFE	AR	QA	SD	48,766		918,575	12,212		
94358	71-0505232	01/01/2008	USABLE LIFE	AR	OTH/I	SD	79,522	78	1,027,995	18,337		
80942	41-0991508	10/01/1995	VENERABLE INS & ANN CO	IA	QA/I	LTDI			92,291	36		
80942	41-0991508	10/01/1995	VENERABLE INS & ANN CO	IA	QA/I	LTDI	50	148,080	39,714	2,089		
10030	92-0040526	10/01/1998	WESTCHESTER FIRE INS CO	PA	OTH/G	OH				986,365		
70483	31-0487145	10/01/2009	WESTERN & SOUTHERN LIFE INS CO	OH	QA/I	SD	3,313,151		8,737,721	694,262		
62413	36-0947200	01/01/1999	WILCAC LIFE INS CO	IA	OTH/G	OH				160,596		
62413	36-0947200	01/01/1995	WILCAC LIFE INS CO	IA	OTH/G	OH				143,068		
62413	36-0947200	01/01/1999	WILCAC LIFE INS CO	IA	OTH/G	OH				2,324,647		
60704	94-1516991	07/04/2003	WILTON REASSUR LIFE CO OF NY	NY	QA/I	LTDI	16,477			16,196		
0899999. U.S. Non-Affiliates							364,258,471	39,570,616	988,924,647	192,861,860		
00000	AA-3190447	01/01/2005	AETNA LIFE & CAS (BERMUDA) LTD	BMU	OTH/G	LTDI			449,167	26,000		
00000	AA-1122000	01/01/1997	LLOYDS OF LONDON	GBR	OTH/G	OH				50,000		
00000	AA-1122000	01/01/1997	LLOYDS OF LONDON	GBR	OTH/G	OH				238,031		
00000	AA-1122000	01/01/1998	LLOYDS OF LONDON	GBR	OTH/G	OH				3,547		
00000	AA-1120905	01/01/1998	LONDON AND LEITH INS CO LTD	GBR	OTH/G	OH				766,889		
00000	AA-1561039	01/01/2011	SUN LIFE ASSUR CO OF CANADA	CAN	OTH/G	A	210,173			128,059		
00000	AA-1420145	01/01/1999	VESTA GRP	NOR	OTH/G	OH				801,791		
0999999. Non-U.S. Non-Affiliates							210,173		449,167	2,014,317		
1099999. Total - Non-Affiliates							364,468,644	39,570,616	989,373,814	194,876,177		
1199999. Total U.S. (Sum of 0399999 and 0899999)							385,994,764	41,323,297	1,000,134,369	197,413,103		
1299999. Total Non-U.S. (Sum of 0699999 and 0999999)							95,537,387		274,133,627	61,297,374		278,031,054
9999999 - Totals							481,532,151	41,323,297	1,274,267,996	258,710,477		278,031,054

ANNUAL STATEMENT FOR THE YEAR 2022 OF THE General Re Life Corporation

SCHEDULE S - PART 2

Reinsurance Recoverable on Paid and Unpaid Losses Listed by Reinsuring Company as of December 31, Current Year

1 NAIC Company Code	2 ID Number	3 Effective Date	4 Name of Company	5 Domiciliary Jurisdiction	6 Paid Losses	7 Unpaid Losses
62345	47-0766667	01/01/1991	BERKSHIRE HATHAWAY LIFE INS CO NE	NE		43,435
0299999. Life and Annuity - U.S. Affiliates - Other						43,435
0399999. Total Life and Annuity - U.S. Affiliates						43,435
00000	AA-3770417	01/01/1997	BRITISH INS CO OF CAYMAN	CYM		
00000	AA-1340145	01/01/1968	GENERAL REINS AG	DEU		460,253
00000	AA-1340145	01/01/1994	GENERAL REINS AG	DEU		39,747
00000	AA-1340145	04/01/2021	GENERAL REINS AG	DEU		3,330,369
0599999. Life and Annuity - Non-U.S. Affiliates - Other						3,830,369
0699999. Total Life and Annuity - Non-U.S. Affiliates						3,830,369
0799999. Total Life and Annuity - Affiliates						3,873,804
62944	13-5570651	01/01/1987	AXA EQUITABLE LIFE INS CO	NY	415,208	998,383
62308	06-0303370	01/01/1968	CONNECTICUT GEN LIFE INS CO	CT	11,838	
68322	84-0467907	01/01/1982	GREAT W LIFE & ANN INS CO	CO		813
67466	95-1079000	01/01/1986	PACIFIC LIFE INS CO	NE	363,442	1,209,825
67105	41-0451140	10/12/1977	RELIASTAR LIFE INS CO	MN		3,891
93572	43-1235868	03/01/1978	RGA REINS CO	MO		1,240
93572	43-1235868	01/01/1982	RGA REINS CO	MO		320
93572	43-1235868	07/01/1981	RGA REINS CO	MO		
87017	62-1003368	01/01/1969	SCOR GLOBAL LIFE REINS CO DE	DE		719
82627	06-0839705	01/01/1991	SWISS RE LIFE & HLTH AMER INC	MO		8,716
0899999. Life and Annuity - U.S. Non-Affiliates						790,488
00000	AA-1560188	01/01/1982	RGA LIFE REINS CO OF CANADA	CAN		342
00000	AA-1560188	03/01/1978	RGA LIFE REINS CO OF CANADA	CAN		201
00000	AA-1320012	01/01/1994	AXA CORPORATE SOLUTIONS ASSUR	FRA		1,440
0999999. Life and Annuity - Non-U.S. Non-Affiliates						1,983
1099999. Total Life and Annuity - Non-Affiliates						790,488
1199999. Total Life and Annuity						790,488
20087	47-0355979	10/01/2017	NATIONAL INDEMNITY COMPANY - NE	NE		46,829,084
1399999. Accident and Health - U.S. Affiliates - Other						46,829,084
1499999. Total Accident and Health - U.S. Affiliates						46,829,084
1799999. Total Accident and Health - Non-U.S. Affiliates						
1899999. Total Accident and Health - Affiliates						46,829,084
71404	47-0463747	10/01/1994	CONTINENTAL GENERAL INSURANCE COMPANY	TX		23,448
71404	47-0463747	10/01/1994	CONTINENTAL GENERAL INSURANCE COMPANY	TX		32
67814	06-0493340	12/01/1997	NASSAU LIFE INS CO	NY		316,081
76112	86-0216483	07/01/1996	OXFORD LIFE INS CO	AZ		28,078
76112	86-0216483	07/01/1996	OXFORD LIFE INS CO	AZ		21,810
76112	86-0216483	10/01/1997	OXFORD LIFE INS CO	AZ		206,524
76112	86-0216483	01/01/1996	OXFORD LIFE INS CO	AZ		1,129
80802	38-1082080	12/01/1997	SUN LIFE ASSUR CO OF CANADA (US BRANCH)	MI		705,250
1999999. Accident and Health - U.S. Non-Affiliates						1,302,352
00000	AA-1127010	12/01/1997	LLLOYDS SYNDIATE 1101	GBR		1,708,393
2099999. Accident and Health - Non-U.S. Non-Affiliates						1,708,393
2199999. Total Accident and Health - Non-Affiliates						3,010,745
2299999. Total Accident and Health						49,839,829
2399999. Total U.S. (Sum of 0399999, 0899999, 1499999 and 1999999)						790,488
2499999. Total Non-U.S. (Sum of 0699999, 0999999, 1799999 and 2099999)						5,540,745
9999999 Totals - Life, Annuity and Accident and Health						790,488
						55,939,523

ANNUAL STATEMENT FOR THE YEAR 2022 OF THE General Re Life Corporation

SCHEDULE S - PART 3 - SECTION 1

Reinsurance Ceded Life Insurance, Annuities, Deposit Funds and Other Liabilities Without Life or Disability Contingencies, and Related Benefits Listed by Reinsuring Company as of December 31, Current Year

1 NAIC Company Code	2 ID Number	3 Effective Date	4 Name of Company	5 Domi- ciliary Juris- diction	6 Type of Reinsurance Ceded	7 Type of Business Ceded	8 Amount in Force at End of Year	Reserve Credit Taken		11 Premiums	Outstanding Surplus Relief		14 Modified Coinsurance Reserve	15 Funds Withheld Under Coinsurance
								9 Current Year	10 Prior Year		12 Current Year	13 Prior Year		
62345	47-0766667	01/01/1982	BERKSHIRE HATHAWAY LIFE INS CO NE	NE	CO/1	OL	2,497	520	1,133	87				
62345	47-0766667	01/01/1991	BERKSHIRE HATHAWAY LIFE INS CO NE	NE	CO/1	OL	1,590,108	5,636	5,124	15,165				
62345	47-0766667	01/01/1991	BERKSHIRE HATHAWAY LIFE INS CO NE	NE	YRT/1	OL	3,599,671	11,256	11,597	30,220				
62345	47-0766667	01/01/2012	BERKSHIRE HATHAWAY LIFE INS CO NE	NE	YRT/1	OL	124,094,080	171,350	159,379	225,432				
0299999. General Account - Authorized U.S. Affiliates - Other							129,286,356	188,762	177,233	270,904				
0399999. Total General Account - Authorized U.S. Affiliates							129,286,356	188,762	177,233	270,904				
0699999. Total General Account - Authorized Non-U.S. Affiliates														
0799999. Total General Account - Authorized Affiliates							129,286,356	188,762	177,233	270,904				
62308	06-0303370	01/01/1968	CONNECTICUT GEN LIFE INS CO	CT	YRT/1	OL		259						
62308	06-0303370	07/01/2004	CONNECTICUT GEN LIFE INS CO	CT	YRT/1	OL		19,741	36,463	245,183				
62944	13-5570651	01/01/1979	EQUITABLE FINANCIAL LIFE INS CO	NY	CO/1	OL	42,552	1,483	565	4,401				
62944	13-5570651	01/01/1979	EQUITABLE FINANCIAL LIFE INS CO	NY	YRT/1	OL	14,141,542	152,746	187,678	453,410				
62944	13-5570651	01/01/1982	EQUITABLE FINANCIAL LIFE INS CO	NY	CO/1	OL	1,502	313	681	52				
62944	13-5570651	01/01/1987	EQUITABLE FINANCIAL LIFE INS CO	NY	YRT/1	OL	431,878,108	4,637,576	4,570,647	3,167,912				
62944	13-5570651	01/01/1987	EQUITABLE FINANCIAL LIFE INS CO	NY	YRT/1	XXL	51,466,071	526,558	520,070	343,645				
62944	13-5570651	01/01/1987	EQUITABLE FINANCIAL LIFE INS CO	NY	YRT/1	XXL.O.	97,213,706	994,609	982,355	649,107				
62944	13-5570651	01/01/1987	EQUITABLE FINANCIAL LIFE INS CO	NY	CO/1	OL	43,528,771	441,095	602,194	288,054				
62944	13-5570651	01/01/1987	EQUITABLE FINANCIAL LIFE INS CO	NY	CO/1	XXL	5,086,465	52,019	71,355	31,924				
62944	13-5570651	01/01/1987	EQUITABLE FINANCIAL LIFE INS CO	NY	CO/1	XXL.O.	9,607,696	98,258	134,782	60,301				
68322	84-0467907	01/01/1970	GREAT W LIFE & ANN INS CO	CO	YRT/1	OL			272					
68322	84-0467907	01/01/1982	GREAT W LIFE & ANN INS CO	CO	YRT/1	OL	193,604	6,284	5,718	7,827				
68322	84-0467907	01/01/1982	GREAT W LIFE & ANN INS CO	CO	CO/1	OL	2,808	339	713	120				
67466	95-1079000	01/01/1980	PACIFIC LIFE INS CO	NE	YRT/1	OL	2,276,303	24,106	29,800	70,827				
67466	95-1079000	01/01/1980	PACIFIC LIFE INS CO	NE	CO/1	OL	22,993	673	301	1,978				
67466	95-1079000	01/01/1986	PACIFIC LIFE INS CO	NE	YRT/1	OL	36,801,065	99,728	104,281	588,689				
67466	95-1079000	01/01/1986	PACIFIC LIFE INS CO	NE	CO/1	OL	226,063,686	641,514	640,583	3,786,816				
67466	95-1079000	01/01/1987	PACIFIC LIFE INS CO	NE	YRT/1	OL	4,561,177	202,695	193,758	205,687				
67466	95-1079000	01/01/1987	PACIFIC LIFE INS CO	NE	CO/1	OL	240,062	8,809	10,198	8,939				
67466	95-1079000	01/01/1991	PACIFIC LIFE INS CO	NE	YRT/1	OL				94,252				
67466	95-1079000	01/01/1991	PACIFIC LIFE INS CO	NE	CO/1	OL				27,609				
67466	95-1079000	01/01/1997	PACIFIC LIFE INS CO	NE	CO/1	OL	3,664,618			46,061				
67466	95-1079000	04/01/1999	PACIFIC LIFE INS CO	NE	YRT/1	OL	25,244,991	342,572	354,293	501,832				
67105	41-0451140	10/12/1977	RELIASTAR LIFE INS CO	MN	YRT/1	OL	44,262	3,039	3,073	4,397				
93572	43-1235868	03/01/1978	RGA REINS CO	MO	YRT/1	OL	88,524	6,079	5,634	12,126				
93572	43-1235868	07/01/1981	RGA REINS CO	MO	YRT/1	OL	922,652	33,739	47,736	33,649				
93572	43-1235868	01/01/1982	RGA REINS CO	MO	CO/1	OL	871	26	21	34				
93572	43-1235868	01/01/1982	RGA REINS CO	MO	YRT/1	OL	86,196	2,330	2,102	3,096				
87017	62-1003368	01/01/1969	SCOR GLOBAL LIFE RE INS CO OF DE	DE	YRT/1	OL	45,386	3,603	3,354	7,035				
82627	06-0839705	01/01/1969	SWISS RE LIFE & HLTH AMER INC	MO	YRT/1	OL	44,262	3,039	2,817	5,029				
82627	06-0839705	01/01/1991	SWISS RE LIFE & HLTH AMER INC	MO	CO/1	OL	335,714	1,220	4,135	3,219				
82627	06-0839705	01/01/1991	SWISS RE LIFE & HLTH AMER INC	MO	YRT/1	OL	792,303	2,879		7,597				
0899999. General Account - Authorized U.S. Non-Affiliates							954,397,890	8,307,072	8,515,838	10,660,807				
1099999. Total General Account - Authorized Non-Affiliates							954,397,890	8,307,072	8,515,838	10,660,807				
1199999. Total General Account Authorized							1,083,684,246	8,495,834	8,693,071	10,931,711				
1499999. Total General Account - Unauthorized U.S. Affiliates														
00000	AA-3770417	01/01/1997	BRITISH INS CO OF CAYMAN	CYM	CO/1	OL	1,502,493			23,456				
00000	AA-3770417	01/01/1997	BRITISH INS CO OF CAYMAN	CYM	YRT/1	OL	2,162,125			26,305				
00000	AA-1340145	01/01/1968	GENERAL REINS AG	DEU	CO/1	OL	359,169,955			3,521,921			6,218,977	
00000	AA-1340145	01/01/1968	GENERAL REINS AG	DEU	CO/1	XXL.O.	14,965,438			146,747				
00000	AA-1340145	01/01/1994	GENERAL REINS AG	DEU	YRT/1	OL	45,221,712	37,370	42,038	304,154				
00000	AA-1340145	01/01/1994	GENERAL REINS AG	DEU	YRT/1	XXL.O.	1,884,291	1,557	1,752	12,674				
1699999. General Account - Unauthorized Non-U.S. Affiliates - Other							424,906,014	38,927	43,790	4,035,257			6,218,977	
1799999. Total General Account - Unauthorized Non-U.S. Affiliates							424,906,014	38,927	43,790	4,035,257			6,218,977	
1899999. Total General Account - Unauthorized Affiliates							424,906,014	38,927	43,790	4,035,257			6,218,977	
00000	AA-1320012	01/01/1994	AXA CORPORATE SOLUTIONS ASSUR	FRA	CO/1	OL	531,402	890	1,236	6,997				

ANNUAL STATEMENT FOR THE YEAR 2022 OF THE General Re Life Corporation

SCHEDULE S - PART 3 - SECTION 1

Reinsurance Ceded Life Insurance, Annuities, Deposit Funds and Other Liabilities Without Life or Disability Contingencies, and Related Benefits Listed by Reinsuring Company as of December 31, Current Year

1 NAIC Company Code	2 ID Number	3 Effective Date	4 Name of Company	5 Domi- ciliary Juris- diction	6 Type of Reinsurance Ceded	7 Type of Business Ceded	8 Amount in Force at End of Year	Reserve Credit Taken		11 Premiums	Outstanding Surplus Relief		14 Modified Coinsurance Reserve	15 Funds Withheld Under Coinsurance
								9 Current Year	10 Prior Year		12 Current Year	13 Prior Year		
...00000	...AA-1320012	01/01/1994	AXA CORPORATE SOLUTIONS ASSUR	FRA	YRT/I	OL	227,744	902	530	7,088				
...00000	...AA-1560188	03/01/1978	RGALIFE REINS CO OF CANADA	CAN	YRT/I	OL			518	1,962				
...00000	...AA-1560188	01/01/1982	RGALIFE REINS CO OF CANADA	CAN	YRT/I	OL	107,183	4,625	4,277	3,343				
2099999. General Account - Unauthorized Non-U.S. Non-Affiliates							866,329	6,417	6,561	19,390				
2199999. Total General Account - Unauthorized Non-Affiliates							866,329	6,417	6,561	19,390				
2299999. Total General Account Unauthorized							425,772,343	45,344	50,351	4,054,647			6,218,977	
2599999. Total General Account - Certified U.S. Affiliates														
...00000	...AA-1340145	04/01/2021	GENERAL REINS AG	DEU	CO/I	OL	12,055,976,000	585,285,765	377,430,668	4,454,577				
2799999. General Account - Certified Non-U.S. Affiliates - Other							12,055,976,000	585,285,765	377,430,668	4,454,577				
2899999. Total General Account - Certified Non-U.S. Affiliates							12,055,976,000	585,285,765	377,430,668	4,454,577				
2999999. Total General Account - Certified Affiliates							12,055,976,000	585,285,765	377,430,668	4,454,577				
3299999. Total General Account - Certified Non-Affiliates														
3399999. Total General Account Certified							12,055,976,000	585,285,765	377,430,668	4,454,577				
3699999. Total General Account - Reciprocal Jurisdiction U.S. Affiliates														
3999999. Total General Account - Reciprocal Jurisdiction Non-U.S. Affiliates														
4099999. Total General Account - Reciprocal Jurisdiction Affiliates														
4399999. Total General Account - Reciprocal Jurisdiction Non-Affiliates														
4499999. Total General Account Reciprocal Jurisdiction														
4599999. Total General Account Authorized, Unauthorized, Reciprocal Jurisdiction and Certified							13,565,432,589	593,826,943	386,174,090	19,440,935			6,218,977	
4899999. Total Separate Accounts - Authorized U.S. Affiliates														
5199999. Total Separate Accounts - Authorized Non-U.S. Affiliates														
5299999. Total Separate Accounts - Authorized Affiliates														
5599999. Total Separate Accounts - Authorized Non-Affiliates														
5699999. Total Separate Accounts Authorized														
5999999. Total Separate Accounts - Unauthorized U.S. Affiliates														
6299999. Total Separate Accounts - Unauthorized Non-U.S. Affiliates														
6399999. Total Separate Accounts - Unauthorized Affiliates														
6699999. Total Separate Accounts - Unauthorized Non-Affiliates														
6799999. Total Separate Accounts Unauthorized														
7099999. Total Separate Accounts - Certified U.S. Affiliates														
7399999. Total Separate Accounts - Certified Non-U.S. Affiliates														
7499999. Total Separate Accounts - Certified Affiliates														
7799999. Total Separate Accounts - Certified Non-Affiliates														
7899999. Total Separate Accounts Certified														
8199999. Total Separate Accounts - Reciprocal Jurisdiction U.S. Affiliates														
8499999. Total Separate Accounts - Reciprocal Jurisdiction Non-U.S. Affiliates														
8599999. Total Separate Accounts - Reciprocal Jurisdiction Affiliates														
8899999. Total Separate Accounts - Reciprocal Jurisdiction Non-Affiliates														
8999999. Total Separate Accounts Reciprocal Jurisdiction														
9099999. Total Separate Accounts Authorized, Unauthorized, Reciprocal Jurisdiction and Certified														
9199999. Total U.S. (Sum of 0399999, 0899999, 1499999, 1999999, 2599999, 3099999, 3699999, 4199999, 4899999, 5399999, 5999999, 6499999, 7099999, 7599999, 8199999 and 8699999)							1,083,684,246	8,495,834	8,693,071	10,931,711				
9299999. Total Non-U.S. (Sum of 0699999, 0999999, 1799999, 2099999, 2899999, 3199999, 3999999, 4299999, 5199999, 5499999, 6299999, 6599999, 7399999, 7699999, 8499999 and 8799999)							12,481,748,343	585,331,109	377,481,019	8,509,224			6,218,977	
9999999 - Totals							13,565,432,589	593,826,943	386,174,090	19,440,935			6,218,977	

ANNUAL STATEMENT FOR THE YEAR 2022 OF THE General Re Life Corporation

SCHEDULE S - PART 3 - SECTION 2

Reinsurance Ceded Accident and Health Insurance Listed by Reinsuring Company as of December 31, Current Year

1 NAIC Company Code	2 ID Number	3 Effective Date	4 Name of Company	5 Domi- ciliary Juris- diction	6 Type of Reinsur- ance Ceded	7 Type of Business Ceded	8 Premiums	9 Unearned Premiums (Estimated)	10 Reserve Credit Taken Other than for Unearned Premiums	Outstanding Surplus Relief		13 Modified Coinsurance Reserve	14 Funds Withheld Under Coinsurance
										11 Current Year	12 Prior Year		
20087	47-0355979	10/01/2017	NATIONAL INDEMNITY COMPANY	NE	QA/I	LTC	74,061,733	20,841,506	1,930,164,671				1,162,776,712
20087	47-0355979	10/01/2017	NATIONAL INDEMNITY COMPANY	NE	QA/G	LTC	1,898,015	485,441	72,891,984				43,732,081
0299999. General Account - Authorized U.S. Affiliates - Other							75,959,748	21,326,947	2,003,056,655				1,206,508,793
0399999. Total General Account - Authorized U.S. Affiliates							75,959,748	21,326,947	2,003,056,655				1,206,508,793
0699999. Total General Account - Authorized Non-U.S. Affiliates													
0799999. Total General Account - Authorized Affiliates							75,959,748	21,326,947	2,003,056,655				1,206,508,793
71404	47-0463747	10/01/1994	CONTINENTAL GENERAL INSURANCE COMPANY	TX	QA/I	LTDI	17,765	2,769	148,105				
71404	47-0463747	10/01/1995	CONTINENTAL GENERAL INSURANCE COMPANY	TX	QA/I	LTDI			83,061				
76112	86-0216483	01/01/1996	OXFORD LIFE INS CO	AZ	QA/I	MS	4,615						
76112	86-0216483	07/01/1996	OXFORD LIFE INS CO	AZ	QA/I	MS	96,939	11,678	14,422				
76112	86-0216483	07/01/1996	OXFORD LIFE INS CO	AZ	QA/I	MS	75,301	9,071	11,203				
76112	86-0216483	07/01/1996	OXFORD LIFE INS CO	AZ	QA/I	MS	810,629	97,651	120,600				
0899999. General Account - Authorized U.S. Non-Affiliates							1,005,249	121,169	377,391				
1099999. Total General Account - Authorized Non-Affiliates							1,005,249	121,169	377,391				
1199999. Total General Account Authorized							76,964,997	21,448,116	2,003,434,046				1,206,508,793
1499999. Total General Account - Unauthorized U.S. Affiliates													
1799999. Total General Account - Unauthorized Non-U.S. Affiliates													
1899999. Total General Account - Unauthorized Affiliates													
2199999. Total General Account - Unauthorized Non-Affiliates													
2299999. Total General Account Unauthorized													
2599999. Total General Account - Certified U.S. Affiliates													
2899999. Total General Account - Certified Non-U.S. Affiliates													
2999999. Total General Account - Certified Affiliates													
3299999. Total General Account - Certified Non-Affiliates													
3399999. Total General Account Certified													
3699999. Total General Account - Reciprocal Jurisdiction U.S. Affiliates													
3999999. Total General Account - Reciprocal Jurisdiction Non-U.S. Affiliates													
4099999. Total General Account - Reciprocal Jurisdiction Affiliates													
4399999. Total General Account - Reciprocal Jurisdiction Non-Affiliates													
4499999. Total General Account Reciprocal Jurisdiction													
4599999. Total General Account Authorized, Unauthorized, Reciprocal Jurisdiction and Certified							76,964,997	21,448,116	2,003,434,046				1,206,508,793
4899999. Total Separate Accounts - Authorized U.S. Affiliates													
5199999. Total Separate Accounts - Authorized Non-U.S. Affiliates													
5299999. Total Separate Accounts - Authorized Affiliates													
5599999. Total Separate Accounts - Authorized Non-Affiliates													
5699999. Total Separate Accounts Authorized													
5999999. Total Separate Accounts - Unauthorized U.S. Affiliates													
6299999. Total Separate Accounts - Unauthorized Non-U.S. Affiliates													
6399999. Total Separate Accounts - Unauthorized Affiliates													
6699999. Total Separate Accounts - Unauthorized Non-Affiliates													
6799999. Total Separate Accounts Unauthorized													
7099999. Total Separate Accounts - Certified U.S. Affiliates													
7399999. Total Separate Accounts - Certified Non-U.S. Affiliates													
7499999. Total Separate Accounts - Certified Affiliates													
7799999. Total Separate Accounts - Certified Non-Affiliates													
7899999. Total Separate Accounts Certified													
8199999. Total Separate Accounts - Reciprocal Jurisdiction U.S. Affiliates													
8499999. Total Separate Accounts - Reciprocal Jurisdiction Non-U.S. Affiliates													
8599999. Total Separate Accounts - Reciprocal Jurisdiction Affiliates													
8899999. Total Separate Accounts - Reciprocal Jurisdiction Non-Affiliates													
8999999. Total Separate Accounts Reciprocal Jurisdiction													
9099999. Total Separate Accounts Authorized, Unauthorized, Reciprocal Jurisdiction and Certified													

ANNUAL STATEMENT FOR THE YEAR 2022 OF THE General Re Life Corporation

SCHEDULE S - PART 3 - SECTION 2

Reinsurance Ceded Accident and Health Insurance Listed by Reinsuring Company as of December 31, Current Year

1 NAIC Company Code	2 ID Number	3 Effective Date	4 Name of Company	5 Domi- ciliary Juris- diction	6 Type of Reinsurance Ceded	7 Type of Business Ceded	8 Premiums	9 Unearned Premiums (Estimated)	10 Reserve Credit Taken Other than for Unearned Premiums	Outstanding Surplus Relief		13 Modified Coinsurance Reserve	14 Funds Withheld Under Coinsurance
										11 Current Year	12 Prior Year		
9199999	Total U.S. (Sum of 0399999, 0899999, 1499999, 1999999, 2599999, 3099999, 3699999, 4199999, 4899999, 5399999, 5999999, 6499999, 7099999, 7599999, 8199999 and 8699999)						76,964,997	21,448,116	2,003,434,046				1,206,508,793
9299999	Total Non-U.S. (Sum of 0699999, 0999999, 1799999, 2099999, 2899999, 3199999, 3999999, 4299999, 5199999, 5499999, 6299999, 6599999, 7399999, 7699999, 8499999 and 8799999)												
9999999	- Totals						76,964,997	21,448,116	2,003,434,046				1,206,508,793

ANNUAL STATEMENT FOR THE YEAR 2022 OF THE General Re Life Corporation

SCHEDULE S - PART 4

Reinsurance Ceded to Unauthorized Companies

1	2	3	4	5	6	7	8	9	10	11	12	13	14	15
NAIC Company Code	ID Number	Effective Date	Name of Reinsurer	Reserve Credit Taken	Paid and Unpaid Losses Recoverable (Debit)	Other Debits	Total (Cols.5+6+7)	Letters of Credit	Issuing or Confirming Bank Reference Number (a)	Trust Agreements	Funds Deposited by and Withheld from Reinsurers	Other	Miscellaneous Balances (Credit)	Sum of Cols. 9+11+12+13 +14 but not in Excess of Col. 8
0399999	Total General Account - Life and Annuity U.S. Affiliates								XXX					
00000	AA-3770417	01/01/1997	BRITISH INS CO OF CAYMAN		5,089	178	5,267						6,265	5,267
00000	AA-1340145	01/01/1968	GENERAL REINS AG		460,252	167,138	627,390						1,065,862	627,390
00000	AA-1340145	01/01/1994	GENERAL REINS AG	38,927	14,563		53,490							
00000	AA-1340145	01/01/1994	GENERAL REINS AG		25,185		25,185						18,915	18,915
0599999	General Account - Life and Annuity Non-U.S. Affiliates - Other			38,927	505,089	167,316	711,332		XXX				1,091,042	651,572
0699999	Total General Account - Life and Annuity Non-U.S. Affiliates			38,927	505,089	167,316	711,332		XXX				1,091,042	651,572
0799999	Total General Account - Life and Annuity Affiliates			38,927	505,089	167,316	711,332		XXX				1,091,042	651,572
00000	AA-1320012	01/01/1994	AXA CORPORATE SOLUTIONS ASSUR	1,792	1,440		3,232							
00000	AA-1560188	03/01/1978	RGA LIFE REINS CO OF CANADA		201		201							
00000	AA-1560188	01/01/1982	RGA LIFE REINS CO OF CANADA	4,625	342	42	5,009						2,086	2,086
0999999	General Account - Life and Annuity Non-U.S. Non-Affiliates			6,417	1,983	42	8,442		XXX				2,086	2,086
1099999	Total General Account - Life and Annuity Non-Affiliates			6,417	1,983	42	8,442		XXX				2,086	2,086
1199999	Total General Account Life and Annuity			45,344	507,072	167,358	719,774		XXX				1,093,128	653,658
1499999	Total General Account - Accident and Health U.S. Affiliates								XXX					
1799999	Total General Account - Accident and Health Non-U.S. Affiliates								XXX					
1899999	Total General Account - Accident and Health Affiliates								XXX					
2199999	Total General Account - Accident and Health Non-Affiliates								XXX					
2299999	Total General Account Accident and Health								XXX					
2399999	Total General Account			45,344	507,072	167,358	719,774		XXX				1,093,128	653,658
2699999	Total Separate Accounts - U.S. Affiliates								XXX					
2999999	Total Separate Accounts - Non-U.S. Affiliates								XXX					
3099999	Total Separate Accounts - Affiliates								XXX					
3399999	Total Separate Accounts - Non-Affiliates								XXX					
3499999	Total Separate Accounts								XXX					
3599999	Total U.S. (Sum of 0399999, 0899999, 1499999, 1999999, 2699999 and 3199999)								XXX					
3699999	Total Non-U.S. (Sum of 0699999, 0999999, 1799999, 2099999, 2999999 and 3299999)			45,344	507,072	167,358	719,774		XXX				1,093,128	653,658
9999999	Totals			45,344	507,072	167,358	719,774		XXX				1,093,128	653,658

(a)

Issuing or Confirming Bank Reference Number	Letters of Credit Code	American Bankers Association (ABA) Routing Number	Issuing or Confirming Bank Name	Letters of Credit Amount

ANNUAL STATEMENT FOR THE YEAR 2022 OF THE General Re Life Corporation

SCHEDULE S - PART 5

Reinsurance Ceded to Certified Reinsurers as of December 31, Current Year (\$000 Omitted)

1 NAIC Company Code	2 ID Number	3 Effective Date	4 Name of Reinsurer	5 Domiciliary Jurisdiction	6 Certified Reinsurer Rating (1 through 6)	7 Effective Date of Certified Reinsurer Rating	8 Percent Collateral Required for Full Credit (0% - 100%)	9 Reserve Credit Taken	10 Paid and Unpaid Losses Recoverable (Debit)	11 Other Debits	12 Total Recoverable/ Reserve Credit Taken (Col. 9 + 10 + 11)	13 Miscellaneous Balances (Credit)	14 Net Obligation Subject to Collateral (Col. 12 - 13)	15 Dollar Amount of Collateral Required for Full Credit (Col. 14 Times Col. 8)	Collateral						23 Percent of Collateral Provided for Net Obligation Subject to Collateral (Col. 22 / Col. 14)	24 Percent Credit Allowed on Net Obligation Subject to Collateral (Col. 23 / Col. 8, not to Exceed 100%)	25 Amount of Credit Allowed for Net Obligation Subject to Collateral (Col. 14 x Col. 24)	26 Liability for Reinsurance with Certified Reinsurers Due to Collateral Deficiency (Col. 14 - Col. 25)																	
															16 Multiple Beneficiary Trust	17 Letters of Credit	18 Issuing or Confirming Bank Reference Number (a)	19 Trust Agreements	20 Funds Deposited by and Withheld from Reinsurers	21 Other					22 Total Collateral Provided (Col. 16 + 17 + 19 + 20 + 21)																
0399999. Total General Account - Life and Annuity U.S. Affiliates															XXX						XXX	XXX																			
00000	AA-1340145	04/01/2021	GENERAL REINSURANCE AG	DEU	2	04/01/2021	0.1	585,285,765	3,330,369	522,263	589,138,397	4,223,648	584,914,749	584,915	59,100,000							59,100,000	10.1	100.0	584,914,749																
0599999. General Account - Life and Annuity Non-U.S. Affiliates - Other															XXX																										
0699999. Total General Account - Life and Annuity Non-U.S. Affiliates															XXX																										
0799999. Total General Account - Life and Annuity Affiliates															XXX																										
1099999. Total General Account - Life and Annuity Non-Affiliates															XXX																										
1199999. Total General Account Life and Annuity															XXX																										
1499999. Total General Account - Accident and Health U.S. Affiliates															XXX																										
1799999. Total General Account - Accident and Health Non-U.S. Affiliates															XXX																										
1899999. Total General Account - Accident and Health Affiliates															XXX																										
2199999. Total General Account - Accident and Health Non-Affiliates															XXX																										
2299999. Total General Account Accident and Health															XXX																										
2399999. Total General Account															XXX																										
2699999. Total Separate Accounts - U.S. Affiliates															XXX																										
2999999. Total Separate Accounts - Non-U.S. Affiliates															XXX																										
3099999. Total Separate Accounts - Affiliates															XXX																										
3399999. Total Separate Accounts - Non-Affiliates															XXX																										
3499999. Total Separate Accounts															XXX																										
3599999. Total U.S. (Sum of 0399999, 0899999, 1499999, 1999999, 2699999 and 3199999)															XXX																										
3699999. Total Non-U.S. (Sum of 0699999, 0999999, 1799999, 2099999, 2999999 and 3299999)															XXX																										
9999999 - Totals															XXX																										

(a)

Issuing or Confirming Bank Reference Number	Letters of Credit Code	American Bankers Association (ABA) Routing Number	Issuing or Confirming Bank Name	Letters of Credit Amount

47

ANNUAL STATEMENT FOR THE YEAR 2022 OF THE General Re Life Corporation

SCHEDULE S - PART 6

Five Year Exhibit of Reinsurance Ceded Business
(\$000 Omitted)

	1 2022	2 2021	3 2020	4 2019	5 2018
A. OPERATIONS ITEMS					
1. Premiums and annuity considerations for life and accident and health contracts	96,406	85,540	86,773	88,051	88,500
2. Commissions and reinsurance expense allowances	16,918	16,092	16,892	15,625	16,076
3. Contract claims	76,291	71,234	78,573	66,565	72,033
4. Surrender benefits and withdrawals for life contracts					
5. Dividends to policyholders and refunds to members					
6. Reserve adjustments on reinsurance ceded	6	(479)	458	159	(1,310)
7. Increase in aggregate reserve for life and accident and health contracts	334,334	402,607	28,810	190,445	56,177
B. BALANCE SHEET ITEMS					
8. Premiums and annuity considerations for life and accident and health contracts deferred and uncollected	18,787	15,894	14,780	15,305	14,741
9. Aggregate reserves for life and accident and health contracts	2,618,709	2,370,321	1,967,715	1,938,905	1,748,459
10. Liability for deposit-type contracts					
11. Contract claims unpaid	55,940	53,199	51,535	46,236	44,692
12. Amounts recoverable on reinsurance	790	7,020	5,459	1,265	1,570
13. Experience rating refunds due or unpaid	183	112	172	153	123
14. Policyholders' dividends and refunds to members (not included in Line 10)					
15. Commissions and reinsurance expense allowances due	3,494	3,867	3,329	2,206	2,203
16. Unauthorized reinsurance offset	66	3,549	3,096	53	52
17. Offset for reinsurance with Certified Reinsurers					
C. UNAUTHORIZED REINSURANCE (DEPOSITS BY AND FUNDS WITHHELD FROM)					
18. Funds deposited by and withheld from (F)					
19. Letters of credit (L)					
20. Trust agreements (T)					
21. Other (O)					
D. REINSURANCE WITH CERTIFIED REINSURERS (DEPOSITS BY AND FUNDS WITHHELD FROM)					
22. Multiple Beneficiary Trust	59,100,000	38,105,923			
23. Funds deposited by and withheld from (F)					
24. Letters of credit (L)					
25. Trust agreements (T)					
26. Other (O)					

ANNUAL STATEMENT FOR THE YEAR 2022 OF THE General Re Life Corporation

SCHEDULE S - PART 7

Restatement of Balance Sheet to Identify Net Credit for Ceded Reinsurance

	1 As Reported (net of ceded)	2 Restatement Adjustments	3 Restated (gross of ceded)
ASSETS (Page 2, Col. 3)			
1. Cash and invested assets (Line 12)	4,509,406,935		4,509,406,935
2. Reinsurance (Line 16)	282,498,958	(4,467,904)	278,031,054
3. Premiums and considerations (Line 15)	324,023,071	18,786,847	342,809,918
4. Net credit for ceded reinsurance	XXX	2,746,286,789	2,746,286,789
5. All other admitted assets (balance)	73,293,650		73,293,650
6. Total assets excluding Separate Accounts (Line 26)	5,189,222,614	2,760,605,732	7,949,828,346
7. Separate Account assets (Line 27)			
8. Total assets (Line 28)	5,189,222,614	2,760,605,732	7,949,828,346
LIABILITIES, CAPITAL AND SURPLUS (Page 3)			
9. Contract reserves (Lines 1 and 2)	2,120,128,336	2,618,709,107	4,738,837,443
10. Liability for deposit-type contracts (Line 3)	871,071		871,071
11. Claim reserves (Line 4)	779,040,854	55,939,523	834,980,377
12. Policyholder dividends/member refunds/reserves (Lines 5 through 7)			
13. Premium & annuity considerations received in advance (Line 8)			
14. Other contract liabilities (Line 9)	14,366,994		14,366,994
15. Reinsurance in unauthorized companies (Line 24.02 minus inset amount)	66,116	(66,116)	
16. Funds held under reinsurance treaties with unauthorized reinsurers (Line 24.03 minus inset amount)			
17. Reinsurance with Certified Reinsurers (Line 24.02 inset amount)			
18. Funds held under reinsurance treaties with Certified Reinsurers (Line 24.03 inset amount)			
19. All other liabilities (balance)	1,279,133,828		1,279,133,828
20. Total liabilities excluding Separate Accounts (Line 26)	4,193,607,199	2,674,582,514	6,868,189,713
21. Separate Account liabilities (Line 27)			
22. Total liabilities (Line 28)	4,193,607,199	2,674,582,514	6,868,189,713
23. Capital & surplus (Line 38)	995,615,415	XXX	995,615,415
24. Total liabilities, capital & surplus (Line 39)	5,189,222,614	2,674,582,514	7,863,805,128
NET CREDIT FOR CEDED REINSURANCE			
25. Contract reserves	2,704,655,888		
26. Claim reserves	55,939,523		
27. Policyholder dividends/reserves			
28. Premium & annuity considerations received in advance			
29. Liability for deposit-type contracts			
30. Other contract liabilities	76,437		
31. Reinsurance ceded assets	4,467,904		
32. Other ceded reinsurance recoverables			
33. Total ceded reinsurance recoverables	2,765,139,752		
34. Premiums and considerations	18,786,847		
35. Reinsurance in unauthorized companies	66,116		
36. Funds held under reinsurance treaties with unauthorized reinsurers			
37. Reinsurance with Certified Reinsurers			
38. Funds held under reinsurance treaties with Certified Reinsurers			
39. Other ceded reinsurance payables/offsets			
40. Total ceded reinsurance payable/offsets	18,852,963		
41. Total net credit for ceded reinsurance	2,746,286,789		

ANNUAL STATEMENT FOR THE YEAR 2022 OF THE General Re Life Corporation
SCHEDULE T - PREMIUMS AND ANNUITY CONSIDERATIONS (b)

Allocated by States and Territories

States, Etc.	1	Life Contracts		Direct Business Only			
		2	3	4	5	6	7
	Active Status (a)	Life Insurance Premiums	Annuity Considerations	Accident and Health Insurance Premiums, Including Policy, Membership and Other Fees	Other Considerations	Total Columns 2 through 5 (b)	Deposit-Type Contracts
1. Alabama	AL	L					
2. Alaska	AK	L					
3. Arizona	AZ	L					
4. Arkansas	AR	L					
5. California	CA	L					
6. Colorado	CO	L					
7. Connecticut	CT	L					
8. Delaware	DE	L					
9. District of Columbia	DC	L					
10. Florida	FL	Q					
11. Georgia	GA	L					
12. Hawaii	HI	Q					
13. Idaho	ID	L					
14. Illinois	IL	L					
15. Indiana	IN	L					
16. Iowa	IA	L					
17. Kansas	KS	L					
18. Kentucky	KY	L					
19. Louisiana	LA	L					
20. Maine	ME	Q					
21. Maryland	MD	L					
22. Massachusetts	MA	L					
23. Michigan	MI	L					
24. Minnesota	MN	L					
25. Mississippi	MS	L					
26. Missouri	MO	Q					
27. Montana	MT	L					
28. Nebraska	NE	L					
29. Nevada	NV	L					
30. New Hampshire	NH	Q					
31. New Jersey	NJ	L					
32. New Mexico	NM	L					
33. New York	NY	Q					
34. North Carolina	NC	L					
35. North Dakota	ND	L					
36. Ohio	OH	L					
37. Oklahoma	OK	L					
38. Oregon	OR	L					
39. Pennsylvania	PA	L					
40. Rhode Island	RI	L					
41. South Carolina	SC	L					
42. South Dakota	SD	L					
43. Tennessee	TN	L					
44. Texas	TX	L					
45. Utah	UT	L					
46. Vermont	VT	Q					
47. Virginia	VA	L					
48. Washington	WA	L					
49. West Virginia	WV	L					
50. Wisconsin	WI	L					
51. Wyoming	WY	L					
52. American Samoa	AS	N					
53. Guam	GU	N					
54. Puerto Rico	PR	N					
55. U.S. Virgin Islands	VI	N					
56. Northern Mariana Islands	MP	N					
57. Canada	CAN	Q					
58. Aggregate Other Alien	OT	XXX					
59. Subtotal		XXX					
90. Reporting entity contributions for employee benefits plans		XXX					
91. Dividends or refunds applied to purchase paid-up additions and annuities		XXX					
92. Dividends or refunds applied to shorten endowment or premium paying period		XXX					
93. Premium or annuity considerations waived under disability or other contract provisions		XXX					
94. Aggregate or other amounts not allocable by State		XXX					
95. Totals (Direct Business)		XXX					
96. Plus reinsurance assumed		XXX	1,016,182,517	13,265	481,532,151	1,497,727,933	
97. Totals (All Business)		XXX	1,016,182,517	13,265	481,532,151	1,497,727,933	
98. Less reinsurance ceded		XXX	15,247,168		76,964,996	92,212,164	
99. Totals (All Business) less Reinsurance Ceded		XXX	1,000,935,349	13,265	(c) 404,567,155	1,405,515,769	
DETAILS OF WRITE-INS							
58001.		XXX					
58002.		XXX					
58003.		XXX					
58998. Summary of remaining write-ins for Line 58 from overflow page		XXX					
58999. Totals (Lines 58001 through 58003 plus 58998)(Line 58 above)		XXX					
9401.		XXX					
9402.		XXX					
9403.		XXX					
9498. Summary of remaining write-ins for Line 94 from overflow page		XXX					
9499. Totals (Lines 9401 through 9403 plus 9498)(Line 94 above)		XXX					

(a) Active Status Counts:

- | | |
|--|--|
| 1. L - Licensed or Chartered - Licensed insurance carrier or domiciled RRG..... 44 | 4. Q - Qualified - Qualified or accredited reinsurer..... 8 |
| 2. R - Registered - Non-domiciled RRGs..... | 5. N - None of the above - Not allowed to write business in the state..... 5 |
| 3. E - Eligible - Reporting entities eligible or approved to write surplus lines in the state..... | |

(b) Explanation of basis of allocation by states, etc., of premiums and annuity considerations
 Not applicable

(c) Column 4 should balance with Exhibit 1, Lines 6.4, 10.4, and 16.4, Cols. 8, 9, 10, or with Schedule H, Part 1, Line 1, indicate which: Schedule H, Part 1, Line 1.....

ANNUAL STATEMENT FOR THE YEAR 2022 OF THE General Re Life Corporation

SCHEDULE T - PART 2
INTERSTATE COMPACT - EXHIBIT OF PREMIUMS WRITTEN

Allocated by States and Territories

States, Etc.		Direct Business Only					Totals
		1 Life (Group and Individual)	2 Annuities (Group and Individual)	3 Disability Income (Group and Individual)	4 Long-Term Care (Group and Individual)	5 Deposit-Type Contracts	
1. Alabama	AL						
2. Alaska	AK						
3. Arizona	AZ						
4. Arkansas	AR						
5. California	CA						
6. Colorado	CO						
7. Connecticut	CT						
8. Delaware	DE						
9. District of Columbia	DC						
10. Florida	FL						
11. Georgia	GA						
12. Hawaii	HI						
13. Idaho	ID						
14. Illinois	IL						
15. Indiana	IN						
16. Iowa	IA						
17. Kansas	KS						
18. Kentucky	KY						
19. Louisiana	LA						
20. Maine	ME						
21. Maryland	MD						
22. Massachusetts	MA						
23. Michigan	MI						
24. Minnesota	MN						
25. Mississippi	MS						
26. Missouri	MO						
27. Montana	MT						
28. Nebraska	NE						
29. Nevada	NV						
30. New Hampshire	NH						
31. New Jersey	NJ						
32. New Mexico	NM						
33. New York	NY						
34. North Carolina	NC						
35. North Dakota	ND						
36. Ohio	OH						
37. Oklahoma	OK						
38. Oregon	OR						
39. Pennsylvania	PA						
40. Rhode Island	RI						
41. South Carolina	SC						
42. South Dakota	SD						
43. Tennessee	TN						
44. Texas	TX						
45. Utah	UT						
46. Vermont	VT						
47. Virginia	VA						
48. Washington	WA						
49. West Virginia	WV						
50. Wisconsin	WI						
51. Wyoming	WY						
52. American Samoa	AS						
53. Guam	GU						
54. Puerto Rico	PR						
55. U.S. Virgin Islands	VI						
56. Northern Mariana Islands	MP						
57. Canada	CAN						
58. Aggregate Other Alien	OT						
59. Total							

NONE

SCHEDULE Y - INFORMATION CONCERNING ACTIVITIES OF INSURER MEMBERS OF A HOLDING COMPANY GROUP**PART 1 - ORGANIZATIONAL CHART**

	<u>NAIC</u>	<u>DOMICILE</u>	<u>FED ID#</u>
Berkshire Hathaway Inc. (31.50725% owned by Warren E. Buffett)		DE	47-0813844
Acme Building Brands, Inc.		DE	75-2864968
Acme Brick Company		DE	75-2403336
Acme Brick DFW, LLC		DE	83-0429401
Acme Brick Sales Company, LLC		DE	20-3883479
Acme Ochs Brick and Stone, Inc.		DE	35-2323613
Alpha Cargo Motor Express, Inc.		TX	75-1379033
Denver Brick Company		CO	84-0861986
Innovative Building Products, Inc.		TX	75-2230919
Acme Management Company		DE	75-2403337
Acme Services Company, LLC		DE	75-2514346
Affordable Housing Partners, Inc.		DE	45-3769803
AHP 1, L.P.		DE	30-0761132
AHP Affordable, LLC		DE	80-0847095
AHP Federal and State Affordable 2, LLC		DE	84-3755052
AHP Federal and State Affordable 3, LLC		DE	84-3786733
AHP Housing Fund 1, LLC		NV	35-2447768
Reliance-Hospital Ground Associates, Limited Liability Limited Partnership		VI	27-5494476
AHP Housing Fund 2, LLC		NV	30-0741786
Riser Road Partners, LP		MS	45-4080344
AHP Housing Fund 3, LLC		NV	61-1690303
GCI Fund XVIII, LP		MO	27-2114103
AHP Housing Fund 4, LLC		NV	35-2447999
Deer Path SLF, LLC		IL	45-5028590
AHP Housing Fund 8, LLC		DE	38-3879542
DHI-Kachina Apartments, LLC		AZ	45-4422417
AHP Housing Fund 9, LLC		DE	38-3879644
Bulldogger-GMC, Limited Partnership		OK	45-3823323
AHP Housing Fund 10, LLC		DE	38-3879703
Ironman-GMC, Limited Partnership		OK	45-3823308
AHP Housing Fund 11, LLC		DE	37-1698937
WC-GMC, Limited Partnership		OK	45-5369890
AHP Housing Fund 12, LLC		DE	37-1698993
WP-GMC, Limited Partnership		OK	45-5378535
AHP Housing Fund 14, LLC		DE	38-3882204
Steele Lawton Pointe LLC		OK	35-2428497
Steele Tower Apartments, LLC		SD	27-4237579
AHP Housing Fund 15, LLC		DE	61-1690180
AHP Housing Fund 16, LLC		DE	37-1700908
Artisan American JPA, L.P.		LA	45-4102030
AHP Housing Fund 17, LLC		DE	36-4740813
Playa del Pueblo, Ltd.		TX	45-3171599
AHP Housing Fund 18, LLC		DE	30-0748965
Lofts at Roberts, LLC		IN	45-4645174
AHP Housing Fund 19, LLC		DE	36-4741393
Dovecoast Housing, LP		TX	46-1164026
AHP Housing Fund 20, LLC		DE	37-1701500
Foxfire Apartments Limited Dividend Housing Association, LLC		MI	45-4300290
AHP Housing Fund 21, LLC		DE	36-4745479
Silver Moon Lodge LLLP		NM	46-2629154
AHP Housing Fund 22, LLC		DE	30-0753286
Park Manor Estates II LP		MN	45-2486547
AHP Housing Fund 23, LLC		DE	61-1696001
Alexandria Housing LLLP		MN	20-5006642
AHP Housing Fund 24, LLC		DE	38-3889831
Point Place Partners, LP		MS	46-1285759
AHP Housing Fund 25, LLC		DE	32-0392000
Jackson Square Housing, LLC		NC	46-1139252
AHP Housing Fund 26, LLC		DE	61-1698204
Mixed Income, LLC		NV	45-1767288
AHP Housing Fund 27, LLC		DE	35-2460781
Plaza Square 50 LP		MO	45-4776750
AHP Housing Fund 28, LLC		DE	36-4747707
Westgate Senior Limited Dividend Housing Association, LLC		MI	46-0710685
AHP Housing Fund 29, LLC		DE	38-3892372
Logan 24, LP, an Iowa Limited Partnership		IA	45-4738103
AHP Housing Fund 30, LLC		DE	32-0394468
Centerline AHP Housing LLC		NJ	46-2621376
Woodbury Oakwood Urban Renewal Preservation, LP		NJ	45-3478219
AHP Housing Fund 31, LLC		DE	38-3897538
Serenity Park Associates, LP		OK	27-3546759
AHP Housing Fund 32, LLC		DE	35-2467652
Sugar Hill Crossing, LLC		LA	45-1203819
AHP Housing Fund 33, LLC		DE	32-0401323
Garfield Place Partners LP		MO	90-0787204
AHP Housing Fund 34, LLC		DE	36-4754245
GCI Fund XXVI, LP		MO	45-4598542
AHP Housing Fund 35, LLC		DE	37-1714447
Heartland Senior Housing, LLC		IA	45-4193830
AHP Housing Fund 36, LLC		DE	38-3902079
Loretta Hall, LP		MO	45-5339440
AHP Housing Fund 37, LLC		DE	35-2471973
Lutkin Bayou Drew, L.P.		MS	37-1666592
AHP Housing Fund 38, LLC		DE	35-2472106
Meadows / Collins, L.P.		MS	38-3870060
AHP Housing Fund 39, LLC		DE	38-3902536
Dalcor Reef Club, Ltd		FL	37-1733462
AHP Housing Fund 40, LLC		DE	61-1708891
Cambria Properties, L.P.		IL	45-2687032
AHP Housing Fund 41, LLC		DE	35-2473885
Spencer Housing Associates, L.P.		TN	45-3005520
AHP Housing Fund 42, LLC		DE	37-1730403
McLeansboro Properties, L.P.		IL	26-3691226
AHP Housing Fund 43, LLC		DE	36-4759558
Livingston Senior Housing, L.P.		TN	45-3003646
AHP Housing Fund 44, LLC		DE	35-2474426

SCHEDULE Y - INFORMATION CONCERNING ACTIVITIES OF INSURER MEMBERS OF A HOLDING COMPANY GROUP**PART 1 - ORGANIZATIONAL CHART**

	<u>NAIC</u>	<u>DOMICILE</u>	<u>FED ID#</u>
Centralia Properties, L.P.		IL	45-2687152
AHP Housing Fund 45, LLC		DE	32-0408414
Ritter AAL Senior, LP		GA	45-5628152
Union City Homes, LP		MO	45-4167307
AHP Housing Fund 46, LLC		DE	38-3906191
AHP Housing Fund 47, LLC		DE	37-1732357
Northwoods Housing LLLP		MN	35-2409643
AHP Housing Fund 48, LLC		DE	61-1712848
AHP Housing Fund 49, LLC		DE	61-1712834
Brewerytown Apartments, LLC		PA	46-4658543
AHP Housing Fund 50, LLC		DE	36-4761904
AHGH Townhomes, LLC		WI	46-5187215
AHP Housing Fund 51, LLC		DE	36-4766883
Eunice Housing, LP		LA	46-0612632
AHP Housing Fund 52, LLC		DE	36-4766761
Ingram Place Apartments, LLC		WI	46-3641328
AHP Housing Fund 53, LLC		DE	35-2481833
Minneapolis Leased Housing Associates IV, Limited Partnership		MN	45-1798638
AHP Housing Fund 54, LLC		DE	35-2482129
Northwest Corner Affordable Housing Partners LLLP		WA	26-3740247
AHP Housing Fund 55, LLC		DE	35-2482304
UH Senior Partnership II, L.P.		GA	45-5411572
AHP Housing Fund 56, LLC		DE	36-4769781
Twin Oaks at Stone Ridge, L.P.		MO	35-2440995
AHP Housing Fund 57, LLC		DE	35-2485081
Southview Apartments, L.P.		MO	32-0373080
AHP Housing Fund 58, LLC		DE	61-1720994
Mixed Income 2, LLC		NV	46-4344108
AHP Housing Fund 59, LLC		DE	30-0796821
Pineview Housing LLLP		MN	46-1508038
AHP Housing Fund 60, LLC		DE	32-0419250
Woodland Housing LLLP		MN	46-1516982
AHP Housing Fund 61, LLC		DE	37-1747784
TX Kennedy Apartments, LTD		TX	46-3635875
AHP Housing Fund 62, LLC		DE	37-1747645
Shreveport CV Housing, LLC		LA	36-4751648
AHP Housing Fund 63, LLC		DE	36-4776817
Dalcor Castle Woods, LTD		FL	46-4361381
AHP Housing Fund 64, LLC		DE	38-3922251
Dalcor Ridge Club, LTD		FL	46-4487667
AHP Housing Fund 65, LLC		DE	30-0806700
777 Main Street LLC		CT	46-2700327
AHP Housing Fund 66, LLC		DE	30-0809323
Heritage Holly Springs, LP		MS	37-1719710
AHP Housing Fund 67, LLC		DE	32-0433421
Orange Redevelopment VJ, LP		TX	30-0801676
AHP Housing Fund 68, LLC		DE	37-1750454
Orange Redevelopment PG, LP		TX	39-2081063
AHP Housing Fund 69, LLC		DE	36-4779168
Orange Redevelopment AR II, LP		TX	38-3918669
AHP Housing Fund 70, LLC		DE	38-3924882
Church Point Housing, LP		LA	46-0599408
AHP Housing Fund 71, LLC		DE	38-3924866
Fairview Wiggins, LP		MS	45-5116734
AHP Housing Fund 72, LLC		DE	30-0819271
Olivewood Apartments, LP		MS	45-5116814
AHP Housing Fund 73, LLC		DE	32-0437224
Perry County Properties, LP		MS	45-5116855
AHP Housing Fund 74, LLC		DE	37-1754306
Pine Grove Ackerman, LP		MS	45-4715139
AHP Housing Fund 75, LLC		DE	38-3928485
Cine, LP		IN	45-3677422
AHP Housing Fund 76, LLC		DE	36-4784982
The Villages at ParcStone, LLC		NC	47-1852550
AHP Housing Fund 77, LLC		DE	61-1736688
Downers Grove Supportive Living Facility, LLC		IL	47-1410213
AHP Housing Fund 78, LLC		DE	37-1756514
15 West LLC		OR	46-5669000
AHP Housing Fund 79, LLC		DE	35-2506966
Bayou Oaks Homes, LP		LA	46-5660755
AHP Housing Fund 80, LLC		DE	38-3931007
Dalcor Williamsburg, LTD		TX	47-4978888
AHP Housing Fund 81, LLC		DE	37-1760827
Sable Chase, LLC		GA	46-3931420
AHP Housing Fund 82, LLC		DE	37-1760982
Desert Willow Apartments, LLC		AZ	46-2501893
AHP Housing Fund 83, LLC		DE	32-0444400
Catalunya Apartments LLC		AZ	90-1019323
AHP Housing Fund 84, LLC		DE	38-3935611
Miraflores Apartments LLC		AZ	90-1019300
AHP Housing Fund 85, LLC		DE	37-1761560
Vgas 1 Dcatur LLC		NV	46-4755034
AHP Housing Fund 86, LLC		DE	30-0841960
The Sanctuary at St. Cloud, LP		MN	81-1734583
AHP Housing Fund 87, LLC		DE	37-1766203
CLDC Alton, LP		TX	47-1615714
AHP Housing Fund 88, LLC		DE	37-1766144
Galena Estates, LLC		KS	46-1877963
AHP Housing Fund 89, LLC		DE	38-3941115
Morton Senior Residence, LLC		IL	30-0842526
AHP Housing Fund 90, LLC		DE	36-4795421
Orange Redevelopment WO, LP		TX	38-3940454
AHP Housing Fund 91, LLC		DE	32-0455387
SP&D Mt Pleasant LLC		NC	47-1701034
AHP Housing Fund 92, LLC		DE	61-1752340
SP&D Sylva LLC		NC	47-1696811

SCHEDULE Y - INFORMATION CONCERNING ACTIVITIES OF INSURER MEMBERS OF A HOLDING COMPANY GROUP**PART 1 - ORGANIZATIONAL CHART**

	<u>NAIC</u>	<u>DOMICILE</u>	<u>FED ID#</u>
AHP Housing Fund 93, LLC		DE	35-2523462
SP&D Raleigh LLC		NC	47-1712051
AHP Housing Fund 94, LLC		DE	32-0455837
WPHS Venture Partners, LLC		DE	46-3525022
AHP Housing Fund 95, LLC		DE	36-4801123
AHP Housing Fund 96, LLC		DE	38-3953295
Peoria SLF LP		IL	47-1409286
AHP Housing Fund 97, LLC		DE	32-0457110
Sohl Avenue RCF, LP		IN	47-3774075
AHP Housing Fund 98, LLC		DE	32-0457171
W-G GMC LP		OK	46-3081897
AHP Housing Fund 99, LLC		DE	32-0457278
Oklahoma Christian Affordable LP		OK	47-2412504
AHP Housing Fund 100, LLC		DE	30-0854970
John Calvin Manor Housing Partners, LP		MO	61-1682406
AHP Housing Fund 101, LLC		DE	38-3956099
JVL 1721, LP		MO	45-2632969
AHP Housing Fund 102, LLC		DE	38-3955018
Katherine Estates, LP		MO	46-1934331
AHP Housing Fund 103, LLC		DE	35-2528752
Dalcor Skyline, LTD		TX	81-3301251
AHP Housing Fund 104, LLC		DE	32-0458958
Christian County Rural Housing, LP		MO	27-3510043
AHP Housing Fund 105, LLC		DE	61-1755861
Coffelt-Lamoreaux, LLC		WI	80-0922218
AHP Housing Fund 106, LLC		DE	37-1778040
Madison Heights Phase I, LLC		WI	61-1730032
AHP Housing Fund 107, LLC		DE	32-0461077
Madison Heights Phase II, LLC		WI	30-0808783
AHP Housing Fund 108, LLC		DE	30-0857611
The Sanctuary at West Saint Paul, LP		MN	47-4064199
AHP Housing Fund 109, LLC		DE	36-4805141
Butler Brothers Hospitality Group, LLC		TX	35-2478025
AHP Housing Fund 110, LLC		DE	37-1778476
Huntington Estates LP		TX	46-4867805
AHP Housing Fund 111, LLC		DE	32-0464239
Laurel Hill Venture, LLC		VA	47-1619707
AHP Housing Fund 112, LLC		DE	61-1759903
Southview Apartments II, L.P.		MO	32-0454679
AHP Housing Fund 113, LLC		DE	38-3969302
3rd and Indian School Assisted Living Facility, LLC		DE	37-1794718
AHP Housing Fund 114, LLC		DE	38-3969258
13 West LLC		OR	47-5108291
Big Sky Plains LP		TX	27-4413751
AHP Housing Fund 115, LLC		DE	30-0868697
AHP Housing Fund 116, LLC		DE	35-2531463
Verona Estates, LP		MS	47-4445441
AHP Housing Fund 117, LLC		DE	38-3969702
Pedcor Investments-2009-KMAH, LP		DE	27-0854997
AHP Housing Fund 118, LLC		DE	61-1760436
Council Tower Senior Apartments, LP		MO	26-3138755
AHP Housing Fund 119, LLC		DE	36-4808561
Providence Realty Affordable Housing, LLC		DE	27-2172519
AHP Housing Fund 120, LLC		DE	36-4808741
Village at Avalon Apartments LLLP		NM	47-5351565
AHP Housing Fund 121, LLC		DE	38-3979289
Hellenic Senior Living of New Albany, LLC		IN	81-1370579
AHP Housing Fund 122, LLC		DE	30-0882410
Hellenic Senior Living of Indianapolis, LLC		IN	81-1377415
AHP Housing Fund 123, LLC		DE	36-4817681
Second and Delaware LLC		MO	26-4383007
AHP Housing Fund 124, LLC		DE	61-1769986
Waterstone Tax Credit Fund I LLC		OH	81-0976250
AHP Housing Fund 125, LLC		DE	35-2541695
Centerville Senior Lofts, LLC		IA	47-2421070
AHP Housing Fund 126, LLC		DE	35-2541761
Southridge Senior Lofts, LLC		IA	47-2380829
AHP Housing Fund 127, LLC		DE	30-0883039
Keokuk Senior Lofts, LLC		IA	47-2432464
AHP Housing Fund 128, LLC		DE	61-1770291
Jasper Lofts, LLC		IN	47-3430486
AHP Housing Fund 129, LLC		DE	36-4818241
Deer Valley Assisted Living Facility, LLC		DE	30-0888063
AHP Housing Fund 130, LLC		DE	32-0474877
DonnaLouise LLC		NV	47-3152717
AHP Housing Fund 131, LLC		DE	38-3982589
Faxon School Apartments, LLC		MO	46-2835485
AHP Housing Fund 132, LLC		DE	37-1795314
SP&D Shallotte LLC		NC	47-4871953
AHP Housing Fund 133, LLC		DE	61-1773154
False River Partners, LP		MS	81-2019872
AHP Housing Fund 134, LLC		DE	35-2545094
The Sanctuary at Springboro Ohio, LP		DE	81-3672478
AHP Housing Fund 135, LLC		DE	30-0887095
Alhambra Partners, LP		AZ	81-1016445
AHP Housing Fund 136, LLC		DE	32-0478301
Dodge Partners LP		AZ	81-0923007
AHP Housing Fund 137, LLC		DE	37-1795669
Charlestown Ropewalk, LLC		MA	46-4872711
AHP Housing Fund 138, LLC		DE	38-3983435
Twain HTC Fund XII, LLC		IL	82-2875902
AHP Housing Fund 139, LLC		DE	30-0887671
Camellia Group, LP		MS	47-5573556
AHP Housing Fund 140, LLC		DE	35-2545764
AHP Housing Fund 141, LLC		DE	37-1825537
Muncie RCF LP		IN	35-2566958

SCHEDULE Y - INFORMATION CONCERNING ACTIVITIES OF INSURER MEMBERS OF A HOLDING COMPANY GROUP**PART 1 - ORGANIZATIONAL CHART**

	<u>NAIC</u>	<u>DOMICILE</u>	<u>FED ID#</u>
AHP Housing Fund 142, LLC		DE	36-4835537
Marshall County Associates II, LP		TN	46-3079580
AHP Housing Fund 143, LLC		DE	30-0936774
Meadowview Excelsior Springs, LP		MO	30-0848947
AHP Housing Fund 144, LLC		DE	32-0494076
AHP Housing Fund 145, LLC		DE	35-2560001
Shawnee Tax Credit Fund, LLC		MO	45-5406004
AHP Housing Fund 146, LLC		DE	36-4835565
Westover Senior P3, LP		TX	36-4843711
AHP Housing Fund 147, LLC		DE	32-0494262
James Place Tax Credit Fund, LLC		MO	47-2365223
AHP Housing Fund 148, LLC		DE	38-4002355
Stone Ridge Senior Villas, LP		MO	36-4799417
AHP Housing Fund 149, LLC		DE	35-2560176
Berkshire Estates, LP		MO	47-2606107
AHP Housing Fund 150, LLC		DE	36-4835746
1712 Commerce Master Tenant, LLC		TX	47-4203880
AHP Housing Fund 151, LLC		DE	36-4842293
Lake Ridge LSL Senior, LP		MO	37-1770966
AHP Housing Fund 152, LLC		DE	36-4842314
Cochise Villas, LP		AZ	81-5347233
AHP Housing Fund 153, LLC		DE	36-4842426
Pecan Creek - GMC, LP		OK	46-3073631
AHP Housing Fund 154, LLC		DE	30-0947059
New Covington Apartments LP		LA	26-3092233
AHP Housing Fund 155, LLC		DE	37-1832512
Claremore - GMC LP		OK	81-2711480
AHP Housing Fund 156, LLC		DE	30-0947318
Inman, LLC		LA	47-2942226
AHP Housing Fund 157, LLC		DE	35-2567644
Michigan City RCF LP		IN	32-0501168
AHP Housing Fund 158, LLC		DE	61-1798765
Rusk Pines LP		TX	46-4867737
AHP Housing Fund 159, LLC		DE	61-1798912
Kokomo RCF LP		IN	81-5195931
AHP Housing Fund 160, LLC		DE	30-0947814
Capitol Places VI Owner, LLC		SC	46-4126534
AHP Housing Fund 161, LLC		DE	35-2491061
Glasswater Creek of Lafayette, LLC		IN	81-4894508
AHP Housing Fund 162, LLC		DE	46-4238510
Avondale Van Buren ALF, LLC		DE	82-1117855
AHP Housing Fund 163, LLC		DE	38-4024191
Shreveport BDB Housing Partners, LLC		LA	37-1883146
AHP Housing Fund 164, LLC		DE	35-2582442
ROWSAT96, LP		NE	47-5494632
AHP Housing Fund 165, LLC		DE	30-0964699
Willow Park Group, LP		MS	81-2977544
AHP Housing Fund 166, LLC		DE	38-4024696
K West Apartments LP		OR	82-1725948
AHP Housing Fund 167, LLC		DE	38-4857260
Blenheim School Apartments, LP		MO	81-4857776
AHP Housing Fund 168, LLC		DE	36-4857493
Bethany Villa Limited Dividend Housing Association LP		MI	81-5429903
AHP Housing Fund 169, LLC		DE	37-1848411
AHP Housing Fund 170, LLC		DE	61-1813824
CJ Peete I, LLC		LA	71-1000853
AHP Housing Fund 171, LLC		DE	35-2593800
Mission Twin Oaks LP		TX	81-5469311
AHP Housing Fund 172, LLC		DE	38-4036461
Boerne Abbington Ranch, LP		GA	82-2708476
AHP Housing Fund 173, LLC		DE	37-1858216
Timberlane Partners, LP		MS	81-3737388
AHP Housing Fund 174, LLC		DE	32-0531818
Woodlawn Partners, LP		MS	81-3781645
AHP Housing Fund 175, LLC		DE	30-0990079
SP&D Hickory LLC		NC	81-3605077
AHP Housing Fund 176, LLC		DE	61-1845503
Westchester Village East Limited Dividend Housing Association LP		MI	82-0613859
AHP Housing Fund 177, LLC		DE	61-1845676
Westchester Village North Limited Dividend Housing Association LP		MI	81-5476902
AHP Housing Fund 178, LLC		DE	32-0532426
Evansville RCF LP		IN	82-0621378
AHP Housing Fund 179, LLC		DE	32-0532581
Mishawaka RCF LP		IN	82-0620959
AHP Housing Fund 180, LLC		DE	37-1859285
Elevate at Jordan Creek, LP		IA	82-3044253
AHP Housing Fund 181, LLC		DE	61-1850267
Camelot Housing Associates Limited Partnership		MA	83-0815652
AHP Housing Fund 182, LLC		DE	61-1850458
Valle de Atrisco LLLP		NM	82-2943407
AHP Housing Fund 183, LLC		DE	37-1863788
Hellenic Senior Living of Elkhart, LLC		IN	82-0995335
AHP Housing Fund 185, LLC		DE	36-4873049
AHP Housing Fund 186, LLC		DE	37-1864239
AHP Housing Fund 187, LLC		DE	35-2600509
AHP Housing Fund 188, LLC		DE	61-1851088
Louden Housing LLC		IA	82-3203180
AHP Housing Fund 189, LLC		DE	35-2600835
Mt. Pentelicus MT, LLC		DE	83-4363589
AHP Housing Fund 190, LLC		DE	35-2600897
Edna The Post Oak LP		TX	82-0619506
AHP Housing Fund 191, LLC		DE	61-1854168
Dalcor Gessner, LTD		TX	82-3179006
AHP Housing Fund 192, LLC		DE	37-1867732
Terre Haute AAL LP		IN	82-2672689
AHP Housing Fund 193, LLC		DE	32-0541198

SCHEDULE Y - INFORMATION CONCERNING ACTIVITIES OF INSURER MEMBERS OF A HOLDING COMPANY GROUP**PART 1 - ORGANIZATIONAL CHART**

	<u>NAIC</u>	<u>DOMICILE</u>	<u>FED ID#</u>
Stephens Garage Building, LLC		LA	26-0496945
AHP Housing Fund 194, LLC		DE	32-0541366
Ferriday Housing, LP		MS	82-3104130
AHP Housing Fund 195, LLC		DE	61-1854560
AHP Housing Fund 196, LLC		DE	36-4876802
Houston 5110 Griggs Road Residential, LP		TX	38-3920582
AHP Housing Fund 197, LLC		DE	36-4876946
AHP Housing Fund 198, LLC		DE	35-2604512
Fort Wayne AAL LP		IN	82-2691797
AHP Housing Fund 199, LLC		DE	32-0541824
Serenity Park II, LLC		OK	82-1780261
AHP Housing Fund 200, LLC		DE	35-2604877
Fields Apartments LP		OR	82-1987362
AHP Housing Fund 201, LLC		DE	36-4897520
Printworks Ventures, LLC		NC	81-4827773
AHP Housing Fund 202, LLC		DE	36-4897649
TX Heritage Huntsville 2019, LTD		TX	84-2589953
AHP Housing Fund 203, LLC		DE	36-4900671
SCS Decatur 17, LP		TX	82-2870051
AHP Housing Fund 204, LLC		DE	36-4897942
Riverside Senior Investments, LP		TX	81-5452024
AHP Housing Fund 205, LLC		DE	36-4900778
LIV Boerne Hills, LP		TX	82-2247292
AHP Housing Fund 206, LLC		DE	30-1107271
BC 2018 Lockhart, LP		TX	83-0955138
AHP Housing Fund 207, LLC		DE	61-1896469
AHP Housing Fund 209, LLC		DE	38-4088215
Cook Road AAL LP		IN	83-2242872
AHP Housing Fund 210, LLC		DE	38-4088238
SP&D Marion LLC		NC	83-1738032
AHP Housing Fund 211, LLC		DE	32-0582475
SCF Lamesa 17, LP		TX	82-2863880
AHP Housing Fund 212, LLC		DE	32-0582664
Palmview Spur LP		TX	82-4787127
AHP Housing Fund 213, LLC		DE	61-1905812
AHP Housing Fund 214, LLC		DE	61-1905979
Marbella Apartments, LLC		NM	35-2657517
AHP Housing Fund 215, LLC		DE	38-4097948
Y Lofts, LP		KS	83-2844370
AHP Housing Fund 216, LLC		DE	37-1927033
Lake Meadows AL, LP		IN	83-1511108
AHP Housing Fund 217, LLC		DE	38-4105218
Texarkana Grim Housing Partners LP		TX	32-0579865
AHP Housing Fund 218, LLC		DE	35-2656517
Providence Ted Trout Drive, LP		TX	82-2847711
AHP Housing Fund 221, LLC		DE	36-4937921
Sherwood Housing Associates Limited Partnership		MA	83-0815570
AHP Housing Fund 222, LLC		DE	35-2661435
AHP Housing Fund 224, LLC		DE	32-0599607
AHP Housing Fund 225, LLC		DE	61-1930521
AHP Housing Fund 226, LLC		DE	84-2794759
AHP Housing Fund 227, LLC		DE	84-2810128
AHP Housing Fund 228, LLC		DE	84-2825744
Braselton Court, LP		GA	45-4759084
AHP Housing Fund 229, LLC		DE	84-2848647
Brighton Pointe LP		NC	36-4743690
AHP Housing Fund 230, LLC		DE	84-2867804
Brookcreek Crossing LP		VA	30-0749914
AHP Housing Fund 231, LLC		DE	84-2964143
AHP Housing Fund 232, LLC		DE	84-2983350
The Preserve at Hardwick, LP		TN	32-0444468
AHP Housing Fund 233, LLC		DE	84-3003311
AHP Housing Fund 234, LLC		DE	84-3019674
AHP Housing Fund 235, LLC		DE	84-3034854
Mills Creek Crossing, LP		GA	80-0968965
AHP Housing Fund 236, LLC		DE	84-3068466
New Blossom Partners, LP		TN	46-3242875
AHP Housing Fund 237, LLC		DE	84-3087573
AHP Housing Fund 238, LLC		DE	84-3098398
AHP Housing Fund 239, LLC		DE	84-3146518
AHP Housing Fund 240, LLC		DE	84-3189470
AHP Housing Fund 241, LLC		DE	84-3235687
OKC Rockwell Apartments, LLC		OK	83-2636483
AHP Housing Fund 242, LLC		DE	84-3263777
AHP Housing Fund 243, LLC		DE	84-3277026
AHP Housing Fund 244, LLC		DE	84-3298481
AHP Housing Fund 246, LLC		DE	84-3845054
AHP Housing Fund 247, LLC		DE	84-3858393
AHP Housing Fund 248, LLC		DE	84-3886928
AHP Housing Fund 249, LLC		DE	84-3901367
AHP Housing Fund 250, LLC		DE	84-3934683
AHP Housing Fund 251, LLC		DE	84-3957809
AHP Housing Fund 252, LLC		DE	84-3969639
AHP Housing Fund 255, LLC		DE	84-4028519
AHP Housing Fund 256, LLC		DE	85-0601585
AHP Housing Fund 257, LLC		DE	85-2109161
AHP Housing Fund 258, LLC		DE	85-0638355
AHP Housing Fund 259, LLC		DE	85-0653472
AHP Housing Fund 260, LLC		DE	85-0666262
AHP Housing Fund 262, LLC		DE	85-0689053
AHP Housing Fund 263, LLC		DE	85-0703429
AHP Housing Fund 264, LLC		DE	85-0717117
AHP Housing Fund 266, LLC		DE	85-0744774
AHP Housing Fund 268, LLC		DE	85-0773569
AHP Housing Fund 269, LLC		DE	85-0788645
AHP Housing Fund 270, LLC		DE	85-0802483

SCHEDULE Y - INFORMATION CONCERNING ACTIVITIES OF INSURER MEMBERS OF A HOLDING COMPANY GROUP**PART 1 - ORGANIZATIONAL CHART**

	<u>NAIC</u>	<u>DOMICILE</u>	<u>FED ID#</u>
AHP Housing Fund 271, LLC		DE	85-1746250
AHP Housing Fund 272, LLC		DE	85-1747778
AHP Housing Fund 273, LLC		DE	85-1762243
AHP Housing Fund 274, LLC		DE	85-1798584
AHP Housing Fund 275, LLC		DE	85-1821947
AHP Housing Fund 276, LLC		DE	85-1862463
AHP Housing Fund 277, LLC		DE	85-1880896
AHP Housing Fund 278, LLC		DE	85-1905856
AHP Housing Fund 279, LLC		DE	85-1934157
AHP Housing Fund 280, LLC		DE	85-1960324
AHP Housing Fund 281, LLC		DE	85-3116711
AHP Housing Fund 282, LLC		DE	85-3138006
AHP Housing Fund 283, LLC		DE	85-3168346
AHP Housing Fund 284, LLC		DE	85-3182265
AHP Housing Fund 286, LLC		DE	85-3230113
AHP Housing Fund 287, LLC		DE	85-3241496
AHP Housing Fund 288, LLC		DE	85-3363427
AHP Housing Fund 289, LLC		DE	85-3384328
AHP Housing Fund 290, LLC		DE	85-3417470
AHP Housing Fund 291, LLC		DE	86-1563367
AHP Housing Fund 292, LLC		DE	86-1587069
AHP Housing Fund 293, LLC		DE	86-1641859
AHP Housing Fund 294, LLC		DE	86-1677104
AHP Housing Fund 295, LLC		DE	86-1706250
AHP Housing Fund 297, LLC		DE	86-1759273
AHP Housing Fund 298, LLC		DE	86-1785547
AHP Housing Fund 299, LLC		DE	86-1818860
AHP Housing Fund 300, LLC		DE	86-1847805
AHP Housing Fund 301, LLC		DE	87-2063254
AHP Housing Fund 302, LLC		DE	87-2106509
AHP Housing Fund 303, LLC		DE	87-2110744
AHP Housing Fund 304, LLC		DE	87-2144690
AHP Housing Fund 305, LLC		DE	87-2155635
AHP Housing Fund 306, LLC		DE	87-2173325
AHP Housing Fund 307, LLC		DE	87-2248828
AHP Housing Fund 308, LLC		DE	87-2272005
AHP Housing Fund 309, LLC		DE	87-2284224
AHP Housing Fund 310, LLC		DE	87-2311859
AHP Housing Fund 311, LLC		DE	87-3350626
AHP Housing Fund 312, LLC		DE	87-3372574
AHP Housing Fund 313, LLC		DE	87-3392197
AHP Housing Fund 314, LLC		DE	87-3412497
AHP Housing Fund 315, LLC		DE	87-3432740
AHP Housing Fund 316, LLC		DE	87-3449412
AHP Housing Fund 317, LLC		DE	87-3475077
AHP Housing Fund 319, LLC		DE	87-3516313
AHP Housing Fund 320, LLC		DE	87-3531918
AHP Housing Fund 321, LLC		DE	88-1706172
AHP Housing Fund 322, LLC		DE	88-1716679
AHP Housing Fund 323, LLC		DE	88-1744535
AHP Housing Fund 324, LLC		DE	88-1773046
AHP Housing Fund 325, LLC		DE	88-1791668
AHP Housing Fund 326, LLC		DE	88-1841033
AHP Housing Fund 327, LLC		DE	88-1876859
AHP Housing Fund 328, LLC		DE	88-1917979
AHP Housing Fund 329, LLC		DE	88-1931898
AHP Housing Fund 330, LLC		DE	88-1950438
AHP Housing Fund 331, LLC		DE	88-3719022
AHP Housing Fund 332, LLC		DE	88-3729001
AHP Housing Fund 333, LLC		DE	88-3751559
AHP Housing Fund 334, LLC		DE	88-3771611
AHP Housing Fund 335, LLC		DE	88-3791671
AHP Housing Fund 336, LLC		DE	88-3810803
AHP Housing Fund 337, LLC		DE	88-3836582
AHP Housing Fund 338, LLC		DE	88-3860476
AHP Housing Fund 339, LLC		DE	88-3881761
AHP Housing Fund 340, LLC		DE	88-3901910
AHP Housing Fund 341, LLC		DE	92-0601838
AHP Housing Fund 342, LLC		DE	88-4159050
AHP Housing Fund 343, LLC		DE	92-0627394
AHP Housing Fund 344, LLC		DE	92-0647879
AHP Housing Fund 345, LLC		DE	92-0657618
AHP Housing Fund 346, LLC		DE	92-0673905
AHP Housing Fund 347, LLC		DE	88-4189569
AHP Housing Fund 348, LLC		DE	92-0727762
AHP Housing Fund 349, LLC		DE	92-0744407
AHP Housing Fund 350, LLC		DE	88-4201422
AHP SLP LLC		DE	84-3047721
Hunt Capital Partners Tax Credit Fund 2012 - Oak Hill, LLC (FKA AHP Housing Fund 13, LLC)		DE	30-0746548
Round Lake Beach LP		IL	26-4069096
AHP Historic Partners, LLC		DE	30-0954214
AHP State Affordable, LLC		DE	32-0406704
AHP State Housing Fund 11, LLC		DE	85-3262876
AHP State Housing Fund 12, LLC		DE	85-3288529
AHP State Housing Fund 13, LLC		DE	85-3298919
AHP State Housing Fund 14, LLC		DE	85-3325040
AHP State Housing Fund 15, LLC		DE	85-3344981
AHP State Housing Fund 16, LLC		DE	85-3449216
AHP State Housing Fund 17, LLC		DE	85-3553551
AHP State Housing Fund 18, LLC		DE	85-3489037
AHP State Housing Fund 19, LLC		DE	85-3528525
AHP State Housing Fund 20, LLC		DE	85-3551155
SunAmerica Affordable Housing Partners 127, A Nevada Limited Partnership		NV	20-0298402
SunAmerica Affordable Housing Partners 176, A Nevada Limited Partnership		NV	61-1702231
Albecca Inc.		GA	39-1389732
Larson-Juhl International LLC		GA	58-2140960

SCHEDULE Y - INFORMATION CONCERNING ACTIVITIES OF INSURER MEMBERS OF A HOLDING COMPANY GROUP**PART 1 - ORGANIZATIONAL CHART**

	<u>NAIC</u>	<u>DOMICILE</u>	<u>FED ID#</u>
Larson-Juhl A.S.		NOR	
Larson-Juhl Australia		AUS	
Megawood Mouldings Pty Ltd.		AUS	
Larson-Juhl Canada Ltd.		CAN	
Larson-Juhl France LLC		GA	58-2140956
Larson-Juhl France S.A.R.L.		FRA	
Senelar Larson-Juhl S.A.		FRA	
Larson-Juhl Germany		DEU	58-2233652
Larson-Juhl Korea, Limited		KOR	58-2233650
Larson-Juhl Netherlands B.V.		NLD	
Barth Larson-Juhl B.V.		NLD	98-0221556
Larson-Juhl New Zealand Limited		NZL	
Larson-Juhl Nippon Co., Ltd.		JPN	
Larson-Juhl Qingdao Co. Ltd.		CHN	
Larson-Juhl Sweden A.B.		SWE	
Tranaslist A.B.		SWE	
Larson-Juhl US LLC		GA	58-2398627
Northhampton Acquisition Limited		GBR	
Larson-Juhl Ireland Ltd.		IRL	
Larson-Juhl s.r.o.		CZE	
Larson-Juhl UK		GBR	98-0221543
Lira s.r.o.		CZE	
Magnolia Group Limited		GBR	
Alleghany Corporation		DE	51-0283071
Alleghany Capital Corporation		DE	13-3725517
Alleghany Hospitality Investments LLC		DE	84-2630349
First Act, LLC		DE	81-3075316
IPS-Integrated Project Services, LLC		DE	23-2561581
Anchorbuoy Ltd		IMN	98-1638183
Amiston Linesight Limited		BHR	98-1638594
Amiston Linesight Limited (IE)		IRL	98-1637861
An Iorua AS		NOR	98-1663102
Anchor GCC Ltd		IMN	98-1640296
BS An Ghearmain GMBH		DEU	98-1640595
BS Denmark Aps		DNK	98-1641258
BS Isiltir BV		NLD	98-1641587
Citiwide Consultants Limited		HKG	98-1641714
Cuanbac Limited		IRL	98-1642467
Cuanbac Ltd (NL)		NLD	98-1641864
Cuanbac Ltd (UK)		GBR	98-1640994
Downbay Limited		GBR	98-1641364
Forest Holdings Ltd		IMN	98-1638590
Forest Investments		IMN	98-1638585
Kiabay Unlimited Company		IRL	98-1639401
Line Radharc Limited		IRL	98-1641965
Linesight AB		SWE	
Linesight BV Belgium		BEL	98-1642476
Linesight Chile SPA		CHL	98-1642275
Linesight Company Limited		SAU	98-1641927
Linesight Consulting LLC		DE	82-4414027
Linesight consulting Private Ltd		IND	98-1641362
Linesight Consulting Shanghai Limited		CHN	98-1641376
Linesight DMCC		ARE	98-1641871
Linesight Finland Oy		FIN	98-1641856
Linesight GmbH		AUT	98-1654665
Linesight Inc		CAN	
Linesight Italy SRL		ITA	98-1641892
Linesight Japan KK		JPN	98-1654320
Linesight Limited		ISR	98-1638458
Linesight Limited (IE)		IRL	98-1640459
Linesight PTE Limited		SGP	98-1641600
Linesight PTE. Limited Taiwan Branch (Singapore)		TWN	98-1641883
Linesight S.A. DE C.V.		MEX	
Linesight SAS ref France		FRA	98-1642441
Linesight Sdn. Bhd (Malaysia)		MYS	
Linesight Spain S.L.U		ESP	98-1639768
Linesight Switzerland Sarl		CHE	98-1663542
Maxamillion Limited		IMN	98-1639811
Millfont Limited		IRL	98-1640315
Murascaille Holdings BV		NLD	98-1640353
Netfont Unlimited		IRL	98-1639774
Pine Holdings Ltd		IMN	98-1640309
Planbay Limited		IRL	98-1640952
Plug Holdings Unlimited		IMN	98-1640155
Rolbay Unlimited Company		IRL	98-1640608
Safebay Limited		IRL	98-1638600
Shellbay Unlimited Company		IRL	98-1640885
Tips		IMN	98-1641620
Trenmor LLC		DE	38-3818109
Trenmor PTY Limited		AUS	98-1640965
Trenmor Unlimited Company		IRL	98-1642178
Wozey S.A		URY	
DGS-IPS, LLC		DE	82-2226617
Ercom Engineers, Private Limited		IND	
Integrated Project Services International Pvt Ltd.		IND	98-1169612
IPS Bioengineering Technology (Shanghai) Co., Ltd.		CHN	38-4155004
IPS BioPharmaceutical Technical Consulting (Tianjin) Limited Liability Company		CHN	98-1169890
IPS Professional Engineers and Architects, PC		PA	27-2909419
IPS-Integrated Project Services Corp.		PA	23-2865978
IPS-Integrated Project Services Limited		GBR	98-1169585
IPS-Integrated Project Services (Ireland) Limited		IRL	98-1381700
IPS-Integrated Project Services GmbH		CHE	98-1344891
IPS Architect Services Canada Inc.		CAN	98-1548281
IPS-Integrated Project Services (Germany) GmbH		DEU	98-1469538
IPS-Integrated Project Services, ULC		CAN	98-1345844
IPS-Services de Projets integres (Quebec) S.E.N.C.		CAN	

SCHEDULE Y - INFORMATION CONCERNING ACTIVITIES OF INSURER MEMBERS OF A HOLDING COMPANY GROUP**PART 1 - ORGANIZATIONAL CHART**

	NAIC	DOMICILE	FED ID#
IPS-Integrated Project Services, Pvt Ltd		SGP	98-1198327
IPS-Mehtalia, Private Limited		IND	80-0736836
IPS-Servicos de Projetos Integrados Ltda		BRA	98-1105723
Summit Insurance Limited		CYM	98-0171613
The Cardinal Group USA, LLC		DE	46-5038882
Jaz Toys HK Limited		HKG	98-1183185
Jaz Toys UK Ltd		GBR	98-1279867
Jaz Toys UK Ltd. French Branch		FRA	
Jazwares Europe GmbH & Co. KG		DEU	98-1655884
Jazwares GmbH		DEU	98-1279860
Jazwares Europe Management GmbH		DEU	
Jazwares S. de R.L. de C.V.		MEX	98-1536047
Wicked Cool (HK) Limited		HKG	98-1356068
Jazplus, LLC		DE	84-4049477
Jazwares Entertainment, LLC		DE	47-3729412
Jazwares Soft Creations LLC		DE	92-0285257
Jazwares, LLC		DE	51-0388825
955 Shotgun Road, LLC		FL	82-1541168
959 Shotgun Road, LLC		FL	47-2615350
1067 Studios, LLC		DE	47-4653839
Jazwares Canada Holdings Inc.		DE	86-1941206
Jazwares Canada LP		DE	
Kelly Toys Holdings, LLC		DE	84-5160796
Wicked Cool Toys Holdings, LLC		DE	81-5112846
Wicked Cool Toys, LLC		DE	90-0859574
Kelly Amusement Holdings, LLC		DE	84-5150269
Piedmont Manufacturing Group, LLC		DE	86-3024790
Wilbert, Inc.		NC	36-1178800
CH Industries, Inc.		SC	06-1718484
Easley Custom Plastics, Inc.		SC	20-0818185
Thermoform Plastics, Inc.		MN	41-0884355
Precision Cutting Technologies, Inc.		DE	45-4673903
Bourn & Koch, Inc.		IL	36-2827595
Coastal Industrial Distributors, LLC		DE	01-0434937
Diamond Technology Innovations, Inc.		WA	71-0975197
Supermill, LLC		DE	30-1025039
R.C. Tway Company, LLC		KY	61-0366810
Advanced Mobility & Shelter Technologies, LLC		IL	20-5832960
CEI Equipment Company, LLC		DE	42-1059101
Kentucky Trailer Paint and Reconditioning Center, LLC		KY	61-0366810
Kentucky Trailer Services, LLC		KY	61-0366810
KT European Holdings, LLC		KY	
KT Smit Mobile Cooperatie		NLD	
GAS NL B.V.		NLD	
Smit Mobile Equipments (UK) Ltd B.V.		GBR	
Smit Mobile Equipments B.V.		NLD	
GAS UK B.V.		GBR	
Magna Van Development Company, LLC		KY	46-3098678
Trailer Technologies Holdings, LLC		KY	61-0366810
Wilbert Funeral Services, Inc.		KS	36-4128481
Crystal Drive Services, LLC		FL	47-1367633
Memorial Monuments & Vaults, Inc.		ID	82-0360273
Rochester Crematory, Inc.		NY	16-1470785
WWSC Holdings, LLC		DE	20-1535505
Triton Steel, LLC		DE	
W&W Steel Erectors, LLC		DE	27-0915339
W&W-AFCO Steel LLC		DE	35-2530653
Consteel Technical Services, Ltd.		GBR	98-0201656
Hirschfeld Properties LP		TX	87-0765840
WWEPL Holdings Corp.		DE	82-1608695
W&W Engineering Private, Ltd. India		IND	82-1608695
W&W Steel Company		OK	73-0550968
Z Global Logistics, LLC		DE	84-2599243
Zag Toys Holdings, LLC		DE	82-3784847
Zag Toys, LLC		DE	82-3787181
Alleghany Insurance Holdings LLC		DE	51-0283071
AIHL Re LLC	12640	VT	20-5101850
CapSpecialty, Inc.		WI	39-1052658
Capitol Facilities Corporation (Wisconsin)		WI	39-1792399
Capitol Indemnity Corporation	10472	WI	39-0971527
Capitol Specialty Insurance Corporation	10328	WI	39-0988659
Platte River Insurance Company	18619	NE	56-0997453
CATA Services Company		WI	46-1500243
Roundwood Asset Management LLC		DE	27-1354706
RSUI Group, Inc.		DE	01-0788257
Resurgens Specialty Underwriting, Inc.		GA	56-1616350
RSUI Indemnity Company	22314	NH	16-0366830
Covington Specialty Insurance Company	13027	NH	26-1168626
Landmark American Insurance Company	33138	NH	73-0994137
RSUI Surplus Lines Insurance Services, Inc.		DE	56-2055341
RSUI Insurance Exchange RPG, Inc.		DE	83-2721193
Alleghany Properties Holdings LLC		DE	68-0339019
Alleghany Properties LLC		DE	68-0339019
APH Las Serenas Simi Valley, LLC		DE	68-0339019
APH SLP, LLC		DE	68-0339019
APH Terracina Cathedral City, LLC		DE	68-0339019
APH Terracina Vineyard LLC		DE	68-0339019
Transatlantic Holdings, Inc.		DE	80-0795986
Pillar Capital Holdings Limited		BMU	
Professional Risk Management Services, Inc.		DE	20-4872787
Transatlantic Reinsurance Company	19453	NY	13-5616275
Calpe Insurance Company Limited		GIB	
El Sol Del Paraguay S.A.		PRY	
Fair American Insurance and Reinsurance Company	35157	NY	13-3333610
Fair American Select Insurance Company	15201	DE	46-1213970
Orien Risk Analysts, Inc.		NY	11-3563729

SCHEDULE Y - INFORMATION CONCERNING ACTIVITIES OF INSURER MEMBERS OF A HOLDING COMPANY GROUP**PART 1 - ORGANIZATIONAL CHART**

	<u>NAIC</u>	<u>DOMICILE</u>	<u>FED ID#</u>
TransRe Europe S.A.		LUX	
TransRe London Limited		GBR	
TransRe London Services Limited		GBR	
TransRe S.A.		PAN	
Transatlantic Re (Argentina) S.A.		ARG	
TRC Escritório de Representação no Brasil Ltda.		BRA	
TransRe Underwriting Managers Agency Ltd.		DE	81-1939146
TReIMCo Limited		GBR	
Ben Bridge Corporation		WA	94-3366374
Ben Bridge Jeweler, Inc.		WA	91-0695728
Benjamin Moore & Co.		NJ	13-5256230
Benjamin Moore & Co., Limited		CAN	
Benjamin Moore UK Limited		GBR	
Complementary Coatings Corp.		NY	74-3245926
Eco Color Company		NJ	27-0660605
The Indecor Group, Inc.		NJ	22-3522457
Berkshire Hathaway Automotive Inc.		DE	47-2124505
ABC Nissan LLC		DE	74-3112441
ACVT Motors, LLC		DE	73-1701637
Artex Automotive Sales II, LLC		DE	75-2827246
Auto Media, LLC		DE	86-0554751
Bell Road Motors, LLC		DE	46-1127820
BFVT Motors, LLC		DE	26-4753998
BHA Minority Interest Holdco, Inc.		DE	35-2593468
BHVT Motors, LLC		DE	86-0939888
BWNVT Motors, LLC		DE	20-2019191
Capitol Chevrolet Motors LLC		DE	87-1880877
CAVT, LLC		DE	86-0833438
CHVT Motors, LLC		DE	27-3475637
Crest Cadillac II, LLC		DE	75-2827245
Crest Infiniti II, LLC		DE	75-2827244
Crown Automotive, LLC		DE	37-1205269
Crown Motors, LLC		DE	46-3299318
CTVT Motors, LLC		DE	86-0607143
DBVT Motors, LLC		DE	26-4443107
DMVV Motors, LLC		DE	26-1213265
Evansville Automotive (LEX), LLC		DE	13-4236286
Evansville Automotive, LLC		DE	13-4236289
FFBH Motors, LLC		DE	47-2478722
FLTVT, L.L.C.		DE	48-1225754
FMAVT Motors, LLC		DE	46-1058973
FSVT Motors, LLC		DE	45-2613080
GAFVT Motors, LLC		DE	86-0949028
GANVT Motors, LLC		DE	86-0949025
GAWVT Motors, LLC		DE	91-2167192
GMVT Motors, LLC		DE	27-0168543
GPVN Motors, LLC		DE	27-0168543
Grand Prairie Ford, LLC		DE	86-1038667
Grapevine Imports, LLC		DE	75-2642974
HFWBH Motors, LLC		DE	47-2539983
Husker Auto Group, LLC		DE	48-1230195
Infiniti of Scottsdale, LLC		DE	86-0661598
IOC Motors, LLC		DE	27-1457162
Invtex Automotive Sales II, LLC		DE	75-2827242
Joe Myers Automotive, LLC		DE	76-0183386
Joe Myers Ford II, LLC		DE	76-0660241
Joe Myers Motors-Three, LLC		DE	76-0295766
Kenny Kent Chevrolet Co., LLC		DE	35-0815650
KTVT Motors, LLC		DE	27-1102271
Lone Star Buick-GMC II, LLC		DE	48-1230035
Luke Motor Company II, LLC		DE	75-2827238
LVN Motors, LLC		DE	86-0907173
MBOCBH Motors, LLC		DE	81-4480867
MCVT Motors, LLC		DE	26-2170637
Metro Auto Auction Dallas, LLC		DE	45-4532478
Metro Auto Auction, LLC		DE	20-2347995
Midway Chevrolet Company I, LLC		DE	86-0202697
Midway Holdings I, LLC		DE	86-0850437
Miles Chevrolet, LLC		DE	37-0981664
MVVT Motors, LLC		DE	27-3520425
NFVT Motors, LLC		DE	45-2413507
NMVT Motors, LLC		DE	86-1018010
NPTBH Motors LLC		DE	81-1369733
PFBH Motors, LLC		DE	32-0521628
PFVT Motors, LLC		DE	20-3759783
Pinnacle Nissan, LLC		DE	86-0807824
PIVT Motors, LLC		DE	26-0811908
PNVT Motors, LLC		DE	86-1009290
RCJD Motors, LLC		DE	27-2774178
Reliable Automotive, LLC		DE	43-1572730
Reliable Chevrolet (MO), LLC		DE	43-0898180
Reliable Chevrolet (NM), LLC		DE	85-0360254
Reliable Chevrolet II (TX), LLC		DE	75-2827270
Reliable Imports & Motorhomes, LLC		DE	43-1796195
Reliable Motors (AU), LLC		DE	45-4865766
Reliable, LLC		DE	85-0379704
Richardson Automotive II, LLC		DE	75-2827264
RVWVT Motors, LLC		DE	26-3816569
SFVT Investors, LLC		DE	45-2100070
Showcase Automotive LLC		DE	20-2020605
Showcase Motors LLC		DE	20-2020536
Smart Group (The), LP		TX	48-1306143
Smart Group AZ (The), LLC		TX	48-1306143
SN Management, Inc.		TX	33-1043990
SSLVT Motors, LLC		DE	45-4198394
Stonebriar Chevrolet I, LLC		DE	75-2928388

SCHEDULE Y - INFORMATION CONCERNING ACTIVITIES OF INSURER MEMBERS OF A HOLDING COMPANY GROUP**PART 1 - ORGANIZATIONAL CHART**

	<u>NAIC</u>	<u>DOMICILE</u>	<u>FED ID#</u>
TODVT LLC		DE	86-1014610
TOHVT Motors, LLC		DE	27-4898712
Town East Ford II, LLC		DE	75-2924848
TXVT LLC		DE	86-0871569
V.T. Motors, LLC		DE	86-0850810
Van Chevrolet-Cadillac, LLC		DE	44-0617358
Van Hyundai II, LLC		DE	20-4536566
Van Tuyl Group, LLC		DE	86-0940588
Vandergriff Automotive II LLC		DE	75-3024222
Vandergriff Chevrolet II, LLC		DE	75-2827256
Vandergriff Hyundai II, LLC		DE	20-3854307
VODVT Motors LLC		DE	20-5651029
VOP Motors, LLC		DE	45-5146534
Zak Products II, LLC		DE	05-0547499
Berkshire Hathaway Credit Corporation		NE	47-0679606
BH Credit LLC		DE	41-2149407
BH-IMC Holdings B.V.		NLD	
IMC International Metalworking Companies B.V.		NLD	
BSW Zerspanungswerkzeuge GmbH		DEU	
D.C. Properties Ltd.		CAN	
D.C.C. Properties s.r.o.		CZE	
Duracarb Korea Ltd.		KOR	
IMC (Germany) Holdings GmbH		DEU	
Ingersoll Werkzeuge GmbH		DEU	
Ingersoll France Sarl		FRA	
IMC EndMill Ltd.		KOR	
IMC Metaldur S.A		CHE	
Ingersoll Cutting Tool Ltd.		CAN	
Ingersoll Cutting Tools De Mexico, Sa De C.V.		MEX	
Ingersoll Hungary Kft		HUN	
Ingersoll Taegutec Italia S.r.l.		ITA	
Intehna Beo Doo Beograd		SRB	
Intehna d.o.o.		SVN	
Intehna Zagreb Ltd.		HRV	
Iscar Alati d.o.o.		HRV	
Iscar Austria GMBH		AUT	
Iscar Benelux S.A		BEL	
Iscar Bulgaria Eood		BGR	
Iscar C.R. s.r.o.		CZE	
Iscar De Mexico S.A. De C.V.		MEX	
Iscar DO Brasil Comercial Ltda.		BRA	
Iscar Finland OY		FIN	
Iscar Germany GmbH		DEU	
Iscar Greece S.A.		GRC	
Iscar Gulf Holding Ltd		ARE	
Iscar Gulf Trading L.L.C		ARE	
Iscar Hartmetall A.G.		CHE	
I.G.R.E.C. Grundstucksverwaltungs GmbH		DEU	
Iscar Australia Pty. Limited		AUS	
Iscar France S.A.S.		FRA	
Sutol AG		CHE	
Iscar Hungary Kft		HUN	
Iscar Iberica S.A.		ESP	
Iscar Portugal-Tools And Machinery, S.A.		PRT	
Iscar India Private Limited		IND	
Iscar International Trading (Shanghai) Co. Ltd.		CHN	
Iscar Italia s.r.l.		ITA	
Iscar Japan Ltd.		JPN	
Iscar Kesici Takim Ticareti Veimalati Ltd. Sirketi		TUR	
Iscar Ltd.		ISR	
Metaor – Metal Injection Industries Ltd.		ISR	
Micron 3DP LTD		ISR	
Shafir Production Systems Ltd.		ISR	
Novosurge Technologies Ltd		ISR	
Iscar Metal Cutting Technology (Shanghai) Co., Ltd.		CHN	
Iscar Nederland B.V.		NLD	
Iscar Nepremicnine d.o.o.		SVN	
Iscar Poland Sp. Z.o.o.		POL	
Iscar Rezni Alati d.o.o.		HRV	
Iscar Slovenija d.o.o.		SVN	
Iscar South Africa (Pty) Ltd.		ZAF	
Iscar Sr. S.R.O.		SVK	
Iscar Sverige AB		SWE	
Iscar Taiwan, Ltd.		TWN	
Iscar Thailand, Ltd.		THA	
Iscar Tools Argentina S.A.		ARG	
Iscar Tools d.o.o.		SRB	
Iscar Tools Inc.		CAN	
Iscar Tools Ltd.		GBR	
Iscar Tools S.R.L.		ROU	
Iscar Vietnam LLC		VNM	
Isreco A.G.		CHE	
Iswerco Aktiebolag		SWE	
It. Te. Di. S.R.L.		ITA	
LLC Iscar		RUS	
LLC TaeguTec RUS		RUS	
LLC TaeguTec Ukraine		UKR	
LLC Iscar Ukraine		UKR	
Morse Production Limited Liability Company		RUS	
Outlitec E.U.R.L		FRA	
Preco Sp.Z.O.O.		POL	
PT Tungaloy Indonesia		IDN	
PT.TaeguTec Indonesia		IDN	
S.C. TaeguTec Tools S.R.L.		ROU	
Sci Ifreco		FRA	
Taegutec (Thailand) Ltd.		THA	

SCHEDULE Y - INFORMATION CONCERNING ACTIVITIES OF INSURER MEMBERS OF A HOLDING COMPANY GROUP**PART 1 - ORGANIZATIONAL CHART**

	<u>NAIC</u>	<u>DOMICILE</u>	<u>FED ID#</u>
TaeguTec Argentina S.A.		ARG	
Taegutec Australia Pty Ltd		AUS	
TaeguTec CR s.r.o.		CZE	
Taegutec Cutting Tools Trading (Shanghai) Co. Ltd.		CHN	
Taegutec d.o. Brazil Ltda.		BRA	
TaeguTec Hungary Kft		HUN	
TaeguTec India Private Limited		IND	
Taegutec Japan Ltd		JPN	
Taegutec Ltd.		KOR	
IMC International Metalworking Engineering & Production (Dalian) Co. Ltd.		CHN	
KMS Ltd.		KOR	
Taegutec Tooling Systems Malaysia Sdn. Bhd.		MYS	
Xiamen Honglu Tungsten-Molybdenum Industry Co., Ltd.		CHN	
TaeguTec Polska SP. z o.o.		POL	
TaeguTec Scandinavia A/S		DNK	
Taegutec Slovakia S.R.O		SVK	
TaeguTec South Africa(Proprietary) Limited		ZAF	
TaeguTec Spain, S.L.U		ESP	
Taegutec U.K. Ltd.		GBR	
TaeguTec Vietnam Limited Liability Company		VNM	
Tagutec Kesici Takimlar Sanayi Ve Ticaret A.S.		TUR	
Tungaloy Benelux B.V.		NLD	
Tungaloy Corporation		JPN	
Nangchang Cemented Carbide Ltd. Company		CHN	
Tungaloy America, Inc.		IL	36-3511418
Tungaloy De Mexico S.A.		MEX	
Tungaloy Cutting Tool (Shanghai) Co. Ltd.		CHN	
Tungaloy Cutting Tool (Thailand) Co., Ltd.		THA	
Tungaloy Friction Material Vietnam Ltd.		VNM	
Tungaloy Germany GMBH		DEU	
Tungaloy Malaysia SDN BHD		MYS	
Tungaloy Taiwan Corporation		TWN	
Tungaloy Cutting Tools Taiwan Co., Ltd		TWN	
Tungaloy Czech SRO		CZE	
Tungaloy do Brasil Comercio DE Ferramentas DE Corte Ltda		BRA	
Tungaloy France s.a.s		FRA	
Tungaloy Hungary Kft		HUN	
Tungaloy Iberica, S.L.		ESP	
Tungaloy India Private Limited		IND	
Tungaloy Italia S.r.l.		ITA	
Tungaloy Kesici Takimlar Sanayi Ve Ticaret A.S		TUR	
Tungaloy Korea Ltd.		KOR	
Tungaloy Polska SP. z o.o.		POL	
Tungaloy Rezni Alati d.o.o		HRV	
Tungaloy Rus LLC		RUS	
Tungaloy Scandinavia AB		SWE	
Tungaloy UK Limited		GBR	
Twing-M ALC		BLR	
U.O.P. S.P.A.		ITA	
Wertsam Technology, S.L.		ESP	
YG-1 Co., Ltd.		KOR	
ITTI Group USA Holdings, Inc.		DE	75-2908704
CTMS North America, Inc.		DE	81-0936710
D.I. Properties Inc.		TX	75-2546832
Ingersoll Cutting Tool Company Inc.		DE	75-2908703
Iscar Metals Inc.		NJ	11-2129228
ITTI Investment Holdings Inc.		DE	37-1737373
Berkshire Production Supply LLC		MI	20-2178725
Butler Brothers Supply Division, LLC		DE	01-0227197
CMT Industrial Solutions, LLC		DE	81-5238636
Cutting Tools Holdings, LLC		DE	83-3800689
Cutting Tools, LLC		KY	61-0705435
Decatur Custom Tool, LLC		DE	37-0900539
EWIE Group of Companies, LLC		DE	83-3043953
IMCO Carbide Tool Inc.		DE	34-1237442
Industrial Tooling & Supply LLC		DE	63-0854239
Iwen Tool Supply, LLC		DE	38-2777964
James H. Cross Co., LLC		DE	25-1261676
Macpherson Western Tool & Supply Co., LLC		DE	94-1492715
Tool & Gage Associates, Inc.		OR	93-0867881
Manufacturing Solutions of Minnesota, LLC		DE	27-0168957
Precision Cutting Tools, LLC		DE	82-5373403
Southwest Tooling Supply, LLC		DE	54-1609767
Tool-Flo Manufacturing, Inc		TX	74-1990355
BH Holding LLC		DE	46-5629651
BH International Holdings		CYM	98-1444928
WPLG, Inc.		DE	32-0551209
Miami Tower, LLC		FL	20-8038410
BH Media Group, Inc.		DE	45-5344990
Palace Building Master Tenant, LLC		DE	47-4476125
Palace Building, LLC		DE	47-4465572
World Investments, Inc.		NE	47-0625852
Berkshire Hathaway Energy Company		IA	94-2213782
BHE Canada, LLC		DE	46-1251130
BHE Canada Holdings Corporation		CAN	83-3544190
BHE AltaLink Ltd.		CAN	
BHE Alberta Ltd.		CAN	
AltaLink Holdings, L.P.		CAN	
AltaLink Investments, L.P.		CAN	
AltaLink, L.P.		CAN	
Kainailink, L.P.		CAN	
PiikaniLink, L.P.		CAN	
AltaLink Investment Management Ltd.		CAN	
AltaLink Management Ltd.		CAN	
BHE GP Holdings Ltd.		CAN	
BHE Canada Limited		CAN	

SCHEDULE Y - INFORMATION CONCERNING ACTIVITIES OF INSURER MEMBERS OF A HOLDING COMPANY GROUP**PART 1 - ORGANIZATIONAL CHART**

	<u>NAIC</u>	<u>DOMICILE</u>	<u>FED ID#</u>
BHE Canada Management Ltd.		CAN	
BHE Canada Power Marketing G.P. Inc.		CAN	
BHE Canada Rattlesnake G.P. Inc.		CAN	
MATL Canada G.P. Inc.		CAN	
NEP Limited GP Inc.		CAN	
NAT-1 GP Inc.		CAN	
BHE Canada Power Marketing, L.P.		CAN	
BHE Canada, L.P.		CAN	
BHE Canada Rattlesnake L.P.		CAN	
NEP Holdings Limited Partnership		CAN	
NAT-1 Limited Partnership		CAN	
MATL Canada L.P.		CAN	
BHE Infrastructure Group, LLC	DE		85-3561338
BHE Infrastructure Services, LLC	DE		85-3909604
Texas Emergency Power Reserve, LLC	DE		86-3317628
BHE Montana, LLC	DE		45-4073481
BHE Glacier Wind 1, LLC	DE		45-0597148
BHE Glacier Wind 2, LLC	DE		26-2438366
BHE Power Watch, LLC	DE		27-0515262
BHE Rim Rock Wind, LLC	DE		27-2860287
BHE Wind Watch, LLC	DE		80-0772521
BHEM Balancing Authority Services, LLC	DE		45-3167899
BHE Pipeline Group, LLC	DE		85-1727774
Alaska Gas Transmission Company, LLC	DE		20-0730905
Alaska Gas Pipeline Company, LLC	CAN		45-2081405
BHE CS Holdings, LLC	DE		84-3193556
BHE Compression Services, LLC	DE		84-3202708
BHE GT&S, LLC	DE		85-1944244
Carolina Gas Services, Inc.	VA		47-4574139
Eastern Energy Field Services Inc.	DE		55-0711095
Eastern Energy Gas Holdings, LLC	VA		46-3639580
Carolina Gas Transmission, LLC	SC		57-0655473
Eastern Gas Transmission and Storage, Inc.	DE		55-0629203
Tioga Properties, LLC	DE		30-0108564
Farmington Properties, Inc.	PA		76-0450804
NE Hub Partners, L.L.C.	DE		76-0457894
NE Hub Partners, L.P.	DE		76-0457892
Eastern MLP Holding Company II, LLC	VA		47-3459919
Cove Point GP Holding Company, LLC	DE		46-5176788
Cove Point LNG, LP	DE		51-0363076
Iroquois, Inc.	DE		55-0704971
Iroquois GP Holding Company, LLC	DE		55-0704971
Iroquois Gas Transmission System L.P.	DE		06-1285387
Eastern Gathering and Processing, Inc.	VA		47-5154245
Modular LNG Holdings, Inc.	VA		82-3625237
NiChe LNG, LLC	DE		82-3638191
NiChe Storage Solutions, LLC	DE		84-5186120
Pivotal LNG, LLC	DE		20-5447265
Pivotal JAX LNG, LLC	DE		36-4801462
JAX LNG, LLC	DE		36-4802342
Rev LNG SSL BC LLC	PA		38-3944800
KR Holding, LLC	DE		75-3045251
Kern River Gas Transmission Company	DE		76-0185455
MidAmerican Energy Machining Services LLC	DE		41-2068177
NNGC Acquisition, LLC	DE		82-0556195
Northern Natural Gas Company	DE		93-0932349
BHE Renewables, LLC	DE		45-3657885
BHE Geothermal, LLC	DE		45-4242204
CalEnergy Generation Operating Company	DE		39-1988036
CalEnergy Geothermal Holding, LLC	DE		46-2446184
CalEnergy, LLC	DE		46-2437007
CE Generation, LLC	DE		47-0818523
BHE Gas, Inc.	TX		76-0284201
BHER Power Resources, Inc.	DE		76-0209869
Falcon Power Operating Company	TX		76-0270150
Saranac Energy Company, Inc.	DE		76-0263606
Saranac Power Partners, L.P.	DE		76-0370293
North Country Gas Pipeline Corporation	NY		76-0373017
California Energy Development Corporation	DE		77-0321523
California Energy Yuma Corporation	UT		87-0468648
Yuma Cogeneration Associates	UT		87-0484750
Magma Power Company	NV		95-3694478
Black Rock Geothermal LLC	DE		92-1157169
CalEnergy Minerals LLC	DE		47-0810718
CalEnergy Operating Corporation	DE		33-0268085
CE Leathers Company	CA		27-1573694
CE Turbo LLC	DE		47-0812159
Del Ranch Company	CA		27-1573463
Desert Valley Company	CA		33-0335627
Earth Energy Power Link LLC	DE		92-1538487
Elmore Company	CA		27-1573610
Elmore North Geothermal LLC	DE		88-4338071
Fish Lake Power LLC	DE		33-0453364
Imperial Magma LLC	DE		95-2636966
Magma Land Company I	NV		33-0560469
Magma/Geo-83 JV	CA		33-0557782
Morton Bay Geothermal LLC	DE		92-1188544
Salton Sea Power Company	NV		33-0560471
Salton Sea Power Generation Company	CA		27-1573861
Salton Sea Power L.L.C.	DE		47-0810713
Vulcan Power Company	NV		95-2636765
Vulcan/BN Geothermal Power Company	NV		95-3992087
CE Geothermal, Inc.	DE		77-0321525
Cordova Energy Company LLC	DE		42-1488428
MidAmerican Geothermal Development Corporation	DE		52-2353098
BHE Hydro, LLC	DE		45-3827832

SCHEDULE Y - INFORMATION CONCERNING ACTIVITIES OF INSURER MEMBERS OF A HOLDING COMPANY GROUP**PART 1 - ORGANIZATIONAL CHART**

	<u>NAIC</u>	<u>DOMICILE</u>	<u>FED ID#</u>
BHER San Vicente Holdings, LLC		DE	88-4105342
BHER/KIEWIT SVESF, LLC		DE	92-0425540
Wailuku Investment, LLC		SD	45-4891379
Wailuku Holding Company, LLC		DE	20-4458668
S.W. Hydro, Inc.		DE	52-1917849
Wailuku River Hydroelectric Power Company, Inc.		HI	52-1678231
Wailuku River Hydroelectric Limited Partnership		HI	52-1754375
BHE Solar, LLC		DE	45-3608493
Alamo 6 Solar Holdings, LLC		DE	81-4099469
Alamo 6, LLC		DE	47-2454031
Solar San Antonio LLC		DE	32-0452012
BHE AC Holding, LLC		DE	45-4035801
BHES CSG Holdings, LLC		DE	81-4799818
BHE Community Solar, LLC		DE	81-1952874
Geronimo Community Solar Gardens Holding Company, LLC		DE	82-0737137
Andromeda Community Solar Gardens, LLC		MN	37-1791075
Antares Community Solar Gardens, LLC		MN	38-3978157
Antares CSG1, LLC		MN	47-5028133
Antares CSG2, LLC		MN	47-5042238
Antares CSG3, LLC		MN	47-5050085
Antlia Community Solar Gardens, LLC		MN	35-2541005
Antlia CSG1, LLC		MN	47-5183888
Antlia CSG2, LLC		MN	47-5196460
Argo Navis Community Solar Gardens, LLC		MN	35-2544176
Argo Navis CSG1, LLC		MN	47-5484483
Argo Navis CSG2, LLC		MN	47-5510448
Argo Navis CSG3, LLC		MN	47-5520932
Aries Community Solar Gardens, LLC		MN	35-2537481
Aries CSG1, LLC		MN	47-4702940
Aries CSG2, LLC		MN	47-4722301
Aries CSG3, LLC		MN	47-4743067
Aries CSG4, LLC		MN	47-4754001
Caelum Community Solar Gardens, LLC		MN	36-4817518
Caelum CSG1, LLC		MN	35-2543546
Caelum CSG2, LLC		MN	38-3981555
Capella Community Solar Gardens, LLC		MN	30-0881184
Capella CSG1, LLC		MN	47-5028242
Capella CSG2, LLC		MN	47-5042364
Capella CSG3, LLC		MN	47-5050175
Capella CSG4, LLC		MN	47-5069998
Capella CSG5, LLC		MN	47-5075729
Carina Community Solar Gardens, LLC		MN	61-1770095
Carina CSG1, LLC		MN	47-5222072
Carina CSG2, LLC		MN	47-5234184
Carina CSG3, LLC		MN	47-5240288
Carina CSG4, LLC		MN	47-5264303
Centaurus Community Solar Gardens, LLC		MN	38-3979686
Centaurus CSG1, LLC		MN	47-5289747
Centaurus CSG2, LLC		MN	47-5312842
Corvus Community Solar, LLC		MN	
Corvus CSG1, LLC		MN	37-1784940
Corvus CSG2, LLC		MN	35-2534495
Corvus CSG3, LLC		MN	36-4811265
Corvus CSG4, LLC		MN	35-2534742
Corvus CSG5, LLC		MN	32-0467964
Crater Community Solar Gardens, LLC		MN	36-4818226
Crater CSG1, LLC		MN	35-2544152
Crater CSG2, LLC		MN	38-3982164
Crater CSG3, LLC		MN	36-4818226
Delphinus Community Solar Gardens, LLC		MN	30-0883354
Delphinus CSG1, LLC		MN	47-5222259
Delphinus CSG2, LLC		MN	47-5234717
Gemini Community Solar, LLC		DE	32-0471595
Lyra Community Solar Gardens, LLC		MN	37-1794122
Lyra CSG1, LLC		MN	47-5418219
Lyra CSG2, LLC		MN	47-5429274
Lyra CSG3, LLC		MN	47-5443991
Mapleton Community Solar, LLC		MN	35-2534346
Mapleton CSG1, LLC		MN	47-4258920
Mapleton CSG2, LLC		MN	47-4267285
Morgan Community Solar, LLC		MN	
Morgan CSG1, LLC		MN	
Morgan CSG2, LLC		MN	
Morgan CSG3, LLC		MN	
Pegasus Community Solar Gardens, LLC		MN	37-1787857
Pegasus CSG1, LLC		MN	47-4703078
Pegasus CSG2, LLC		MN	47-4722408
Pollux Community Solar Gardens, LLC		MN	32-0476683
Pollux CSG1, LLC		MN	47-5406387
Pollux CSG2, LLC		MN	47-5417900
Spica Community Solar Gardens, LLC		MN	37-1792593
Spica CSG1, LLC		MN	47-5264402
Spica CSG2, LLC		MN	47-5278675
Taurus Community Solar, LLC		DE	38-3975495
Taurus CSG1, LLC		DE	
Taurus CSG2, LLC		DE	
Taurus CSG3, LLC		DE	
Taurus CSG4, LLC		DE	
Vega Community Solar Gardens, LLC		MN	37-1791123
Vega CSG1, LLC		MN	47-5184072
Vega CSG2, LLC		MN	47-5196290
Vega CSG3, LLC		MN	47-5203160
Vega CSG4, LLC		MN	47-5221938
Vega CSG5, LLC		MN	47-5233828
BHES Pearl Solar Holdings, LLC		DE	81-4247309
BHE Pearl Solar Holdings, LLC		DE	33-0887562

SCHEDULE Y - INFORMATION CONCERNING ACTIVITIES OF INSURER MEMBERS OF A HOLDING COMPANY GROUP**PART 1 - ORGANIZATIONAL CHART**

	<u>NAIC</u>	<u>DOMICILE</u>	<u>FED ID#</u>
BHE Pearl Solar, LLC		DE	37-1795093
Geronimo Community Solar Gardens, LLC		DE	47-2551010
Chisago Community Solar 1, LLC		DE	47-2707576
Chisago Community Solar 2, LLC		DE	47-2741432
Chisago Community Solar 3, LLC		DE	47-2749933
Chisago Community Solar 4, LLC		DE	47-2778958
Chisago Community Solar Gardens, LLC		DE	47-2692444
Gemini CSG1, LLC		DE	47-4774349
Gemini CSG2, LLC		DE	47-4781457
Gemini CSG3, LLC		DE	47-4797777
Northfield Community Solar Gardens, LLC		DE	47-3231724
Northfield CSG1, LLC		DE	47-3245282
Northfield CSG2, LLC		DE	47-3258549
Northfield CSG3, LLC		DE	47-3773707
Northfield CSG4, LLC		DE	47-3788729
Northfield CSG5, LLC		DE	47-3808048
Orion Community Solar Gardens, LLC		DE	47-3158764
Orion CSG1, LLC		DE	47-3189271
Orion CSG2, LLC		DE	47-3196305
Orion CSG3, LLC		DE	47-3218373
Paynesville Community Solar 1, LLC		DE	47-2890944
Paynesville Community Solar 2, LLC		DE	47-2907275
Paynesville Community Solar 3, LLC		DE	47-2920147
Paynesville Community Solar 4, LLC		DE	47-2931223
Paynesville Community Solar 5, LLC		DE	47-2949234
Paynesville Community Solar Gardens, LLC		DE	47-2315052
Rosemount Community Solar Gardens, LLC		DE	47-2063545
Rosemount CSG1, LLC		DE	47-2340567
Rosemount CSG2, LLC		DE	47-2346447
Rosemount CSG3, LLC		DE	47-2362204
Rosemount CSG4, LLC		DE	47-2369937
Rosemount CSG5, LLC		DE	47-2394273
Sunrise Community Solar 1, LLC		DE	47-2806671
Sunrise Community Solar 2, LLC		DE	47-2817754
Sunrise Community Solar 3, LLC		DE	47-2826136
Sunrise Community Solar 4, LLC		DE	47-2839896
Sunrise Community Solar 5, LLC		DE	47-2852599
Sunrise Community Solar Gardens, LLC		DE	47-2783772
Ursa Community Solar, LLC		DE	61-1762611
Ursa CSG1, LLC		DE	37-1784927
Ursa CSG2, LLC		DE	37-1784883
Ursa CSG3, LLC		DE	36-4811079
Ursa CSG4, LLC		DE	35-2534420
Ursa CSG5, LLC		DE	61-1763220
Solar Star Projects Holding, LLC		DE	46-1296159
Solar Star 3, LLC		DE	46-1499369
Solar Star 4, LLC		DE	82-4623869
Solar Star Funding, LLC		DE	46-2402387
SSC XIX, LLC		DE	46-1312593
Solar Star California XIX, LLC		DE	80-0855162
SSC XX, LLC		DE	46-1322726
Solar Star California XX, LLC		DE	80-0855190
TPZ Holding, LLC		DE	45-3717428
Topaz Solar Farms LLC		DE	27-1200627
BHE Wind, LLC		DE	45-3608546
BHER Flat Top Wind Holdings, LLC		DE	87-3504073
Flat Top Holdings, LLC		DE	38-4007385
Flat Top Wind I, LLC		DE	46-1396389
BHER Gopher Wind Holdings, LLC		DE	87-1409445
Fluvanna Holdings 2, LLC		DE	85-0933881
Fluvanna Wind Energy 2, LLC		DE	81-4732929
BHER IWE Holdco, LLC		DE	86-3501782
BHER Independence Wind Holdco, LLC		DE	86-3477710
Independence Wind Energy LLC		IA	85-2558721
BHER Mariah Wind Holdings, LLC		DE	87-4324819
FR Mariah Holdings II, LLC		DE	81-0732806
Mariah del Norte LLC		DE	
BHER Santa Rita Holdings, LLC		DE	82-2814718
BHER Santa Rita Investment, LLC		DE	82-2941893
Santa Rita Wind Energy LLC		DE	32-0505827
BH2H Holdings, LLC		DE	82-4645009
Bishop Hill II Holdings, LLC		DE	45-3827786
Bishop Hill Energy II LLC		DE	27-3400990
Bishop Hill Interconnection LLC		DE	80-0818943
GPWH Holdings, LLC		DE	81-4203330
Grande Prairie Wind Holdings, LLC		DE	81-2637784
Grande Prairie Wind, LLC		DE	26-1887917
Grande Prairie Land Holding, LLC		DE	81-4387037
Grande Prairie Wind II, LLC		DE	81-2044072
Jumbo Road Holdings, LLC		DE	46-5277885
TX Jumbo Road Wind, LLC		DE	47-1221512
Marshall Wind Energy Holdings, LLC		DE	81-2624560
Marshall Wind Energy LLC		KS	46-4207911
MidAmerican Wind Tax Equity Holdings, LLC		DE	47-2511435
MWTEH Amadeus Class A Member, LLC		DE	86-2728076
Pinyon Pines I Holding Company, LLC		DE	46-1859029
Pinyon Pines Wind I, LLC		DE	27-1465453
Pinyon Pines II Holding Company, LLC		DE	46-1865130
Pinyon Pines Wind II, LLC		DE	27-2498877
Pinyon Pines Projects Holding, LLC		DE	81-4812743
Pinyon Pines Funding, LLC		DE	81-4837773
Walnut Ridge Wind, LLC		DE	56-2580746
BHE WV Holdings, LLC		DE	88-3892988
BHE Ravenswood, LLC		DE	88-3865114
BHE WV Renewables, LLC		DE	92-0308510
BHER WV Solar, LLC		DE	92-1734925

SCHEDULE Y - INFORMATION CONCERNING ACTIVITIES OF INSURER MEMBERS OF A HOLDING COMPANY GROUP**PART 1 - ORGANIZATIONAL CHART**

	<u>NAIC</u>	<u>DOMICILE</u>	<u>FED ID#</u>
BHER WV Wind, LLC		DE	92-1774360
BHER Market Operations, LLC		DE	84-4402531
BHER Minerals, LLC		DE	84-4180674
Renewable Development Ventures, LLC		DE	92-1494069
BHE Turbomachinery, LLC		DE	92-0448227
BHE U.K. Electric, Inc.		DE	47-0803685
BHE U.K. Inc.		DE	47-0769690
BHE U.K. Power, Inc.		DE	47-0803686
Northern Powergrid Holdings Company		GBR	
Northern Powergrid UK Holdings		GBR	98-0173268
Northern Powergrid Limited		GBR	
Integrated Utility Services Limited		IRL	
Northern Electric plc.		GBR	
CE Electric Services Limited		GBR	
Central PowerGrid Limited		GBR	
East Powergrid Limited		GBR	
Eastern Powergrid Limited		GBR	
Infrastructure North Limited		GBR	
Integrated Utility Services Limited		GBR	
IUS Limited		GBR	
Midlands PowerGrid Limited		GBR	
NEDL Limited		GBR	
North East PowerGrid Limited		GBR	
North Eastern PowerGrid Limited		GBR	
North PowerGrid Limited		GBR	
North West PowerGrid Limited		GBR	
North Western PowerGrid Limited		GBR	
Northern Electric Distribution Limited		GBR	
Northern Electric Properties Limited		GBR	
Northern Electric Share Scheme Trustee Limited		GBR	
Northern Electricity (North East) Limited		GBR	
Northern Electricity (Yorkshire) Limited		GBR	
Northern Electricity Limited		GBR	
Northern Electricity Networks Company (North East) Limited		GBR	
Northern Electricity Networks Company (Yorkshire) Limited		GBR	
Northern Electricity Networks Company Limited		GBR	
Northern Electrics Limited		GBR	
Northern Energy Funding Company Limited		GBR	
Northern Power Networks Company (North East) Limited		GBR	
Northern Power Networks Company (Yorkshire) Limited		GBR	
Northern Power Networks Company Limited		GBR	
Northern PowerGrid (North West) Limited		GBR	
Northern Powergrid (Northeast) plc		GBR	
Northern Electric Finance plc.		GBR	
Northern Powergrid Metering Limited		GBR	
Northern Transport Finance Limited		GBR	
Northern Utility Services Limited		GBR	
PowerGrid (Central) Limited		GBR	
PowerGrid (East) Limited		GBR	
PowerGrid (Eastern) Limited		GBR	
PowerGrid (Midlands) Limited		GBR	
PowerGrid (North East) Limited		GBR	
PowerGrid (North Eastern) Limited		GBR	
PowerGrid (North West) Limited		GBR	
PowerGrid (North Western) Limited		GBR	
PowerGrid (North) Limited		GBR	
PowerGrid (Northern) Limited		GBR	
PowerGrid (South East) Limited		GBR	
PowerGrid (South Eastern) Limited		GBR	
PowerGrid (South West) Limited		GBR	
PowerGrid (South Western) Limited		GBR	
PowerGrid (South) Limited		GBR	
PowerGrid (Southern) Limited		GBR	
PowerGrid (West) Limited		GBR	
PowerGrid (Western) Limited		GBR	
PowerGrid (Yorkshire) Limited		GBR	
Selectusonline Limited		GBR	
South East PowerGrid Limited		GBR	
South Eastern PowerGrid Limited		GBR	
South PowerGrid Limited		GBR	
South West PowerGrid Limited		GBR	
South Western PowerGrid Limited		GBR	
Southern PowerGrid Limited		GBR	
Vehicle Lease and Service Limited		GBR	
VLS Limited		GBR	
West PowerGrid Limited		GBR	
Western PowerGrid Limited		GBR	
Yorkshire Electricity Distribution Limited		GBR	
Yorkshire PowerGrid Limited		GBR	
Northern Powergrid Gas Limited		GBR	
CalEnergy Gas (Holdings) Limited		GBR	
CalEnergy Resources Limited		GBR	98-0413165
CalEnergy Gas Limited		GBR	
CalEnergy Resources (Australia) Limited		GBR	
Canadian Solar Investment Management Pty Ltd		AUS	
Canadian Solar Investment Holdco Pty Ltd		AUS	
Canadian Solar Investment Finco Pty Ltd		AUS	
Gunnedah Holdco Pty Ltd		AUS	
Gunnedah Asset Trust		AUS	
Gunnedah SF Pty Ltd		AUS	
Gunnedah Finco Pty Ltd		AUS	
Gunnedah Holding Trust		AUS	
Suntop Holdco Pty Ltd		AUS	
Suntop Asset Trust		AUS	
Suntop SF Pty Ltd		AUS	
Suntop Finco Pty Ltd		AUS	

SCHEDULE Y - INFORMATION CONCERNING ACTIVITIES OF INSURER MEMBERS OF A HOLDING COMPANY GROUP**PART 1 - ORGANIZATIONAL CHART**

	<u>NAIC</u>	<u>DOMICILE</u>	<u>FED ID#</u>
Suntop Holding Trust		AUS	
Canadian Solar Investment Trust		AUS	
CalEnergy Resources (UK) Limited		GBR	
CalEnergy Resources Poland Sp. z o.o.		POL	98-0413167
Baltic Gas Sp. Z o.o.		POL	
Baltic Gas Sp. z o.o. i wspólnicy sp. k.		POL	
NewGen Drilling Pty Limited		AUS	
Yorkshire Power Group Limited		GBR	
Yorkshire Electricity Group plc.		GBR	
Northern Powergrid (Yorkshire) plc.		GBR	98-0447153
ElectraLink Limited		GBR	
YEDL Limited		GBR	
Yorkshire Power Finance Limited		CYM	
BHE U.S. Transmission, LLC		DE	41-2049792
BHE America Transco, LLC		DE	26-0819025
BHE Midcontinent Transmission Holdings, LLC		DE	47-3484775
Midwest Power Midcontinent Transmission Development, LLC		DE	47-3503080
Midwest Power Transmission Arkansas, LLC		DE	45-3155809
BHE Southwest Transmission Holdings, LLC		DE	47-1092949
MPT Heartland Development, LLC		DE	47-4166863
Kanstar Transmission, LLC		DE	38-3924753
Midwest Power Transmission Kansas, LLC		DE	47-1028983
Midwest Power Transmission Oklahoma, LLC		DE	47-1033763
Midwest Power Transmission Texas, LLC		DE	47-1043706
BHE Texas Transco, LLC		DE	26-0818953
Electric Transmission Texas, LLC		DE	61-1517073
California Utility HoldCo, LLC		DE	46-4423014
MidAmerican Central California Transco, LLC		DE	46-4080723
Midwest Power Transmission Iowa, LLC		DE	45-3155724
Montana Alberta Tie US Holdings GP Inc.		MT	27-0818912
Montana Alberta Tie LP Inc.		MT	27-0819161
MATL LLP		MT	26-1144727
MTL Canyon Holdings, LLC		DE	47-1415608
TransCanyon, LLC		DE	32-0448334
TransCanyon Gates, LLC		DE	
TransCanyon Western Development, LLC		DE	
CalEnergy Company, Inc.		DE	47-0810714
CalEnergy International Services, Inc.		DE	47-0782328
CalEnergy Investments C.V.		NLD	98-0223222
Magma Netherlands B.V.		NLD	
Visayas Geothermal Power Company		PHL	
CalEnergy Pacific Holdings Corp.		DE	91-1854166
CE Casecan Ltd.		BMU	98-0416566
CE Casecan II, Inc.		PHL	98-0417848
CE Casecan Water and Energy Company, Inc.		PHL	
CE Electric (NY), Inc.		DE	13-3958010
CE International Investments, Inc.		DE	91-1758221
CE Mahanagdong Ltd.		BMU	98-0399102
CE Philippines Ltd.		BMU	
HomeServices of America, Inc.		DE	41-1945806
CanopyTitle, LLC		AL	63-1192886
HN Real Estate Group, L.L.C.		GA	58-1982676
HN Real Estate Group, N.C., Inc.		NC	58-2308348
Township Title Services, LLC		GA	20-5221836
HN Referral Corporation		GA	58-2021882
HomeServices Insurance, Inc.		NE	47-0681950
H N Insurance Services, LLC		GA	58-2508357
PCG Agencies, Inc.		MN	20-0470898
HomeServices MidAtlantic, LLC		DE	82-2151914
The Long & Foster Companies, Inc.		VA	54-1081379
Aardwolf Transfer Co., Inc.		VA	54-1699612
Alliance Relocations, Inc.		VA	26-3408816
Combined Van Lines, Inc.		VA	26-2148140
Crossroads Moving & Storage, Inc.		VA	54-1226210
Joe Moholland, Inc.		VA	54-1530080
Long & Foster Institute of Real Estate, LLC		VA	54-1182547
Long & Foster Insurance Agency, LLC		VA	54-1058190
Long & Foster Mortgage Ventures, Inc.		VA	27-1697658
Prosperity Home Mortgage, LLC		VA	20-5216358
HomeServices Lending, LLC		DE	41-1914032
PHM Holdings, LLC		DE	87-2873003
Realm Home Mortgage, LLC		DE	
Real Estate Knowledge Services, LLC		CT	27-0106408
Long & Foster Real Estate, Inc.		VA	54-0840457
HomeServices Property Management, LLC		DE	86-1802961
Insight Home Inspections, LLC		DE	86-3659651
Northrop Realty, LLC		DE	86-2901814
Metro Referral Associates, Inc.		VA	54-1185624
Mid-States Title Insurance Agency, LLC		VA	54-1274932
Bon Air/Long & Foster Title Agency, LLC		VA	54-2049373
Keystone Partners, LLC		VA	
Long & Foster Settlement Services, LLC		PA	61-1417638
Realm Title Agency, LLC		DE	86-1713561
RGS Title, LLC		VA	54-1892251
RGS Settlements of Pennsylvania, LLC		PA	
Sage Title Group, LLC		MD	26-0890357
Modern Transportation Services, Inc.		VA	54-0897438
Moholland Transfer, Inc.		VA	54-1826616
HomeServices Northeast, LLC		DE	32-0415970
Fox & Roach/Trident Limited Partnership		PA	20-0378305
F&R/T LLC		DE	23-3004319
Fox & Roach (PHILA) LP		DE	23-3045917
Fox & Roach LP		DE	23-3004324
NRS Referral Services, LLC		DE	46-3126963
TLTC LLC		DE	23-3004322
Trident Land Transfer Company (PHILA) LP		DE	23-3045964

SCHEDULE Y - INFORMATION CONCERNING ACTIVITIES OF INSURER MEMBERS OF A HOLDING COMPANY GROUP**PART 1 - ORGANIZATIONAL CHART**

	<u>NAIC</u>	<u>DOMICILE</u>	<u>FED ID#</u>
Trident Land Transfer Company LP		DE	46-3298087
Trident Mortgage Company LP		DE	23-3004325
TRMC LLC		DE	23-3004320
FRTC, LLC		DE	35-2482351
PNJP, LLC		DE	22-3769576
Referral Associates of New Jersey, Inc.		NJ	13-3322130
HomeServices of Alabama, Inc.		DE	20-4454064
Roberts Brothers, Inc.		AL	63-1035638
HomeServices of Arizona, LLC		DE	87-1425369
Americana Arizona Referrals, LLC		AZ	45-2128412
Americana Arizona, LLC		AZ	45-0640274
HomeServices of California, LLC		DE	27-0000735
AC2015 Corporation		CA	47-4188563
AC Eagle Corporation		CA	84-4147900
AC Palm Desert Corporation		CA	82-1528842
BDFH, Inc.		CA	86-1472820
Bennion & Deville Fine Homes, Inc.		CA	33-0958647
Guarantee Appraisal Corporation		CA	77-0299786
Guarantee Real Estate		CA	77-0267513
Intero Franchise Services, Inc.		CA	20-1035906
Intero Real Estate Holdings, Inc.		CA	20-8819780
Intero Real Estate Services, Inc.		CA	75-3075968
Intero Nevada Referral Services, LLC		DE	86-3297757
Intero Nevada, LLC		DE	84-2365146
OCTNC Partners I, LLC		CA	35-2456545
Intero Referral Services, Inc.		CA	32-0392701
Pickford Holdings LLC		CA	33-0724493
California Title Company		CA	33-0800278
Pickford Real Estate, Inc.		CA	33-0960990
Pickford Realty, Ltd., a California Limited Partnership		CA	33-0396055
Pickford Services Company		CA	33-0523297
Pickford Escrow Company, Inc.		CA	33-0479882
The Escrow Firm, Inc.		CA	01-0710909
SoCal Services & Property Management		CA	46-4491336
HomeServices of Colorado, LLC		DE	81-2769461
Kentwood, LLC		CO	26-0176956
Denver Rental, LLC		CO	47-3984792
Kentwood Commercial, LLC		CO	26-0177066
Kentwood Real Estate Cherry Creek, LLC		CO	84-1475605
Kentwood Real Estate City Properties, LLC		CO	84-1500134
Kentwood Real Estate DTC, LLC		CO	26-0177012
Kentwood Real Estate Northern Properties, LLC		CO	83-1803417
Kentwood Real Estate Services, LLC		CO	47-3977567
HomeServices of Connecticut, LLC		DE	46-2227036
PCRE, L.L.C.		DE	22-3552432
CTRE, L.L.C.		DE	06-1586038
Northeast Referral Group, LLC		DE	06-1505589
Property Services Northeast, LLC		CT	26-4498790
HomeServices of Florida, Inc.		FL	20-0133249
Beach Properties of Florida, LLC		FL	26-0284381
BPFLA Referrals, LLC		FL	81-2580015
Esslinger-Wooten-Maxwell, Inc.		FL	59-1220247
E-W-M Referral Services, Inc.		FL	59-2380937
Florida Network LLC		DE	59-3584700
Apex Home Maintenance, LLC		FL	47-1245575
First Network Realty, Inc.		FL	59-2960388
Florida Network Property Management, LLC		FL	47-1254702
Gibraltar Title Services, LLC		DE	37-1826244
Watermark Realty Referral, Inc.		FL	59-3227694
Watermark Realty, Inc.		DE	65-0619884
HomeServices of Georgia, LLC		DE	46-2109399
HSGA Real Estate Group, L.L.C.		DE	90-0941201
Referral Associates of Georgia, LLC		GA	13-3132798
Right Choice Title Company, LLC		GA	20-8600107
HomeServices of Illinois Holdings, LLC		DE	45-3030859
Fort Dearborn Land Title Company, LLC		DE	45-3180126
HomeServices of Illinois, LLC		DE	27-0707250
Midwest Realty Ventures, LLC		IL	20-8337450
Referral Network of IL, LLC		DE	25-1876439
HomeServices of Iowa, Inc.		DE	20-2754006
FFR, Inc.		IA	20-2287431
First Realty, Ltd.		IA	42-0870557
Iowa Realty Co., Inc.		IA	42-0791647
Midland Escrow Services, Inc.		IA	42-1309189
The Referral Co.		IA	42-1329950
Iowa Title Company		IA	42-1249112
Iowa Title Linn County II, LLC		IA	42-1524809
HomeServices of Kentucky, Inc.		KY	31-1655556
HomeServices of Kentucky Real Estate Academy, LLC		KY	
HomeServices Referral Network, LLC		IN	20-2376984
Kentucky Residential Referral Service, LLC		KY	31-1655556
HomeServices of Minnesota, LLC		MN	83-3982138
Edina Financial Services, Inc.		MN	41-1824325
Edina Realty Referral Network, Inc.		MN	41-2011900
Edina Realty Title, Inc.		MN	41-1556741
Edina Realty, Inc.		MN	41-0809124
Hegg Limited Referral Company, LLC		SD	82-5258459
HEGG, Realtors Inc.		SD	46-0336474
HEGG Realtors Iowa, Inc.		IA	88-4052888
Lovejoy Realty, Inc.		WI	39-1712043
Lovejoy Referral Network LLC		WI	27-1467526
Midwest Preferred Realty, Inc.		MN	45-5339848
Prosperity First Title, LLC		DE	84-2261698
HomeServices of Mokan, LLC		DE	46-1526294
Alliance Title Group, LLC		MO	47-5615810
BHH KC Real Estate, LLC		DE	90-0915505

SCHEDULE Y - INFORMATION CONCERNING ACTIVITIES OF INSURER MEMBERS OF A HOLDING COMPANY GROUP**PART 1 - ORGANIZATIONAL CHART**

	<u>NAIC</u>	<u>DOMICILE</u>	<u>FED ID#</u>
Greater Metro, LLC		MO	43-1269374
Metro Referrals, LLC		MO	43-1672397
Reece & Nichols Realtors, Inc.		KS	48-1031064
Kansas City Title, Inc.		MO	43-1887243
Mid-America Referral Network, Inc.		KS	48-0993844
Reece & Nichols Alliance, Inc.		KS	48-1133651
Reece Commercial, Inc.		KS	48-1207012
HomeServices of Nebraska, Inc.		NE	71-0932808
Capitol Title Company		NE	47-0644826
Wahoo Title, LLC		NE	26-3310436
Larabee School of Real Estate, Inc.		NE	47-0816079
Nebraska Referral, Inc.		NE	47-0644512
HomeServices of Nevada, LLC		DE	87-1438926
American Eagle Referral Service, LLC		NV	88-0384893
Americana, L.L.C.		NV	88-0412564
HSNV Title Holding, LLC		NV	87-1468650
HomeServices of New York, LLC		DE	81-4616152
Houlihan/Lawrence Inc.		NY	13-3217965
Houlihan Lawrence Associates, LLC		DE	81-5352778
Thoroughbred Title Services, LLC		NY	81-5358904
Weathervane Referral Network, Inc.		NY	26-4473545
HomeServices of Oregon, LLC		DE	45-4447496
NW Referral Services LLC		OR	27-2968956
Pilot Butte, LLC		DE	
Pru - One, Inc.		OR	93-1013911
HomeServices of Texas, LLC		DE	82-5159064
ABA Management, L.L.C.		TX	20-0950324
Ebbby Halliday Properties, Inc.		TX	75-1610062
Ebbby Halliday Real Estate, Inc.		TX	75-1610390
Ebbby Halliday Alliance, LLC		TX	
HSTX Title, LLC		DE	82-5240109
TX Referral Alliance, Inc.		TX	26-0076229
HomeServices of the Carolinas, Inc.		DE	20-1000367
Attorneys Title Holdings, Incorporated		NC	27-2384653
Preferred Carolinas Realty, Inc.		NC	56-2042696
HomeServices of Washington, LLC		DE	45-4824233
Equity Title of Washington, LLC		WA	83-1552766
PNW Referral, LLC		WA	30-0743257
Prime Alliance Real Estate Services, LLC		WA	20-1322471
HomeServices of Wisconsin, LLC		DE	47-3933481
First Weber, Inc.		WI	39-1669005
First Weber Illinois, LLC		WI	46-1948774
First Weber Referral Associates, Inc.		WI	39-1406731
HSW Affiliates Holding, LLC		DE	47-3933552
Priority Title Corporation		WI	39-1726603
Wisconsin River Title Consultants LLC		WI	39-1892725
HomeServices Partnership Group, LLC		DE	82-2352960
HomeServices Relocation, LLC		DE	20-1657427
HomeServices Title Holdings, LLC		DE	87-4799312
HS Franchise Holding, LLC		DE	46-1860109
HSF Affiliates LLC		DE	46-1254823
BHH Affiliates, LLC		DE	80-0906383
BHH Iowa Affiliates, LLC		DE	84-4110738
Real Living Real Estate, LLC		DE	52-2205242
HSN Holdings, LLC		DE	82-5189237
Ambassador Real Estate Company		NE	47-0668225
ARE Commercial Real Estate, LLC		NE	83-1840299
ARE Iowa, LLC		DE	82-5374272
ARE Escrow, LLC		NE	27-4743835
Ambassador Title Services, LLC		NE	27-4752733
Huff-Drees Realty, Inc.		OH	31-1423685
Jim Huff Realty, Inc.		KY	61-0906148
JBRC, Inc.		KY	61-1326644
JRHBW Realty, Inc.		AL	63-0833102
RHL Referral Company, L.L.C.		AZ	86-0777433
Roy H. Long Realty Company, Inc.		AZ	86-0165003
Arizona Home Services, L.L.C.		AZ	86-0958994
For Rent, Inc.		AZ	94-2747671
Southwest Settlement Services, LLC		AZ	86-1029888
M & M Ranch Holding Company, LLC		DE	20-4294069
M & M Ranch Acquisition Company, LLC		DE	20-4293805
MEHC Investment, Inc.		SD	03-0397929
MES Holding, LLC		DE	46-2573884
IES Holding II, LLC		DE	47-3317184
eVolution Systems Ltd.		ISR	
MidAmerican Energy Services, LLC		DE	47-3311411
MidAmerican Funding, LLC		IA	47-0819200
MHC Inc.		IA	42-1451822
MidAmerican Energy Company		IA	42-1425214
The District Developer, LLC		IA	85-1507487
Midwest Capital Group, Inc.		IA	42-1305011
Dakota Dunes Development Company		IA	42-1329691
DCCO Inc.		MN	42-0222965
MHC Investment Company		SD	91-1862300
Norming Investments B.V.		NLD	
NVE Holdings, LLC		DE	46-2907437
NV Energy, Inc.		NV	88-1098358
DesertLink Investments, LLC		NV	85-3337344
Lands of Sierra, Inc.		NV	88-0093923
Nevada Power Company		NV	88-0420104
Commonsite, Inc.		NV	88-0158034
Nevada Electric Investment Company		NV	88-6002040
NVE Insurance Company, Inc.		NV	27-1413915
Sierra Gas Holdings Company		NV	88-0166967
Sierra Pacific Power Company		NV	88-0044418
Silver State Property Holdings, LLC		NV	35-4023558

SCHEDULE Y - INFORMATION CONCERNING ACTIVITIES OF INSURER MEMBERS OF A HOLDING COMPANY GROUP**PART 1 - ORGANIZATIONAL CHART**

	NAIC	DOMICILE	FED ID#
PPW Holdings LLC		DE	20-2896309
PacifiCorp		OR	93-0246090
Energy West Mining Company		UT	87-0479159
Pacific Minerals, Inc.		WY	93-0625256
Bridger Coal Company		WY	93-6091601
Sequoia Aviation Corporation		DE	84-2534238
Volantes, LLC		DE	84-2565352
Aeronavis, LLC		DE	84-2521740
Tongonan Power Investment, Inc.		PHL	98-0408382
Western Capital Group, LLC		NV	85-2141841
Berkshire Hathaway Finance Corporation		DE	45-0524698
BH Columbia Inc.		NE	47-0807566
Columbia Insurance Company	27812	NE	47-0530077
American All Risk Insurance Services, Inc.		CA	94-3381524
American Commercial Claims Administrators Inc.		CA	94-3381520
Berkadia Commercial Mortgage Holding LLC		DE	27-0936471
Berkadia Commercial Mortgage LLC		DE	27-0812934
Berkadia Commercial Mortgage Partners LLC		DE	27-0936307
Berkshire Hathaway Assurance Corporation	13070	NY	26-1599479
Berkshire Hathaway Direct Insurance Company	10391	NE	51-0400307
BH Finance LLC		NE	47-0829238
BHG Structured Settlements, Inc.		MO	47-0793577
Berkshire Hathaway Services India Private Limited		IND	
Berkshire India Limited		IND	
biBERK Insurance Services, Inc.		NE	35-2552067
BIFCO, LLC		NE	37-1838540
British Insurance Company of Cayman		CYM	52-2060649
Famam Management Services, LLC		NE	37-1872552
Hawthorn Life International, Ltd.		CT	06-1293360
Hawthorn Life Designated Activity Company		IRL	
MedPro Group Inc		IN	35-1620927
AttPro RRG Reciprocal Risk Retention Group	13795	DC	27-2949746
Medical Protective Finance Corporation		IN	35-1680543
MedPro Risk Retention Services, Inc.		IN	26-3419943
MedPro RRG Risk Retention Group	13589	DC	26-4202047
PLICO, Inc.	39594	OK	73-1088591
Princeton Insurance Company	42226	NJ	22-2386692
The Medical Protective Company	11843	IN	35-0506406
C&R Insurance Services, LLC		PA	23-2810550
C&R Legal Insurance Agency, LLC		PA	57-1178837
Daniels-Head Management Corporation		TX	74-2509522
Daniels-Head General Agency Inc.		GA	76-0035935
Daniels-Head Insurance Agency Inc. TX		TX	74-2863386
Daniels-Head Insurance Agency Inc. CA		CA	95-3310905
MedPro Insurance Services, LLC		IN	35-1721132
Somerset Services, LLC		IN	35-6038355
Wellfleet Benefits, LLC		MA	20-2934197
Wellfleet Group, LLC		MA	04-3187843
Wellfleet Insurance Company	32280	IN	95-4077789
Wellfleet New York Insurance Company	20931	NY	13-2668999
Nederlandse Reassurantie Groep N.V.		NLD	
NRG America Holding Company		DE	23-2074221
NRG Victory Holdings Limited		GBR	
NRG Victory Reinsurance Limited		GBR	
NetJets IP, LLC		NE	46-1645945
Resolute Management Inc.		NE	83-0378933
Ringwalt & Liesche Co.		NE	47-0775338
BHHC Specialty Risk, LLC		NE	46-5394977
Brilliant National Services, Inc.		DE	13-2922113
L. A. Terminals, Inc.		CA	90-0016800
Soco West, Inc.		DE	74-2143400
Whittaker Clark & Daniels, Inc.		NJ	13-5484760
Milepost Insurance Agency LLC		NE	30-1293112
The Duracell Company		DE	47-2406392
Duracell Canada, Inc.		CAN	
Duracell Comercial e Importadora do Brazil Ltda.		BRA	
Duracell India Operations Private Limited		IND	
Duracell Industrial Operations, Inc.		DE	83-0691344
Duracell (Jiangxi) Technologies Co., Ltd.		CHN	
Duracell U.S. Holding LLC		DE	47-3217061
Duracell Australia Pty. Ltd.		AUS	
Duracell Austria GmbH.		AUT	
Duracell Batteries BVBA		BEL	
Duracell Belgium Distribution BVBA		BEL	
Duracell Dutch Holding B.V.		NLD	85-5085769
Duracell (China) Limited		CHN	
China Guangzhou Branch		CHN	
Duracell Solutions BVBA		BEL	
Duracell France SAS		FRA	
Duracell Germany GmbH		DEU	
Duracell Hong Kong Limited		CHN	
Duracell International Operations Sàrl		CHE	
DDI Batteries Mexico S.de R.L. de C.V.		MEX	
DDI Batteries Mexico Services S. de R.L. de C.V		MEX	
Duracell Singapore Pte. Ltd.		SGP	
Duracell Enterprise Development (Shanghai) Co. Ltd.		CHN	
Duracell Italy S.r.l.		ITA	
Duracell Japan Godo Kaisha		JPN	
Duracell Korea Ltd.		KOR	
Duracell Middle East DMCC		ARE	
Duracell Netherlands B.V.		NLD	85-5087468
Duracell Pilas Limitada		CHL	47-2867589
Duracell Poland Sp. z.o.o		POL	
Duracell Ukraine		UKR	
Duracell Russia OOO		RUS	
DURACELL SATIS VE DAGITIM LIMITED SIRKETI		TUR	

SCHEDULE Y - INFORMATION CONCERNING ACTIVITIES OF INSURER MEMBERS OF A HOLDING COMPANY GROUP**PART 1 - ORGANIZATIONAL CHART**

	<u>NAIC</u>	<u>DOMICILE</u>	<u>FED ID#</u>
Duracell Services, S.L.		ESP	
Duracell South Africa Proprietary Limited		ZAF	
Duracell Spain S.L.		ESP	
Duracell UK Limited		GBR	
Duracell U.S. Operations, Inc.		DE	47-4217945
Duracell Distributing LLC		DE	47-2867589
Duracell Manufacturing LLC		DE	47-3713176
BH Holding H Jewelry Inc		MO	85-0901709
Helzberg's Diamond Shops,LLC		MO	44-0553741
BH Holding S Furniture Inc		TX	85-0965639
BH Housing LLC		DE	80-0492613
BH Shoe Holdings, Inc.		DE	06-1355982
H. H. Brown Shoe Company, Inc.		DE	04-1127910
H. H. Brown Shoe Technologies, LLC		DE	06-1498031
Isabela Shoe Corporation LLC		DE	06-1355981
Macro Retailing, LLC		DE	06-1403773
Pan Am Shoe LLC		DE	06-1305441
Pasco Ltd.		DOM	
Paramount Industries Ltd.		HKG	
Sofft Shoe Company, LLC		DE	04-2450505
Justin Brands, Inc.		DE	75-2403338
Boot Royalty Company, L.P.		DE	75-2514347
H. J. Justin & Sons, Inc.		TX	75-1057577
Justin Brands Canada, LLC		DE	45-2428886
Vision Retailing Inc.		NH	05-0604842
BHE B Inc.		DE	86-2712298
BHE Investment Group LLC		DE	86-2751797
BHE B Tax Equity Holdings LLC		DE	86-3292341
BHSF, Inc.		DE	47-0701726
Adalet / Scott Fetzer Company		DE	47-0691259
Anest Iwata Campbell KK		JPN	
Carefree / Scott Fetzer Company		DE	47-0691268
Halex / Scott Fetzer Company		DE	47-0691264
Powerex-Iwata Air Technology, Inc.		DE	31-1225758
Scott Fetzer Company		DE	47-0691256
ScottCare Corporation		DE	34-1652262
SFZ International		CAN	
Scott Fetzer Financial Group, Inc.		DE	36-2991302
UCFS Australia Pty. Ltd.		AUS	
UCFS Europe Company		DE	46-1750625
UCFS International Holding Company		DE	46-1750625
UCFS Italia SpA		ITA	
United Consumer Financial Service Company		DE	36-3076808
United Direct Finance Inc.		DE	34-1969425
SFEG Corp.		DE	47-0691266
Stahl / Scott Fetzer Company		DE	47-0691265
Wayne / Scott Fetzer Company		DE	47-0691267
Western / Scott Fetzer Company		DE	47-0691262
World Book / Scott Fetzer Company, Inc.		NE	47-0691153
World Book, Inc.		DE	36-2364281
Altaquip LLC		DE	38-3689327
World Book Encyclopedia, Inc.		DE	36-2605037
World Book India Private Limited		IND	
Blue Chip Stamps, Inc.		DE	42-2533395
Borsheim Jewelry Company, Inc.		NE	47-0546003
Brooks Sports, Inc.		WA	91-1580860
Brooks Sports (Singapore) Pte. Ltd.		SGP	
Dongguan Brooks Sports Trading Co., Ltd.		CHN	
Brooks Sports B.V.		NLD	
Brooks Running S.L.U.		ESP	98-1244982
Brooks Sports GmbH		DEU	98-1244896
Brooks Sports Limited		GBR	98-1244989
Brooks Sports S.A.R.L.		FRA	98-1244914
Brooks Sports S.R.L.		ITA	98-1244928
Brooks Sports Limited		CAN	
Run Happy Shanghai Sports Goods Trading Co., Ltd.		CHN	
Total Quality Assurance Inc.		CA	33-0650711
Business Wire, Inc.		DE	20-4146409
Business Wire Asia-Pacific Pty. Limited		AUS	98-0428252
Business Wire Canada Limited		CAN	
Business Wire China Ltd		HKG	
Business Wire Europe Limited		GBR	98-0355110
Business Wire France SARL		FRA	98-0492980
Business Wire Japan KK		JPN	
Central States of Omaha Companies, Inc.		NE	47-0600248
Central States Indemnity Co. of Omaha	34274	NE	47-0591908
CSI Life Insurance Company	82880	NE	86-0287520
CSI Processing, LLC		NE	47-0591908
Charter Brokerage Holdings Corp.		DE	71-1046366
Charter Brokerage Holdings, LLC		DE	20-4888288
Charter Brokerage LLC		NY	05-0562792
CBL Trading, LLC		DE	26-4521178
Charter Brokerage Canada Corporation		CAN	
DL Trading Holdings I, Inc.		DE	38-3847182
DL Trading, Ltd.		TX	84-1616108
Summit Marine Services, L.L.C.		LA	26-0794548
Clayton Homes, Inc.		DE	62-1671360
CMH Capital, Inc.		DE	51-0315938
Clayton Education Corp.		TN	46-2314043
Clayton Properties Group, Inc.		TN	62-1362749
Cranbrook Developer LLC		IN	82-0922161
FC Transport, LLC		IN	82-3862601
Mungo Homes Coastal Division Properties, LLC		SC	16-1643530
Mungo Homes Properties, LLC		SC	58-2354166
Mungo Homes Realty, LLC		GA	27-4949464
PCB Marg Development, LLC		FL	86-2215836

SCHEDULE Y - INFORMATION CONCERNING ACTIVITIES OF INSURER MEMBERS OF A HOLDING COMPANY GROUP**PART 1 - ORGANIZATIONAL CHART**

	<u>NAIC</u>	<u>DOMICILE</u>	<u>FED ID#</u>
Ridgeline Realty, LLC		IN	26-4462402
Southern Site Contractors, LLC		TN	85-0880188
Summerwood LLC		IN	46-4597549
TP-CH JV, LLC		GA	83-4560477
Bluffs Townhomes, LLC		GA	83-4560526
Wimbledon Properties, LLC		TN	20-5753188
CMH Homes, Inc.		TN	62-1225153
CMH Real Estate, LLC		TN	85-3845747
CMH Manufacturing West, Inc.		NV	20-0754735
CMH Manufacturing, Inc.		TN	56-1585294
MH Site Construction, Inc.		TN	62-1782394
Southern Energy Homes, Inc.		DE	63-1083246
BR Agency, Inc.		AL	63-1180738
Cavalier Homes, Inc.		DE	63-0949734
Cavalier Home Builders, LLC		DE	14-1858683
Clayton Supply, Inc.		TN	20-2043037
CMH Transport, Inc.		AL	63-1140284
HomeFirst Agency, Inc.		DE	62-1764688
Oakwood Sales, LLC		AZ	87-1090989
Town & Country Title Services LLC		CO	84-1554981
Vanderbilt Property and Casualty Insurance Co., LTD		VGB	98-0124408
CMH Services, Inc.		TN	62-1640988
21st Mortgage Corporation		DE	76-0478830
21 SPC, Inc.		DE	68-0566626
21st Communities, Inc.		DE	48-1284984
Enterprise RB Fund II		MD	27-1520644
Evergreen Home Finance, LLC		TN	62-1682381
Majestic 21		FL	62-1700443
One Centre Square Group, LLC		TN	47-0891061
Clayton, Inc.		NV	82-2139998
CMH Services Aviation, Inc.		TN	92-1228398
Freedom Warehouse Corp.		NV	20-2062528
Henley Holdings, LLC		DE	84-1665334
Vanderbilt ABS Corp.		DE	62-1856637
Vanderbilt Mortgage and Finance, Inc.		TN	62-0997810
NEF Affordable Housing Investment Fund, III, LP		IL	45-1682803
CORT Business Services Corporation		DE	14-1543982
CORT BUSINESS SERVICES UK, LTD		GBR	
Express Furniture Services, LLC		CA	26-1627289
CTB International Corp. ("CTBI")		IN	35-1970751
CTB, Inc. ("CTB")		IN	35-1970753
Chore-Time Brock Holding B.V.		NLD	
CTB Global Holding B.V.		NLD	
CTB Legacy Holding B.V.		NLD	
C.T.B Israel Holdings Ltd.		ISR	
Yan Agro logic (1988) Ltd		ISR	
Chore-Time Europe B.V.		NLD	
Chore-Time Europe Sp. Z.o.o.		POL	
Volito Group B.V.		NLD	
Chore-Time Ede B.V.		NLD	
Frezabo B.V.		NLD	
Spirado B.V.		NLD	
Volito GmbH		DEU	
CTB Denmark Holding ApS		DNK	
Cabinplant A/S		DNK	
Cabinplant Deutschland GmbH		DEU	
Cabinplant Inc.		GA	61-1680073
Cabinplant SL		ESP	
Cabinplant sp. Z o.o.		POL	
CTB Verwaltung GmbH		DEU	
Laake GmbH		DEU	
PigTek Europe GmbH		DEU	
Fancom Holding B.V.		NLD	
Fancom B.V.		NLD	
Fancom EURL		FRA	
Masterfan Ventilatie B.V.		NLD	
Holland Heater De Lier B.V.		NLD	
Holland Heater Export B.V.		NLD	
Roxell BV		BEL	
CTB Malaysia Sdn. Bhd.		MYS	
OOO Roxell		RUS	
Serupa Holding		FRA	
Serupa SAS		FRA	
Uniqfill International B.V.		NLD	
Uniqfill Air B.V.		NLD	
CTB M&L Holdings B.V.		NLD	
Meyn Holding B.V.		NLD	
Meyn Beheer B.V.		NLD	
Meyn Asia Co. Ltd.		THA	
Meyn Beijing Trading Company, Ltd.		CHN	
Meyn Canada Inc.		CAN	
Meyn do Brasil Ltda.		BRA	
Meyn Food Equipment Iberica S.A.		ESP	
Meyn Food Processing Technology B.V.		NLD	
Meyn Food Processing Technology de Mexico S. de R.L. de C.V.		MEX	
Meyn France S.a.r.l.		FRA	
Meyn India Private Limited		IND	
Meyn Italy S.R.L.		ITA	
Meyn Polska Sp.Zoo		POL	
Nufama Holding B.V.		NLD	
Systemate Numafa B.V.		NLD	
O.O.O. Meyn		RUS	
Chore-Time Brock Ltda.		BRA	
CTB Credit Corp.		IN	35-1551808
CTB IW		IN	27-4293711
Ironwood Plastics		MI	38-2265237

SCHEDULE Y - INFORMATION CONCERNING ACTIVITIES OF INSURER MEMBERS OF A HOLDING COMPANY GROUP**PART 1 - ORGANIZATIONAL CHART**

	NAIC	DOMICILE	FED ID#
CTB Midwest Inc.		IN	46-1424704
CTB MN Invest Co., Inc.		IN	11-3654338
CTB Technology Holding Inc		IN	83-1707128
M-Tech International, Inc		DE	62-1666835
CAT SQUARED, S. de R.L. de C.V.		MEX	
Meyn, LLC		GA	58-2445214
Hill & Sons, LLC		GA	20-1644415
Hill Parts de Mexico S. de R.L. de C.V.		MEX	
Meyn America, LLC		GA	58-2428881
PIGTEK VIETNAM COMPANY LIMITED		VNM	
Roxell USA, Inc		IN	35-2049394
Detlev Louis Motorrad-Vertriebsgesellschaft GmbH		DEU	
Detlev Louis AG		CHE	
Detlev Louis B.V.		NLD	
Detlev Louis Motorrad-Vertriebs GmbH		AUT	
Forest River, Inc.		IN	20-3284366
Forest River Bus LLC		IN	86-2544489
Forest River Holdings, Inc.		IN	20-1274588
Forest River Manufacturing, LLC		IN	90-0902811
Mapletree Transportation		IN	35-2011822
Priority One Financial Services, Inc.		FL	20-8615648
Vertis Insurance Group, Inc.		FL	04-3727863
Fruit of the Loom, Inc.		DE	95-4880223
FOL International Unlimited Company		IRL	
FOL International GmbH		DEU	
Fruit of the Loom France SARL		FRA	
Fruit of the Loom International Ltd.		IRL	
Fruit of the Loom Vietnam Company Limited		VNM	
Fruit of the Loom Investments Ltd.		GBR	
Fruit of the Loom Ltd.		GBR	
Fruit of the Loom Italy SRL		ITA	
Fruit of the Loom Spain, S.A.U.		ESP	
Fruit of the Loom Textile SARL a AU		MAR	
Fruit of the Loom Canada, Inc.		CAN	
Fruit of the Loom India Private Limited		IND	98-0551397
Union Underwear Company, Inc.		DE	61-1411269
Apaneca Manufacturing Ltda., de C.V.		SLV	98-0454616
Balsamar Manufacturing, Limitada, de C.V.		SLV	98-0433160
Camp Manufacturing Company		DE	20-1060857
Confecciones Dos Caminos, D. De R.L. de C.V.		HND	80-0077718
El Porvenir Mfg. S. De R.L. de C.V.		HND	80-0077720
F.W. Acquisitions Corp, S.A.		HTI	
Fabrik Apparel DR, S.R.L		DOM	
Fruit of the Loom Latin America, S.A. de C.V.		SLV	
Fruit of the Loom, Inc.		NY	05-0144075
FTL Regional Sales Company, Inc.		DE	61-1278881
Jerzees Buena Vista, SRL		HND	98-0450029
Jerzees de Honduras SRL		HND	98-0450030
Jerzees Nuevo Dia SRL		HND	98-0652908
Joya de Ceren Limitada, de C.V.		SLV	98-0433156
Lamatepec Manufacturing, Limitada, de C.V.		SLV	98-0433157
Lempa Services, Limitada, de C.V.		SLV	98-0433159
Magnolia Ventures LLC		DE	
Vanity Fair Brands, LP		DE	56-2222613
B.L. Intimate Apparel Canada Inc.		CAN	
Vanity Fair Inc.		DE	51-0348608
VFI de Honduras, S.A.		HND	
VFI-Mexico, Inc.		DE	20-1195996
VF-Diltex, S. de R.L. de C.V.		MEX	
Manufacturas Villanueva S. de R.L. e C.V.		HND	
Maya Apparel, Limitada, de C.V.		SLV	98-0433155
Monte Cristo Apparel, Ltda.		SLV	98-0561662
Productos San Jose S.de.R.L.C.V.		HND	80-0077728
RLA Mfg. SRL		HND	
Cross Creek de Honduras, SA de CV		HND	98-0450032
Jerzees Choloma SRL		HND	98-0450034
Ruservicios		HND	
Russell Brands, LLC		DE	63-0180720
Cumberland Asset Management, Inc.		DE	20-1576543
Spalding Sporting Goods Limited		IRL	
SGG Lisco LLC		DE	27-0076556
Spalding Holdings Limited		HKG	
Spalding Enterprise Management Co., Ltd.		CHN	
Spalding Sporting Goods China Limited		CHN	
Spalding Trading Co., Ltd.		CHN	
Spalding Japan KK		JPN	
Fruit of the Loom Direct, Inc.		AL	63-0874703
FTL Japan KK		JPN	
Jerzees Campeche, SA de CV		MEX	
Jerzees Yucatan, SA de CV		MEX	
Merendon Power Plant S.A.		HND	
Russell Corp Australia Pty. Ltd.		AUS	
Russell Corp. Far East Ltd.		HKG	
Russell del Caribe, Inc.		PRI	66-0608408
Russell Mexico, SA de CV		MEX	
Servicios Russell SA de CV		MEX	
SGG Patents LLC		DE	01-0811518
Santa Ana Apparel, Limitada, de C.V.		SLV	98-0433161
Textile Lourdes Limitada		SLV	
Textiles del Caribe S.de.R.L.de C.V.		HND	80-0077721
The B.V.D. Licensing Corp.		DE	13-2873530
Union Sales,LLC.		DE	61-0909765
Fruit of the Loom Trading Company		DE	61-1207878
Controladora Fruit of the Loom S.A. de C.V.		MEX	
Distribuidora Fruit of the Loom S.A. de C.V.		MEX	
Fruit of the Loom de Mexico, S.A. de C.V.		MEX	

SCHEDULE Y - INFORMATION CONCERNING ACTIVITIES OF INSURER MEMBERS OF A HOLDING COMPANY GROUP**PART 1 - ORGANIZATIONAL CHART**

	<u>NAIC</u>	<u>DOMICILE</u>	<u>FED ID#</u>
Gateway Underwriters Agency, Inc.		MO	43-1594757
General Re Corporation		DE	06-1026471
Faraday Holdings Limited		GBR	06-1026471
Faraday Capital Limited		GBR	98-0166320
Faraday MGA Limited		GBR	
Faraday Underwriting Limited		GBR	06-1026471
GRF Services Limited		GBR	
Gen Re Intermediaries Corporation		NY	13-1861714
Gen Re Long Ridge, LLC		CT	26-3057400
General Reinsurance Corporation	22039	DE	13-2673100
Elm Street Corporation		DE	06-1051334
Gen Re Japan Service Company Limited		JPN	
General Re Compania de Reaseguros, S.A.		URY	
General Re Life Corporation	86258	CT	13-2572994
Idealife Insurance Company	97764	CT	06-1053475
General Reinsurance AG		DEU	AA-1340145
Gen Re Beirut s.a.l. offshore		LBN	
Gen Re Servicios México, S.A.		MEX	
Gen Re Support Services Mumbai Private Limited		IND	
General Reinsurance Africa Ltd.		ZAF	AA-1990120
General Reinsurance AG Escritório de Representação no Brasil Ltda.		BRA	
General Reinsurance Life Australia Ltd.		AUS	AA-1930033
General Reinsurance Australia Ltd		AUS	AA-1930285
General Star Indemnity Company	37362	DE	06-0876629
General Star National Insurance Company	11967	DE	13-1958482
Genesis Insurance Company	38962	DE	06-1024360
Genesis Management and Insurance Services, LLC		DE	06-1235218
GenStar Insurance Services, LLC		DE	51-0234754
GRC Realty Corporation		CT	13-2750341
Railsplitter Holdings Corporation		DE	83-0508548
New England Asset Management, Inc.		DE	06-1113980
New England Asset Management Limited		IRL	
GRD Holdings Corporation		DE	
General Re Financial Products Corporation		DE	06-1295723
GRSA Services (Proprietary) Limited		ZAF	
United States Aviation Underwriters, Inc.		NY	13-5458900
Canadian Aviation Insurance Managers Ltd.		CAN	13-5458900
International Dairy Queen, Inc.		DE	52-2066843
American Dairy Queen Corporation		DE	41-0853275
DQ Overseas, LLC		MN	33-1033675
DQ Training Restaurants, LLC		DE	71-0924040
DQGC, Inc.		VA	20-1980632
Dairy Queen Canada, Inc.		CAN	
DQF, Inc.		MN	41-0966826
Unified Supply Chain, Inc.		MN	20-1292398
Johns Manville Corporation		DE	84-0856796
Johns Manville		DE	13-0889690
Johns Manville Asia Trading Co., Ltd.		CHN	
Johns Manville Canada, Inc.		CAN	98-0382237
Johns Manville China, Ltd.		DE	84-1359815
Johns Manville Europe GmbH		DEU	98-0681826
Castigliano Vermögensverwaltungs GmbH		DEU	
Johns Manville Shanghai Nonwovens Co., Ltd.		CHN	
Johns Manville Luoyang Nonwovens Co., Ltd.		CHN	98-1283525
Johns Manville Benelux N.V.		BEL	
Johns Manville France S.A.R.L.		FRA	
Johns Manville GmbH		DEU	98-1036381
Industriepark Werk Bobingen GmbH and Co. KG		DEU	
Industriepark Werk Bobingen Verwaltungs GmbH		DEU	
Polywert GmbH		DEU	
Polysols Holdings, Inc.		DE	47-2323709
Polysols Textile Solutions, Inc.		SC	42-1767315
PSR Enterprises, LLC		SC	47-2323806
Johns Manville International B.V.		NLD	98-1036399
Johns Manville Polska Sp. z o.o.		POL	
Schuller GmbH		DEU	99-0373178
Johns Manville S.r.l.		ITA	
Johns Manville Sales GmbH		DEU	98-1036388
Johns Manville Sales GmbH		RUS	
Johns Manville Slovakia, a.s.		SVK	98-1094419
Johns Manville Hillsboro Plant LLC		TX	84-4036738
Johns Manville LTD		GBR	98-1272652
Johns Manville Ltd. (West Africa) Ltd.		NGA	
Nord Bitumi Canada Limited		CAN	
Rocky Mountain International Insurance Ltd.		BMU	98-1224002
Seventeenth Street Realty, Inc.		CO	84-1051293
Johns Manville Fund, Inc.		DE	13-6034039
Manville Mexicana S.A. de C.V.		MEX	
Jordan's Furniture, Inc.		MA	94-3342606
LiquidPower Specialty Products Inc.		DE	73-6091775
Flow Improvers LLC		DE	47-2871651
O-N-G Services, LLC		DE	83-1590301
Safe Marine Transfer, LLC		DE	46-2106332
Subsea Development, LLC		DE	83-1574503
Subsea Shuttle, LLC		TX	83-4106851
Highway 62 West LLC		DE	81-3639985
LiquidPower Canada ULC		CAN	
LSP Holding, Inc.		DE	47-1252217
LSP Transport, LLC		DE	47-1539501
LSPI Holdings Inc.		DE	83-2547400
Lubrizol Specialty Products KAZ LLP		KAZ	
Lubrizol Specialty Products RUS LLC		RUS	
Optum Energy Solutions, LLC		DE	81-1386857
Marmon Holdings, Inc.		DE	36-3104690
2K Polymer Systems LTD		GBR	
Blok-Lok Ltd.		CAN	

SCHEDULE Y - INFORMATION CONCERNING ACTIVITIES OF INSURER MEMBERS OF A HOLDING COMPANY GROUP**PART 1 - ORGANIZATIONAL CHART**

	<u>NAIC</u>	<u>DOMICILE</u>	<u>FED ID#</u>
Cerro Trading Company LLC		DE	36-3114910
Crown Holdco Two, Inc.		DE	84-2412327
Crown Parent, Inc.		DE	84-2433949
Crown Holdco One, Inc.		DE	84-2424712
Colson Medical, LLC		DE	84-2860690
Acumed, LLC		DE	11-3660846
Acumed (Beijing) Consulting Co. Ltd		CHN	
Acumed Acquisition Company Limited		GBR	
Acumed Limited		GBR	
Acumed Iberica, SL		ESP	
Acute Innovations LLC		DE	20-4242193
AOG Acumed Orthopädie GmbH		DEU	
Colson Medical Sales International, Inc.		DE	81-5103352
Extreme Blocker Inc.		DE	88-3017735
Apex (China) Holding Company LLC		DE	37-1447593
Apex (Guangzhou) Tools & Orthopedics Company		CHN	
Apex (HK) Tools & Orthopedics Limited		HKG	
Apex (Suzhou) Medical Products Company		CHN	
Precision Edge Surgical Products Company LLC		DE	37-1447596
MicroAire Surgical Instruments LLC		DE	75-3086908
OsteoMed LLC		DE	22-3880649
SK Products Holding Company LLC		DE	68-0633198
Skeletal Kinetics LLC		DE	68-0633203
Hohmann and Barnard, Inc.		DE	26-1886944
M&M Manufacturing, Inc.		DE	26-0432240
Marmon Energy Services Company		DE	36-4750741
Marmon Energy Italia S.r.l.		ITA	
Zephir SpA		ITA	
Marmon Wire & Cable, Inc.		DE	52-1045483
Aetna Insulated Wire LLC		DE	20-1847872
Cable Components Group LLC		RI	04-3461923
Comtran Cable LLC		MA	04-2860648
Dekoron Unitherm LLC		DE	20-1865233
Dekoron Wire and Cable LLC		DE	20-1876801
Harbour Industries LLC		DE	03-0343995
Harbour Industries (Canada) Ltd.		CAN	10-2272051
Gendon Polymer Services Inc.		CAN	98-0409699
RSCC (Singapore) PTE Ltd.		SGP	
Radiant-RSCC Specialty Cable Private Limited		IND	
JA Wire and Cable LLC		DE	36-4335235
Kerite LLC		DE	36-4333144
KITCO Fiber Optics, Inc.		VA	54-1831164
Marmon Engineered Wire & Cable LLC		DE	30-0668855
Marmon Utility LLC		DE	36-4078119
RSCC Wire & Cable LLC		DE	11-2551127
Marmon Aerospace & Defense LLC		DE	47-5342147
TE Wire & Cable LLC		DE	20-1127717
UTLX Company		DE	30-0759982
Marmon Crane Services, Inc.		DE	32-0023592
Marmon Industrial Services LLC		DE	82-1091115
Marmon Logistics Inc.		CAN	
Prolium Industries Ltd.		CAN	
Proterra Energy Solutions Inc		CAN	
Sterling Logistics Inc.		CAN	
Procrane Holdings, Inc.		DE	35-2208667
ALS (Aust) Pty. Ltd.		AUS	
Booligal Services Pty. Ltd.		AUS	
Joyce Steel Erection LLC		DE	75-2061724
Marmon Crane (Australia) Pty Ltd		AUS	
NSW Cranes Pty Ltd		AUS	
WGC Crane Group Pty Limited		AUS	
Procrane Inc.		CAN	
Marmon Construction Services (Australia) Holdings Pty Ltd.		AUS	98-1041887
Sterling Crane (Australia) Pty Ltd		AUS	98-1041909
Freo Group Pty Ltd		AUS	
Global Cranes Pty Ltd		AUS	
United Crane Hire Pty Ltd.		AUS	
McKay Sterling Crane Ltd.		CAN	
Procrane Oceania Inc.		CAN	
Procrane Sales Inc.		CAN	
Sterling Crane (Singapore) Pte. Ltd.		SGP	
Freo Group Malaysia Sdn Bhd		MYS	
Sterling Crane LLC		DE	37-1484087
Union Tank Car Company		DE	36-3104688
Empresa Inmobiliaria del Potosi, S.A. de C.V.		MEX	
Marmon Transportation Services LLC		DE	36-4502376
Marmon Railroad Services LLC		DE	85-3830786
McKenzie Valve & Machining LLC		DE	36-4117519
Penn Machine Company LLC		DE	36-4031415
Railserve, Inc.		DE	58-2145131
Focused Technology Solutions, Inc.		DE	83-2340006
Railserve Mexicana, S de R.L. de C.V.		MEX	
Trackmobile LLC		DE	36-4336123
Worldwide Containers, Inc.		DE	36-4284551
EXSIF Worldwide, Inc.		DE	36-4383800
EXSIF China		CHN	98-0415493
EXSIF International LLC		DE	61-1809091
EXSIF OCS Limited		GBR	
EXSIF Worldwide GmbH		DEU	
NATX Repair Services LLC		DE	30-0882956
UTC Railcar Repair Services LLC		DE	06-1093099
The Marmon Group of Canada Ltd.		CAN	
Enersul Group Inc.		CAN	
Enersul L.P.		CAN	
Enersul, Inc.		CAN	
Procor Alberta Inc.		CAN	

SCHEDULE Y - INFORMATION CONCERNING ACTIVITIES OF INSURER MEMBERS OF A HOLDING COMPANY GROUP**PART 1 - ORGANIZATIONAL CHART**

	<u>NAIC</u>	<u>DOMICILE</u>	<u>FED ID#</u>
Procor Limited		CAN	
Procor Repair Services Ltd.		CAN	
Procor Railcar Repair Services Company		CAN	
Railservice Inc.		CAN	12-2680382
Transco Railway Products Inc.		DE	34-1404442
Transco Railcar Repair Inc.		DE	20-1107376
TM City Leasing Inc.		DE	20-1174230
TS City Leasing Inc.		DE	20-1174343
Uni-Form Components Co.		DE	76-0422418
UTLX Manufacturing LLC		DE	20-1731226
UTLX Soporte Empresarial, S.A. De C.V.		MEX	
Marmon Engineered Components Company		DE	32-0023596
Anderson Copper and Brass Company LLC		DE	36-3483349
Atlas Bolt & Screw Company LLC		DE	34-1537181
Cerro Fabricated Products LLC		DE	20-0619730
CMPC Transition LLC		DE	38-3752675
Koehler-Bright Star LLC		DE	23-2833579
Marmon Distribution Services, Inc.		DE	32-0023593
Aero-Hose Corporation		FL	14-1913807
BMB Machine Enterprises Inc.		UT	87-0490125
Lakeland Manufacturing, Inc.		MN	41-1927805
Marmon/Keystone LLC		DE	25-1209534
BM Flo LLC		DE	06-1526350
Future Metals LLC		DE	65-0123421
Future Metals LLC Sp. z o.o.		POL	
Orkal Industries LLC		NY	11-3258184
M/K Express Company LLC		DE	36-3242330
Marmon/Keystone de Mexico S.A. de C.V.		MEX	
Marmon/Keystone Services, de Mexico, S.A. de C.V.		MEX	
Marmon Safety Group, S.A.		HND	
Marmon Tubing, Fittings & Wire Products, Inc.		DE	61-1420473
Cerro Flow Products LLC		DE	37-1225456
CerroZone LLC		DE	85-3513689
Cerro Wire LLC		DE	36-3205325
Coil Master Corporation		TN	62-1810620
Ellis & Watts Global Industries, Inc.		DE	46-4613464
PRISM Holdings LLC		DE	81-5422780
PRISM Plastics, Inc.		DE	37-1753874
RLS LLC		DE	47-3043883
Nylok LLC		DE	27-1338308
Tuf-Lok Fasteners Pvt Limited		IND	
Nylokmex S. de R.L. de C.V.		MEX	
Pan American Screw LLC		DE	23-2213540
Precision Brand Products, Inc.		DE	36-2984953
Precision Steel Warehouse, Inc.		IL	36-3005603
Robertson Inc.		CAN	
Western Builders Supply, Inc.		MT	81-0215653
Tenn-Tex Plastics, Inc.		NC	56-1515158
Penn Aluminum International LLC		DE	59-2744550
PRISM Mexico, S. De R.L. De C.V.		MEX	
Procoves SAS		FRA	
Procoves GMBH		DEU	
STGS Tunisie		TUN	
Sonnax Transmission Company		DE	82-3434044
Power Train Savers, Inc.		CAN	
Sonnax Automotive Parts (Shanghai) Co., Ltd		CHN	
Sonnax Transmission India Private Limited		IND	
Tucker Safety Products, Inc.		CO	95-4062015
Wells Lamont Industry Group LLC		DE	36-3454715
Jomac Canada Inc.		CAN	
Workflow LLC		NC	56-1717365
Marmon Group Limited, The		GBR	98-0109780
Artform International Ltd.		GBR	98-0665325
CCPI Europe Limited		GBR	
Pyrometrics Ltd		GBR	
Cerro Precision Limited		GBR	98-0597726
Sisu Axies Inc.		FIN	
Sloane Poland Sp.z.o.o.		POL	
Marmon Holdings Corporation		CAN	98-0367577
Marmon/Keystone Canada Inc.		CAN	
TMI Climate Solutions Canada Inc.		CAN	
Marmon Retail Technologies Company		DE	36-4502888
Artform International Inc.		DE	20-4762802
Big Red Rooster Flow LLC		IL	27-0769325
Project CSI, LLC		IN	47-1356981
Cannon Equipment LLC		MN	41-1290401
Catequip S.A.S		FRA	
DCI Marketing Europe GmbH		DEU	
DCI Marketing, Inc.		WI	39-0735637
Streater LLC		DE	36-4357172
Marmon Food, Beverage & Water Technologies Company LLC		DE	46-4295495
Angelo Po America Inc.		DE	46-5716004
Cornelius Australia Pty Ltd.		AUS	
Cornelius Deutschland GmbH		DEU	98-0161129
Marmon Foodservice Manufacturing s.r.o.		CZE	
Cornelius Italia S.r.l.		ITA	
Cornelius Tianjin Holdings LLC		DE	46-4107454
Cornelius (Tianjin) Co. Ltd.		CHN	98-0403045
Marmon Beverage Technologies, Inc.		DE	41-1506059
Cornelius Beverage Technologies Belgium NV		BEL	
Cornelius Manufacturing de Mexico SA de CV		MEX	
Marmon Foodservice Technologies, Inc.		MN	41-0204600
Admicornelius S.A. de CV		MEX	
Cornelius Latino Americana SA de CV		MEX	
Cornelius RUS LLC		RUS	
Marmon Beverage Technologies Espana, S.A.		ESP	

SCHEDULE Y - INFORMATION CONCERNING ACTIVITIES OF INSURER MEMBERS OF A HOLDING COMPANY GROUP**PART 1 - ORGANIZATIONAL CHART**

	<u>NAIC</u>	<u>DOMICILE</u>	<u>FED ID#</u>
Marmon Foodservice Technologies, Europe GmbH		DEU	
Marmon Link Inc.		DE	41-1998438
Marmon Renew, Inc.		DE	41-1962963
Trade Fixtures, LLC		DE	06-1567138
Trade Fixtures Europe GmbH		DEU	
Marmon Cornelius (Singapore) Pte. Ltd.		SGP	
Marmon Food and Beverage Technologies India Private Limited		IND	
Marmon Foodservice Technologies UK Limited		GBR	
Cornelius Hellas SA		GRC	
Marmon Water, Inc.		DE	37-1437580
Amarillo Gear (Singapore) Pte Ltd.		SGP	
Zephyr Rail Equipment Private Ltd.		IND	
Amarillo Gear Company LLC		DE	75-2144782
Amarillo Wind Machine LLC		DE	77-0221021
Reductores De Mexico, S.A.		MEX	
Ecodyne MRM LLC		DE	36-2730138
Ecodyne UET Schweiz AG		CHE	
Ecodyneuet DE Mexico S DE RL DE CV		MEX	
Ecodyne Water Treatment LLC		DE	37-1446629
Ecowater Systems France SAS		FRA	
Ecowater Systems LLC		DE	36-3586532
Ecowater Canada Ltd.		CAN	
Ecowater Systems Europe, N.V.		BEL	
EcoWater Systems Germany GmbH		DEU	
Ecowater Systems Italia S.r.l		ITA	
Marmon Retail Technologies Middle East DMCC		ARE	
Ecowater Systems Poland Sp. Z.o.o.		POL	
KX Technologies LLC		DE	26-0239834
KX Technologies Pte. Ltd.		SGP	
Marmon Industrial Water LLC		DE	22-2444063
Graver Technologies LLC		DE	51-0348552
Marmon Industrial Water Limited		CAN	
Marmon Product Development Center Pte Ltd.		SGP	
Marmon Water (Singapore) Pte Ltd.		SGP	
Aqua Works Private Limited		IND	
Filtrex International Pte. Ltd.		SGP	
Filtrex Technologies Private Limited		IND	
Aquamatic H2O Solutions Private Limited		IND	
Marmon Water Investments Pte. Ltd.		SGP	
Kunshan EcoWater Systems Company Limited		CHN	98-0532789
Amarillo Gear (Jiangsu) Co., Ltd.		CHN	
EcoWater Systems (Shanghai) Co., Ltd.		CHN	
Marmon Italia S.r.l.		ITA	
Angelo Po Grandi Cucine S.p.A.		ITA	
Angelo Po France Sarl		FRA	
Angelo Po Iberica S.L.		ESP	
Angelo Po Trading Shanghai Co. Ltd		CHN	
Marmon Food Processing Italia S.r.l.		ITA	
Marmon Retail & Highway Technologies Company LLC		DE	37-1804635
Marmon Highway Technologies LLC		DE	32-0023594
Fontaine Commercial Trailer, Inc.		DE	46-2326556
Fontaine Engineered Products, Inc.		DE	46-2338021
Fontaine Fifth Wheel Company		DE	36-3362709
FFW de Mexico, S.A. de C.V.		MEX	
Fontaine Modification Company		DE	36-3362764
Fontaine Spray Suppression Company		DE	30-0005920
NU-Line Products, Inc.		CAN	
Fontaine Trailer Company LLC (Legacy)		DE	36-3294489
Marmon-Herrington Company		DE	36-3780546
Perfection Hy-Test Company		DE	57-0835032
Marmon Engine Controls LLC		DE	82-0641380
Marmon Engine Technologies LLC		DE	81-3396562
Marmon Engine Technologies Mexico, S.A. de C.V		MEX	
Marmon Ride Control Products LLC		DE	47-5207492
Perfection de Mexico, SAPI de CV		MEX	
Productos de Marmon Paseo Controles, S.A. de C.V.		MEX	
Tier Path LLC		DE	83-1556509
Trensor LLC		CA	45-4139653
Triangle Suspension Systems, Inc.		DE	62-1717916
Webb Wheel Products, Inc.		DE	36-3739982
TSE Brakes, Inc.		DE	36-4642937
TSE Brakes GmbH		DEU	
TSE de Mexico, S.A. de C.V.		MEX	
Marmon Retail Products, Inc.		DE	46-1377997
CH Transition Company LLC		DE	47-0691258
Wells Lamont LLC		DE	36-4264748
Marmon Retail Store Equipment LLC		DE	38-3923766
Eden Europe s.r.o.		CZE	
L. A. Darling Company LLC		DE	04-2294740
Darling, L. A., S.A. de C.V.		MEX	
L.A. Darling Services, S.A. de C.V.		MEX	04-2294740
Thorco Industries LLC		DE	36-3257622
Unarco Industries LLC		DE	52-2166647
Retail Space Solutions LLC		DE	81-4120258
Store Opening Solutions LLC		DE	62-1728778
Marmon Services Limited		MUS	
Atlas Bolt & Screw (Shenzhen) Co. Limited		CHN	98-0458720
Atlas Bolt & Screw (Zhongshan) Co. Ltd		CHN	98-0458710
Fanmar Auto Part (Ningbo) Co., Ltd.		CHN	
Marmon Retail Services Asia		CHN	
Perfection Auto Part (Shanghai) Co. Ltd.		CHN	
Prince Castle Inc (Ningbo)		CHN	98-0470702
Prince Castle Kitchen Equipment (Shanghai) Co., Ltd.		CHN	98-1201456
Robertson Inc. (Jia Xing) Co., Ltd.		CHN	98-0458707
Qingdao TBS Co., Ltd		CHN	
TBS Canada, Inc.		CAN	

SCHEDULE Y - INFORMATION CONCERNING ACTIVITIES OF INSURER MEMBERS OF A HOLDING COMPANY GROUP**PART 1 - ORGANIZATIONAL CHART**

	<u>NAIC</u>	<u>DOMICILE</u>	<u>FED ID#</u>
TBS Engineering, Ltd.		GBR	
TBS USA, Inc.		DE	20-5690869
The Marmon Group LLC		DE	36-3485850
TMG Lucetius LLC		FL	88-2462339
Transition Holdings, LLC		DE	32-0037069
Ecodyne Corporation		DE	36-2694067
Industrias Ecodyne S.A. de C.V.		MEX	
J.L. Mining Company		DE	55-0668752
Morgantown- National Supply, Inc.		DE	36-4003514
Penn Coal Land, Inc.		DE	36-3972413
Trail Ltd.		BMU	
TRH Holding Corp.		DE	36-2281514
McLane Company, Inc.		TX	74-1478631
Claims Services, Inc.		TX	20-0434690
Consumer Value Products, Inc.		TX	74-2654855
Financial Services Plus, Inc.		TX	74-2731287
Interco Tobacco Retailers, Inc.		NV	74-2723385
Arizona Warehouse and Supply, LLC.		NV	81-5475389
Intrepid JSB, Inc.		NC	27-0771746
Kahn Ventures, Inc.		GA	58-1360668
Empire Distributors of Colorado, Inc.		CO	84-1097025
Empire Distributors of North Carolina, Inc.		GA	56-1387714
Empire Distributors of Tennessee, Inc.		TN	62-1018924
Empire Distributors, Inc.		GA	58-0667553
McLane Austell, LLC		GA	
KINEXO, Inc.		NC	56-1758362
Loch Vale Logistics, Inc.		TX	81-4588331
M & C Products, Inc.		TX	74-2633184
McCarty-Hull Cigar Company, Inc.		TX	75-1070651
AMTT Management, LLC		TX	20-1200871
Farwell Texas Tobacco, L.P.		TX	20-0174133
McLane Beverage Holding, Inc.		TX	35-2343540
McLane Beverage Distribution, Inc.		TX	35-2343538
McLane Eastern, Inc.		TX	74-2301016
McLane Express, Inc.		TX	20-1441131
McLane Foods, Inc.		TX	86-0624477
McLane Foodservice Distribution, Inc.		NC	56-1177692
McLane Foodservice, Inc.		TX	74-2968584
McLane Interstate Warehouse, Inc.		TX	92-1151136
McLane Mid-Atlantic, Inc.		TX	74-2647017
McLane Midwest, Inc.		TX	74-2540418
McLane Minnesota, Inc.		TX	33-0995917
McLane Network Solutions, Inc.		TX	74-2887700
McLane New Jersey, Inc.		DE	75-3095658
McLane Ohio, Inc.		TX	47-5030627
McLane Southern, Inc.		MS	64-0244270
McLane Suneast, Inc.		TX	74-2374048
McLane Ocala, LLC		FL	
McLane Tri-States, Inc.		AL	74-2905523
McLane Western, Inc.		CO	84-0680412
Merit Distribution Services, Inc.		TX	74-2349308
MFS Fleet, Inc.		TX	81-3702744
Summit Distribution Services, Inc.		TX	74-2958130
Transco, Inc.		NV	74-2715856
Verdisto Logistics, LLC		NM	
Visilinx, Inc.		DE	75-2850046
Xelix Distribution, Inc.		TX	88-3677017
MiTek Industries, Inc.		DE	95-4871586
MiTek Holdings, Inc.		DE	51-0313536
Gang-Nail Do Brasil Industria E Comercio LTDA		BRA	
Gang-Nail Philippines, Inc.		PHL	
MiTek Inc.		MO	43-1531931
2K Polymer Systems, Inc.		OH	80-0550558
Albemarle Sound Dock LLC		NC	
Benson Industries, Inc.		OR	90-1007802
Benson Industries, LP		CA	20-5221490
Benson LTD		OR	93-1016324
Benson Wall Systems Philippines, Inc		PHL	
Benson Wall Systems Pte. Ltd Singapore		SGP	
Heat-Pipe Technology, Inc.		FL	59-2342253
Miller Sage Holdings Inc.		MI	
MiTek Australia Ltd.		AUS	
Buildsoft Pty Ltd		AUS	
Platinum Global Services Pty Ltd		AUS	
MiTek Vietnam Co. Ltd		VNM	
MiTek Canada, Inc.		CAN	
2821158 Ontario Inc.		CAN	
MiTek Finland OY		FIN	
MiTek Industries A.B.		SWE	
MiTek Industries GmbH		DEU	
MiTek Industries Ltd.		GBR	
MiTek Industries, Polska		POL	
MiTek UK Trustees Ltd.		GBR	
MiTek Industries, S.A.S.		FRA	
MiTek Industries, SRO		CZE	
MiTek Mezzanine Systems Ltd.		GBR	
MiTek New Zealand Ltd.		NZL	
MiTek South Africa Pty Ltd.		ZAF	
SidePlate Systems, Inc.		CA	33-0661867
Structural Soft, LLC		CA	
Trade Mezzanines Ltd		GBR	
MiTek Industries o.o.o.		RUS	
MS Property Company		CA	95-4363469
Montana Retail Properties, Inc.		CA	45-5200500
National Fire & Marine Insurance Company	20079	NE	47-6021331
National Indemnity Company	20087	NE	47-0355979

SCHEDULE Y - INFORMATION CONCERNING ACTIVITIES OF INSURER MEMBERS OF A HOLDING COMPANY GROUP**PART 1 - ORGANIZATIONAL CHART**

	<u>NAIC</u>	<u>DOMICILE</u>	<u>FED ID#</u>
Affiliated Agency Operations Co.		PA	23-2713768
AHP Housing Fund 184, LLC		DE	32-0537244
AHP Housing Fund 208, LLC		DE	35-2634705
AHP Housing Fund 219, LLC		DE	30-1168040
AHP Housing Fund 220, LLC		DE	35-2652105
Cullen Housing, Limited Partnership		MA	83-2648756
AHP Housing Fund 223, LLC		DE	32-0599451
AHP Housing Fund 245, LLC		DE	84-3313603
AHP Housing Fund 253, LLC		DE	84-3998016
AHP Housing Fund 254, LLC		DE	84-4013926
AHP Housing Fund 261, LLC		DE	85-0678113
AHP Housing Fund 265, LLC		DE	85-0731519
AHP Housing Fund 267, LLC		DE	85-0756678
AHP Housing Fund 285, LLC		DE	85-3198380
AHP Housing Fund 296, LLC		DE	86-1734156
AHP Housing Fund 318, LLC		DE	87-3496297
BDT I-A Plum, LLC		DE	36-4671511
Berkshire Hathaway European Insurance Designated Activity Company		IRL	
Berkshire Hathaway Homestate Insurance Company	20044	NE	47-0529945
Berkshire Hathaway International Insurance Limited		GBR	98-0413928
Berkshire Hathaway Life Insurance Company of Nebraska	62345	NE	47-0766667
BHA Real Estate Holdings, LLC		DE	47-2151818
BHG Life Insurance Company	14939	NE	90-0914085
Financial Credit Investment III (Cayman), L.P.		CYM	98-1379180
Financial Credit Investment III SPV-B (Cayman), L.P.		CYM	98-1395199
First Berkshire Hathaway Life Insurance Company	11591	NY	91-1933661
FlightSafety International Inc.		NY	13-3916524
FlightSafety Capital Corporation		DE	22-2820005
FlightSafety Defense Corporation		DE	36-3244473
FlightSafety Information Consulting (Beijing) Co., Ltd.		CHN	
FlightSafety International Hong Kong Limited		HKG	
FlightSafety International Japan Inc.		JPN	
FlightSafety International Middle East Inc.		DE	81-0947238
FlightSafety International Netherlands B.V.		NLD	
FlightSafety International Norway AS		NOR	
FlightSafety International SARL		FRA	
Falcon Training Center		FRA	
FlightSafety International Saudi Arabia LLC		SAU	
FlightSafety International Singapore Pte. Ltd.		SGP	
FlightSafety International South Africa Ltd.		ZAF	
FlightSafety International Thailand Co. Ltd.		THA	
FlightSafety International Treinamento Em Aviacao Ltda.		BRA	
FlightSafety International U.K. Limited		GBR	
FlightSafety New York, Inc.		NY	06-1311475
FlightSafety Canada Ltd.		CAN	
FlightSafety Development Corp.		DE	88-0377203
FlightSafety Properties, Inc.		DE	11-2984638
FlightSafety International Australia Pty. Ltd.		AUS	
FSR		FRA	
FlightSafety Textron Aviation Training LLC		DE	83-3383970
FlightSafety Textron Aviation Training UK Limited		GBR	
Frasca International, Inc.		IL	37-0860218
Garan, Incorporated		DE	13-5665657
Garan Central America Corp.		VA	13-3259047
Garan Manufacturing Corp.		DE	64-0794969
Confeciones Chalchuapa, S.A. de C.V.		SLV	
Confeciones Cuscatlecas, S.A. de C.V.		SLV	
Garan Buena Vista, S.A. de CV		HND	
Garan De El Salvador, S. A. de C.V.		SLV	
Garan De Honduras, S.A. de C.V.		HND	
Garan San Jose, S.A. de C.V.		HND	
Garan, Asia, Ltd.		HKG	
Servicios De Corte Y Confeccion, S.A. de C.V.		SLV	
Servicios De Manufactura S.A. de CV & Producciones Manufactureras, S.A. de CV		SLV	
Servicios Industriales Diversos, S.A. de C.V.		SLV	
Servicios Profesionales De Manufactura, S.A. de C.V.		SLV	
Garan Services Corp.		DE	51-0329648
Berkshire Hathaway Specialty Insurance Company	22276	NE	63-0202590
Berkshire Hathaway Global Insurance Services, LLC		NE	47-1227278
Berkshire Hathaway Specialty Services Limited		HKG	
BHHC Special Risks Insurance Company	11014	IA	39-1981312
Burlington Northern Santa Fe, LLC		DE	27-1754839
BNSF Development Co., LLC		DE	38-4102628
BNSF Logistics, LLC		DE	33-1016819
AuroraMTS, LLC		TX	82-4877298
BNSF Logistics de Mexico Holdings, LLC		DE	81-2374234
BNSF Logistics Intemational, LLC		TX	74-1938975
BNSF Logistics Canada, Inc.		CAN	98-1082536
Logistics shipping USA		NJ	22-3769127
BNSF Railway Servicios de Logistica S. de R.L. de C.V		MEX	81-2374234
TRANSPORTATION TECHNOLOGY SERVICES, INC.		TX	75-2925572
BNSF Railway Company		DE	41-6034000
AHP State Affordable 2, LLC		DE	32-0481155
AHP State Housing Fund 4, LLC		DE	37-1714820
AHP State Affordable 3, LLC		DE	83-3050414
AHP Housing Fund 5, LLC		NV	61-1686064
St. Anthony SLF, LLC		IL	45-5030199
AHP Housing Fund 6, LLC		DE	36-4736685
Garfield Sacred HeartHousing, LLC		AZ	27-4775521
AHP Housing Fund 7, LLC		DE	37-1696391
Highland Affordable Housing Partners, LLC		AZ	30-0719630
AHP State Housing Fund 5, LLC		DE	32-0402970
Downtown Housing Affordable LP		OK	81-2696850
AHP State Housing Fund 6, LLC		DE	61-1866382
AHP State Housing Fund 7, LLC		DE	61-1866540
AHP State Housing Fund 10, LLC		DE	30-1031690

SCHEDULE Y - INFORMATION CONCERNING ACTIVITIES OF INSURER MEMBERS OF A HOLDING COMPANY GROUP**PART 1 - ORGANIZATIONAL CHART**

	<u>NAIC</u>	<u>DOMICILE</u>	<u>FED ID#</u>
Alameda Belt Line		CA	94-6000007
Bayport Systems, Inc.		TX	75-2874875
BayRail, LLC		DE	75-2947075
BN Leasing Corporation		DE	41-1635061
BNSF Communications, Inc.		DE	90-0529584
Meteorcomm, LLC		DE	90-0529594
BNSF Equipment Acquisition Company, LLC		DE	74-3037595
BNSF Railway International Services, Inc.		DE	41-1690678
BNSF Spectrum, Inc.		DE	90-0529588
PTC-220, LLC		DE	26-1814139
Burlington Northern (Manitoba) Limited		CAN	
Burlington Northern Railroad Holdings, Inc.		DE	52-1604648
Burlington Northern Santa Fe Properties, L.L.C.		DE	00-0000000
Central California Traction Company		CA	94-6000255
Houston Belt & Terminal Railway Company		TX	74-6175960
Kansas City Terminal Railway Company		MO	44-6000762
Longview Switching Company		WA	93-0588053
Los Angeles Junction Railway Company		CA	95-6001943
M T Properties, Inc.		MN	41-6007409
Midwest/Northwest Properties Inc.		DE	75-2453553
Northern Radio Limited		CAN	
Paducah & Illinois Railroad Company		KY	36-6047629
Pine Canyon Land Company		DE	36-3357364
Port Terminal Railroad Association		TX	76-0292964
Portland Terminal Railroad Company		OR	93-6001694
Railmarketplace.com, Inc.		DE	00-0000000
San Jacinto Rail Limited		TX	75-2947077
Santa Fe Pacific Insurance Company	10469	VT	36-3696715
Santa Fe Pacific Railroad Company		TX	48-6105539
SFP Pipelines Holdings, Inc.		DE	36-3713699
Santa Fe Pacific Pipelines, Inc.		DE	94-1287386
SFPP, LP		TX	95-4191068
Slover Development Company LLC		DE	46-2923835
St. Joseph Terminal Railroad Company		MO	47-6000439
Star Lake Railroad Company		DE	36-2892538
Sunset Railway Company		CA	94-6001411
Terminal Railroad Association of St. Louis		MO	43-6003713
Texas City Terminal Railway Company		TX	74-6002396
The Belt Railway Company of Chicago		IL	36-6000256
The Burlington Northern and Santa Fe Railway Company de Mexico S.A. de C.V.		MEX	36-4233242
The Oakland Terminal Railway		CA	94-6001015
The Wichita Union Terminal Railway Company		KS	48-6030154
The Zia Company		DE	74-1746432
TTX Company		DE	23-1554199
Western Fruit Express Company		DE	53-0183669
Wichita Terminal Association (WTA)		KS	48-6003755
BSNF Dayton LLC		DE	92-1587065
Burlington Northern Santa Fe Insurance Company, Ltd.		BMU	98-0373231
Dove Valley LLC		DE	38-4102628
WittDev LLC		DE	86-2481611
Continental Divide Insurance Company	35939	CO	84-0769120
Cypress Insurance Company	10855	CA	95-6042929
Douglas Building, LLC		DE	43-2094256
Finial Holdings, Inc.		DE	06-1633829
Finial Reinsurance Company	39136	CT	06-1325038
GEICO Corporation		DE	52-1135801
Boat America Corporation		VA	52-0913637
Boat Owners Association of the United States		DC	54-1243944
Boat/U.S., Inc.		VA	54-1259466
GEICO Marine Insurance Company	37923	NE	52-1658500
GEICO Advantage Insurance Company	14138	NE	45-2524450
GEICO Atlantis Corporation		TX	88-2577528
GEICO Choice Insurance Company	14139	NE	45-2524467
GEICO County Mutual Insurance Company	29181	TX	74-6061214
GEICO Discovery Corporation		TX	88-2610361
GEICO Endeavor Corporation		TX	88-2642347
GEICO Financial Services, GmbH		DEU	
GEICO Indemnity Company	22055	NE	52-0794134
Criterion Insurance Agency		TX	74-2288632
GEICO Casualty Company	41491	NE	52-1264413
GEICO Perspective Corporation		TX	88-2667253
GEICO Products, Inc.		MD	52-1487364
GEICO Secure Insurance Company	14137	NE	45-2524492
GEICO Texas County Mutual Insurance Company	27863	TX	75-6021171
Government Employees Insurance Company	22063	NE	53-0075853
AHP Federal and State Affordable 1, LLC		DE	84-3740408
AHP State Housing Fund 8, LLC		DE	61-1866585
AHP State Housing Fund 9, LLC		DE	36-4889302
AHP State Affordable 1, LLC		DE	37-1737103
AHP State Housing Fund 1, LLC		DE	38-3898386
AHP State Housing Fund 2, LLC		DE	35-2468668
AHP State Housing Fund 3, LLC		DE	32-0402570
BRK Investment Holdings, LLC		DE	53-0075853
AI Shift II & CY LP		DE	53-0075853
GEICO General Insurance Company	35882	NE	75-1588101
GEICO Insurance Agency, LLC		MD	52-1168724
Government Employees Financial Corporation		TX	84-0534395
Plaza Financial Services Company		DE	52-1280328
International Insurance Underwriters, Inc.		DE	52-0792766
Maryland Ventures, Inc.		DE	52-1310102
Plaza Resources Company		DE	52-1242003
Top Five Club, Inc.		TX	52-1349938
MLMIC Insurance Company	34231	NY	14-1584861
M2 Liability Solutions, Inc		NY	14-1789701
MLMIC Services, Inc.		NY	13-5471800
National Indemnity Company of Mid-America	20060	IA	41-0971481

SCHEDULE Y - INFORMATION CONCERNING ACTIVITIES OF INSURER MEMBERS OF A HOLDING COMPANY GROUP**PART 1 - ORGANIZATIONAL CHART**

	NAIC	DOMICILE	FED ID#
National Indemnity Company of the South	42137	IA	59-2266845
Oak River Insurance Company	34630	NE	47-0762702
Redwood Fire and Casualty Insurance Company	11673	NE	47-0530076
SLI Holding Limited		GBR	
BA(GI) Limited		GBR	
Berkshire Hathaway Specialty Underwriters B.V.		NLD	
Harley Street Insurance Group Limited		GBR	
Premium Medical Protection Limited		GBR	
Resolute Management Limited		GBR	
Resolute Management Services Limited		GBR	
The Scottish Lion Insurance Company Limited		GBR	
Tonicstar Limited		GBR	98-0373625
Tenecom Limited		GBR	
Kyoei Fire & Marine Insurance Co. Limited		GBR	
The British Aviation Insurance Company Limited		GBR	
Transfercom Limited		GBR	
VT Insurance Acquisition Sub Inc.		DE	47-2138469
Van Enterprises, Inc.		MO	48-0591795
MPP Co., Inc.		KS	48-0882412
Old United Casualty Company	37060	KS	48-0884451
Old United Life Insurance Company	76007	AZ	48-0735224
Vantage Reinsurance, LLC		NV	47-2207326
WestGUARD Insurance Company	11981	PA	06-1678760
AmGUARD Insurance Company	42390	PA	23-2240321
AZGUARD Insurance Company	16495	NE	83-1551360
EastGUARD Insurance Company	14702	PA	01-0125870
GUARDco, Inc.		DE	51-0378745
NorGUARD Insurance Company	31470	PA	23-2459204
National Liability & Fire Insurance Company	20052	CT	36-2403971
Nebraska Furniture Mart, Inc.		NE	47-0428274
121 Acquisition Company LLC		TX	45-3621249
CPM Development, LLC		TX	86-2887449
Floors Inc.		NE	47-0487472
Homemakers Plaza, Inc.		IA	95-4830456
LMG Ventures, LLC		TX	37-1650069
Live GMF, LLC		NE	82-5003723
NFM Custom Countertops, LLC		NE	84-4241774
NFM of Kansas, Inc.		KS	74-3021927
NFM Services LLC		TX	45-4530174
RCP Logistics, LLC		NE	87-4527726
TXFM INC		TX	45-3751317
NetJets Inc.		DE	51-0383060
Executive Jet Management, Inc.		OH	31-0913865
NetJets Aviation, Inc.		DE	31-0682096
NetJets Sales, Inc.		DE	31-0685809
NetJets Finance LLC		DE	35-2390820
NJS145 LLC		DE	82-3814458
NetJets Card Holdings, Inc.		DE	84-1631058
NetJets Card Partners, Inc.		DE	13-4179171
NetJets Financial Holdings LLC		DE	61-2033885
QS Financial Services LLC		DE	38-4424128
NetJets International, Inc.		DE	22-3378514
NetJets Management Ltd.		GBR	98-0363663
Executive Jet Management (Europe) Limited		GBR	
NetJets (Suisse) Sàrl		CHE	
NetJets Deutschland GmbH		DEU	
NetJets France SARL		FRA	
NetJets Italy S.r.l.		ITA	
NetJets UK Ltd.		GBR	
NetJets U.S., Inc.		DE	22-3530627
NA-NetJets Aviation, Sociedade Unipessoal, Lda.		PRT	98-0475837
NA-NetJets Aviation, Sociedade Unipessoal, Lda. Czech Branch		CZE	
NA-NetJets Aviation, Sociedade Unipessoal, Lda. Spanish Branch		ESP	
NetJets Europe Holdings SGPS, Lda		PRT	98-1131898
NetJets Europe, Sociedade Unipessoal Lda		PRT	98-1132148
NetJets Europe Holdings, LLC		DE	20-1963975
NJE Holdings, LLC		DE	20-1963992
NJI Sales, Inc.		DE	57-1049421
NetJets Services, Inc.		DE	31-1437187
NJ Asia Limited		HKG	98-1228911
NetJets China (Hong Kong) Limited		HKG	
NetJets Strategic Holdings (Asia) Limited		HKG	
QS Partners LLC		DE	47-3591620
QS Security Services LLC		DE	84-2062142
Northern States Agency, Inc.		MN	41-1502250
Global Aerospace Underwriting Managers Limited		GBR	98-0414570
Associated Aviation Underwriters Limited		GBR	
BAIG Limited		GBR	
British Aviation Insurance Group (Technical Services) Limited		GBR	
British Aviation Insurance Group (Underwriting Services) Limited		GBR	
GAUM Holdings Inc.		DE	52-2282086
Fireside Partners, Inc.		DE	36-4808004
Global Aerospace, Inc.		DE	22-3259042
Global Aerospace Underwriters Limited		GBR	
Global Aerospace Underwriting Managers (Canada) Limited		CAN	
Global Aerospace Underwriting Managers (Europe) SAS		FRA	
Global Limited		GBR	
OTC Worldwide Holdings, Inc.		DE	27-4790857
OTC Brands, Inc.		DE	27-4791180
Mindware Corporation		MN	41-1671641
Brainy Toys, Inc.		MN	90-0997379
MW Wholesale, Inc.		MN	81-0607111
Oriental Trading Company, Inc.		DE	80-0681455
Fun Express LLC		NE	27-4811963
OTC Direct, Inc.		NE	27-4811648
Smilemakers, Inc		SC	57-0647221

SCHEDULE Y - INFORMATION CONCERNING ACTIVITIES OF INSURER MEMBERS OF A HOLDING COMPANY GROUP**PART 1 - ORGANIZATIONAL CHART**

	NAIC	DOMICILE	FED ID#
Smilemakers Canada, Inc		SC	58-2318210
Smilemakers For Children Company		CAN	
OTC Shanghai Trading Limited		CHN	
Precision Castparts Corp.		OR	93-0460598
Aerocraft Heat Treating Co., Inc.		CA	95-1721860
Aerospace Dynamics International, Inc.		CA	95-4225652
AIPCF V CHI Blocker Inc.		DE	46-2291458
Alu-Forge, Inc.		CA	86-1093480
Atlantic Precision, Inc.		WI	47-1655957
Caledonian Alloys, Inc.		SC	57-0862054
Carlton Forge Works		CA	95-2152781
Summit Machine, LLC		CA	43-2013152
Composites Horizons, LLC		DE	95-3633752
Dickson Testing Co., Inc.		CA	95-2833111
Environment-One Corporation		NY	14-1505298
Exacta Aerospace, Inc.		KS	48-0882691
Fatigue Technology, Inc.		WA	91-1096274
FTI Manufacturing, Inc.		WA	37-1479310
Hamilton Aviation, Inc.		OR	20-2471863
Innovative Coatings Technology Corporation		CA	77-0321770
Ken's Spray Equipment, Inc.		CA	95-3412882
Klune Holdings, Inc.		DE	27-2315821
Klune Industries, Inc.		CA	95-3211874
LJ Aero Holdings, Inc.		DE	27-5376340
Weaver Manufacturing, Inc.		KS	48-0985586
LJ Synch Holdings, Inc.		DE	38-3761654
Brittain Machine, Inc.		DE	48-0816118
Helicomb International, Inc.		OK	73-1110197
Metalac Fasteners, Inc.		OR	26-0563717
Noranco Manufacturing (USA) Ltd.		DE	99-0367323
Andrews Laser Works Corporation		KY	61-1276005
Noranco Manufacturing Mexico, S.A. de C.V.		MEX	
Noranco Mexico Services, S.A. de C.V.		MEX	
PCC Aerostructures Integration Center, LLC		OR	84-1882499
PCC Aerostructures Mexico, S.A. de C.V.		MEX	
PCC Airfoils LLC		OH	34-0821246
Mold Masters Intl. LLC		OH	34-0894486
PCC Airfoils S.A. de C.V.		MEX	
PCC Canada Holding ULC		CAN	
Centra Industries Inc.		CAN	98-1058493
Noranco Inc.		CAN	98-0705427
PCC Distribution Japan K.K.		JPN	
PCC Flow Technologies Holdings, Inc.		DE	94-3115884
PCC Flow Technologies, Inc.		DE	73-1364801
PCC Germany Holdings GmbH		DEU	
Wilhelm Schulz GmbH		DEU	
PT. Schulz Indonesia		IDN	
Schulz (Far East) PTE LTD		SGP	
PCC Luxembourg Holdings LLC		DE	
PCC Rollmet, Inc.		CA	45-2600604
PCC Specialty Products, LLC		DE	06-1114587
PCC Structural, Inc.		OR	93-1220449
PCC Structural Wax Center, LLC		OR	82-5103619
Permaswage Holding SAS		FRA	
Permaswage Holdings, Inc.		DE	26-2134220
Designed Metal Connections, Inc.		DE	20-1997283
Permaswage (Suzhou) Co. Ltd.		CHN	
Permaswage SAS		FRA	
Precision Castparts CZ s.r.o.		CZE	
Press Forge Company		CA	95-3315953
Primus International Holding Company		DE	33-1139106
Primus International Inc.		WA	91-0941460
Accra Manufacturing, Inc.		WA	91-1256943
PCC Aerostructures Wilkes-Barre, LLC		OR	46-2301663
Primus International Cayman Co.		CYM	98-1093544
Primus International Suzhou Ltd.		CHN	
University Swaging Corporation		DE	91-2031156
Walden's Machine, LLC		OK	73-1108292
Progressive Incorporated		DE	41-2127968
Protective Coatings, Inc.		WA	91-0836177
RathGibson Holding Co. LLC		DE	27-1865020
RathGibson LLC		DE	27-2513076
Greenville Tube Company LLC		DE	27-2518430
RathGibson Janesville LLC		DE	27-2518836
RathGibson North Branch LLC		DE	27-2519007
Shultz Steel Company		CA	95-1908842
Southwest United Industries, Inc.		OK	73-0672728
Southwest United Canada, Inc.		CAN	
Southwest United de Mexico, S.A. de C.V.		MEX	
Special Metals Corporation		DE	25-1445468
Huntington Alloys Corporation		DE	13-5158550
Special Metals Pacific Pte Ltd		SGP	98-0587845
SMW Holdings Limited		GBR	
Special Metals Wiggin Limited		GBR	
Special Metals Deutschland Limited		GBR	
Special Metals Services Limited		GBR	
Special Metals Wiggin Trustees Limited		GBR	
SPS Asia Limited		HKG	98-0652145
Chengde Pipe Hong Kong Limited		HKG	98-0652147
SPS (China) Co., Ltd.		CHN	
SPS Technologies, LLC		PA	23-1116110
Avibank Services, LLC		DE	02-0656633
SPS International Investment Company		DE	23-1620339
Avibank Mfg., Inc.		DE	95-1504250
Cannon-Muskegon Corporation		MI	38-1411693
Greenville Metals, Inc.		PA	23-2298351

SCHEDULE Y - INFORMATION CONCERNING ACTIVITIES OF INSURER MEMBERS OF A HOLDING COMPANY GROUP**PART 1 - ORGANIZATIONAL CHART**

	<u>NAIC</u>	<u>DOMICILE</u>	<u>FED ID#</u>
Howell Penncraft, Inc.		DE	38-3418455
Metalac SPS Indústria E Comércio Ltda.		BRA	
NSS Technologies, Inc.		MI	38-1941474
SPS Technologies Mexico LLC		CA	46-5286088
SXP Schulz Xtruded Products LLC		GA	98-0644935
THI Acquisition, Inc.		DE	26-4451061
Texas Honing, Inc.		TX	74-1859558
Titanium Metals Corporation		DE	13-5630895
TIMET Powdered Metals, LLC		DE	45-3784304
TIMET Real Estate Corporation		CO	84-1524606
TIMET UK Holding Company Limited		GBR	
PCC Finance Luxembourg S.a` r.l.		LUX	98-0574216
AETC Limited		GBR	
Caledonian Alloys Group Limited		GBR	98-0583516
Caledonian Alloys Limited		GBR	98-0583519
KALISTRUT Aerospace S.A.S.		FRA	98-1142275
Precision Castparts Corp. France S.a.r.l.		FRA	98-0443669
Shur-Lok International S.A.		BEL	98-0574214
SOS International Holdings, LLC		DE	80-0500570
SOS Metals (Europe) Holdings LTD		GBR	
SOS Metals (UK) Limited		GBR	
SOS Metals Asia Holdings Pte. Ltd.		SGP	
SOS Metals Brasil LTDA		BRA	
SPS International S.a` r.l.		LUX	
S.P.S. International Limited		IRL	
SPS Technologies (Australia) Pty Ltd		AUS	
SPS Technologies Limited		GBR	98-1229917
KG Coating Limited		GBR	98-1243076
KG Newco Ltd		GBR	98-1243323
SPS Aerostructures Limited		GBR	
Airdrome Parts Co., Limited		GBR	98-0664987
AF Aerospace Limited		GBR	98-0664985
SPS Chevron Limited		GBR	98-0665757
Chevron Aerostructures Limited		GBR	
TIMET UK Limited		GBR	98-1705860
TIMET Europe Limited		GBR	
TIMET Germany GmbH		DEU	
TIMET Savoie, SA		FRA	
Wyman-Gordon Company		MA	04-1992780
Precision Founders, Inc.		CA	94-1047949
Western Aerospace Limited		AUS	
Western Australian Specialty Alloys Pty. Ltd.		AUS	98-0139711
Wyman-Gordon de Mexico, S. de R.L. de C.V.		MEX	98-0227054
Wyman-Gordon Forgings, Inc.		DE	76-0203655
Hackney Ladish, Inc.		DE	75-2608545
McWilliams Forge Company		DE	27-3776296
PCC Luxembourg Holdings S.a` r.l.		LUX	98-0574217
AFT EUROPE - Advanced Forming Technology Ltd.		HUN	
Wyman-Gordon Limited		GBR	52-2005557
Wyman-Gordon (Lincoln) Limited		GBR	
Wyman-Gordon Investment Castings, Inc.		DE	22-3044511
Wyman-Gordon Monterrey, S. de R.L. de C.V.		MEX	
Wyman-Gordon Forgings (Cleveland), Inc.		OH	04-3541052
Wyman-Gordon Pennsylvania, LLC		OR	45-2425501
R. C. Willey Home Furnishings		UT	87-0242145
RC Willey 5600 West LLC		UT	86-1764442
Richline Group, Inc.		DE	26-0232774
DRL Manufacturing S.A.		DOM	98-0385481
Leach & Garner (HK) Limited		HKG	
Leach & Garner (Guangzhou) Limited		CHN	
LeachGarner, Inc.		DE	04-3034114
Apogee Metals LLC		VA	45-5010075
Richline Group Canada Ltd		CAN	
Richline Italy, srl		ITA	
Richline South Africa (Proprietary) Ltd.		ZAF	
Rio Grande, Inc.		NM	85-0164903
Samuel Aaron Trading (India) Pvt. Ltd.		IND	
See's Candy Shops, Inc.		CA	95-1205740
See's Candies, Inc.		CA	94-0852350
Shaw Industries Group, Inc.		GA	58-1032521
Anderson Hardwood Floors, LLC		GA	26-0798273
Clear Path Recycling, LLC		DE	26-4751485
Kido International Limited		HKG	
Shanghai Shaw Global Investment Consulting Co LTD (dba Shaw Global)		CHN	
Land Partners One, LLC		GA	20-3025379
Land Partners Two, LLC		DE	
Shaw Asia Pacific Holdings LLC		GA	86-2146289
Shaw Brasil Consultoria Em Pisos Ltda		BRA	98-1255733
Shaw Diversified Services, Inc.		GA	01-0626710
Shaw Europe Holdings Limited		GBR	
Sanquhar Tile Services Ltd		GBR	
Shaw Europe Limited		GBR	
Shaw France S.A.R.L		FRA	
Shaw Netherlands B.V.		NLD	
Shaw Floors, Inc.		GA	16-1666637
Shaw Industries Group Chile Limitada		CHL	98-1148210
Shaw Industries SARL		LUX	33-1222343
Shaw Industries Asia Pte. Ltd.		SGP	98-1024856
Shaw Carpet (China) Co. Ltd.		CHN	98-1046307
Shaw Floors India Private Ltd.		IND	98-1092153
Shaw Industries Hong Kong Ltd.		HKG	98-1056292
Shaw Industries, Inc.		GA	35-2162582
NEF Affordable Housing Investment Fund II LP		DE	27-2395998
NEF Affordable Housing Investment Fund LP		DE	27-0719219
Shaw Funding Company		DE	59-2409749
Shaw Retail Properties, Inc.		GA	58-2242176

SCHEDULE Y - INFORMATION CONCERNING ACTIVITIES OF INSURER MEMBERS OF A HOLDING COMPANY GROUP**PART 1 - ORGANIZATIONAL CHART**

	NAIC	DOMICILE	FED ID#
SHX Realty One, LLC		GA	20-3068178
Shaw Integratd and Turf Solutions, LTD.		CAN	
Shaw Integrated and Turf Solutions, Inc.		GA	87-4486016
Southwest Greens International LLC		GA	26-1561632
Shaw International Services, Inc.		GA	58-2017348
Shaw Monomers, LLC		GA	45-0470393
Shaw Specialized Services, LLC		GA	20-2090216
Shaw Sports Turf California, Inc.		GA	81-1214189
Shaw Transport, Inc.		GA	58-1502689
Shaw Vietnam Limited Liability Company		VNM	
Shaw Watershed Holdings, LLC		DE	92-1121877
Watershed Geosynthetics, LLC		GA	27-0736307
SHX Flooring, Inc.		DE	58-2470281
Terza S.A. de C.V.		MEX	
Tricycle, Inc.		TN	62-1875180
US Floors International, LLC		GA	36-4814273
Zickgraf Hardwood Flooring Company, LLC		NC	
The Fechheimer Brothers Company		DE	31-1000330
Nationwide Uniforms		KY	31-1000790
The Lubrizol Corporation		OH	34-0367600
Chemtool Incorporated		DE	20-1483560
Lubrizol Foundation, The		OH	34-6500595
Lubrizol India Private Limited		IND	
Lubrizol Inter-Americas Corporation		NV	34-1368171
Lubrizol Manufacturing India Private Limited		IND	
Lubrizol Overseas Trading Corporation		DE	51-6146748
Lubrizol Adibis (UK) Limited		GBR	
Lubrizol Advanced Materials International, LLC		DE	13-4143923
Lubrizol Advanced Materials, Inc.		DE	13-4143915
Avid Product Development, LLC		CO	45-4759326
Lipotec USA, Inc.		TX	75-2458638
Lubrizol Advanced Materials FCC, LLC		DE	51-0340498
Noveon Hilton Davis, Inc.		DE	95-4071292
Lubrizol Advanced Materials India Private Limited		IND	
Lubrizol Advanced Materials Holding Corporation		DE	31-1231786
Point B Ventures, LLC		DE	85-2245046
Lubrizol Global Management, Inc.		DE	51-0408646
Lubrizol International Luxembourg S.a r.l.		LUX	
Lubrizol Holdings Netherlands B.V.		NLD	98-1268837
Lubrizol International, Inc.		DE	98-1279098
Lubrizol Management UK Limited		GBR	
Lubrizol Canada Limited		CAN	52-2349524
Lubrizol do Brasil Aditivos, Ltda.		BRA	98-1229344
Lubrizol Japan Limited		JPN	98-1021536
Sanbrea Japan Limited		JPN	
Lubrizol Korea, Inc.		KOR	
Lubrizol Luxembourg S.a.r.l.		LUX	98-0470798
Lubrizol Holdings France SAS		FRA	98-1488682
Chemtool (UK) Ltd.		GBR	
Lubrizol Adibis Holdings (UK) Limited		GBR	98-0564691
Lubrizol South Africa (Pty.) Ltd.		ZAF	
Lubrizol Advanced Materials Europe BV		BEL	98-0209586
Lubrizol Advanced Materials Netherlands B.V.		NLD	98-0347241
Lubrizol Advanced Materials Malaysia Sdn. Bhd.		MYS	98-0336497
Lubrizol Advanced Materials Spain, S.L.		ESP	98-0342349
Lubrizol Southeast Asia (Pte.) Ltd.		SGP	98-1041251
Lubrizol Additive (Zhuhai) Co., Ltd.		CHN	98-1041273
Lubrizol International Trading (Zhuhai) Co., Ltd.		CHN	
Lubrizol Specialty Chemicals Manufacturing (Shanghai) Co., Ltd.		CHN	
Warwick International Holdings EBT Limited		GBR	98-1228770
Warwick International Holdings Limited		GBR	98-1228768
Warwick International Intermediate Holdings Limited		GBR	98-1228773
Warwick International Group Limited		GBR	98-1228769
Warwick Equest Limited		GBR	98-1228766
Warwick International Limited		GBR	98-1228772
Lubrizol Advanced Materials France SA		FRA	
Lubrizol Advanced Materials Realty Europe BV		BEL	
Lubrizol Advanced Materials Resin B.V.		NLD	98-0339020
Lubrizol Deutschland GmbH		DEU	
Bavaria Medizin Technologie GmbH		DEU	98-1503752
Bavaria Medizin Technologie Romania SRL		ROU	98-1514468
Lubrizol Deutschland Realty GmbH & Co. KG		DEU	98-1266881
Lubrizol Europe Coordination Center BV		BEL	98-0209583
Lubrizol France SAS		FRA	90-0785520
Lubrizol Italia S.r.l.		ITA	98-0398945
Lubrizol Limited		GBR	30-0660947
Lubrizol Overseas Trading Corporation & Co. KG		DEU	98-0470802
Lubrizol Shanghai Investments I Limited		HKG	
Shanghai Lubrizol International Trading Co., Ltd.		CHN	
Lubrizol Shanghai Investments II Limited		HKG	
Lubrizol Management (Shanghai) Co., Ltd.		CHN	
LZHS Spain, S.L.		ESP	98-1062611
Lipotec, S.A.		ESP	
Lubrizol Life Science, Inc.		DE	26-0557338
Vesta Intermediate Funding, Inc.		DE	26-0557408
ExtruMed, Inc.		CA	33-0682735
SSP-SiMatrix, Inc.		DE	37-1651326
Particle Sciences, Inc.		DE	23-2749752
S and L Specialty Polymers Co., Ltd.		THA	
Lubrizol de Mexico Comercial S. de R.L. de C.V.		MEX	
Lubrizol Gesellschaft m.b.H.		AUT	
Lubrizol Turkey Özel Kimyasallar Yönetimi Limited Sirketi		TUR	
Lubrizol Transarabian Co. Ltd.		SAU	
MPP Pipeline Corporation		DE	76-0412052
The Pampered Chef, Ltd.		IL	36-3269007
TPC European Holdings, Ltd.		DE	36-4301143

SCHEDULE Y - INFORMATION CONCERNING ACTIVITIES OF INSURER MEMBERS OF A HOLDING COMPANY GROUP**PART 1 - ORGANIZATIONAL CHART**

	NAIC	DOMICILE	FED ID#
The Pampered Chef - UK, Ltd.		GBR	98-0345517
The Pampered Chef Deutschland GmbH		DEU	98-0353211
The Pampered Chef France		FRA	
The Pampered Chef Österreich GmbH		AUT	
The Pampered Chef, Italia S.r.l.		ITA	
TPC North America, Ltd.		DE	30-0101576
The Pampered Chef - Canada Corp.		CAN	
TPC N.A.S.A., LLC		DE	
TTI, Inc.		DE	20-8234316
CJE II		NV	20-8392004
Compona AG		CHE	
Cosy Electronics GmbH		DEU	
Ecopac (U.K.) Power Limited		GBR	
ILS SRL		MEX	
Mouser Electronics, Inc.		DE	61-1520598
498 Mouser Way LLC		TX	88-1379385
Crowd Supply, LLC		DE	30-1168280
Electropages Media Limited		GBR	98-1172511
Exponential Technology Group, Inc		DE	32-0656860
BGM Electronic Services, LLC		MI	82-0632838
Braemac Group Pty Limited		AUS	
Changnam I.N.T. LTD		KOR	
RFMW Asia Pte. Ltd		SGP	
RFMW Europe Limited		GBR	98-1006720
Spantech Technology Solutions S.L.		ESP	
RFMW Israel Limited		ISR	27-0917752
RFMW Korea Co. Ltd		KOR	
RFMW UK		GBR	
RFMW GmbH		DEU	
RFMW, LLC		DE	37-1930324
Symmetry Electronics LLC		DE	61-1850733
Mouser (Shanghai) Electronics Trading Co. Ltd.		CHN	98-1010252
Mouser Electronics (Canada), Inc		CAN	
Mouser Electronics (France) SARL		FRA	98-0679141
Mouser Electronics (Hong Kong) Limited		HKG	98-0557337
Mouser Electronics (India) Private Ltd		IND	98-1104357
Mouser Electronics Czech sro		CZE	
Mouser Electronics Italy SRL		ITA	98-1150369
Mouser Electronics Korea Limited Company		KOR	98-1313763
Mouser Electronics Netherlands B.V.		NLD	98-1253609
Mouser Electronics Nordic AB		SWE	98-1360880
Mouser Electronics PTE LTD		SGP	98-0520966
Mouser Electronics S DE RL DE CV		MEX	98-0667713
Mouser Electronics Spain SL		ESP	98-1264381
Mouser Electronics Taiwan Company Ltd-Preparatory Office		TWN	
Mouser Electronics Vietnam Co Ltd		VNM	
Mouser Japan Godo Kaisha		JPN	98-1219362
Mouser JV 1, Inc		DE	36-4876855
Mouser JV 2, Inc		DE	35-2603357
Mouser Poland Sp. ZOO		POL	
Piper Finance Company, Inc		DE	88-3955526
Ray-Q Ltd		ISR	98-1150098
Ray-Q Interconnection Technologies India Private Ltd		IND	98-1152465
Ray-Q, LLC		DE	26-4557530
Sager Electrical Supply Co. Inc		MA	04-2694935
Sager Electronics Mexico s. De R.L.De C.V.		MEX	
Shanghai TTI Electronics Co, LTD		CHN	98-0395649
TTI (Shanghai) Logistics Co. Ltd		CHN	
TTI Belgium		BEL	
TTI Brasil Comercio De Componentes Electronicos LTDA		BRA	
TTI Elektronik Ticaret Ltd. Sti		TUR	98-1227865
TTI Electronics (Vietnam) Company Limited		VNM	
TTI Electronics Asia PTE LTD		SGP	98-0538870
TTI Electronics (Thailand) Ltd		THA	98-1091676
TTI Electronics Asia (India) Private Ltd		IND	98-1068567
TTI Electronics Malaysia SDN BHD		MYS	98-0697862
TTI Electronics Nepal Private Limited		NPL	
TTI Electronics Philippines, Inc		PHL	
TTI Electronics Austria GmbH		AUT	98-0404802
TTI Electronics Czech SRO		CZE	98-0605080
TTI Electronics Denmark APS		DNK	98-0538872
TTI Electronics Distribution SRL		ROU	
TTI Electronics Europe GmbH		DEU	98-1229924
TTI Electronics Hungary KFT		HUN	98-0571750
TTI Electronics LTD		ISR	98-0620824
TTI Electronics Nordic AB		SWE	98-0538885
TTI Electronics OU		EST	
TTI Finland OY		FIN	98-1043545
TTI France SASU		FRA	98-0538877
TTI Especialistas en Pasivos y Conectores, S.L.		ESP	98-0470183
TTI Hong Kong Limited		HKG	98-0538879
TTI Italy SRL		ITA	98-0538881
TTI JV 1, Inc		DE	37-1847720
TTI JV 2, Inc		DE	37-1877557
TTI Latin America s. de R.L. de C.V.		MEX	98-1220399
TTI Poland SP ZOO		POL	98-0605077
U.S. Investment Corporation		PA	95-4834036
United States Liability Insurance Company	25895	NE	23-1383313
Mount Vernon Fire Insurance Company	26522	NE	23-1575334
U.S. Underwriters Insurance Company	35416	ND	23-2049904
Mount Vernon Specialty Insurance Company	14420	NE	45-5343535
Radnor Specialty Insurance Company	15756	NE	47-2408195
XTRA Corporation		DE	06-0954158
XTRA Companies, Inc.		DE	20-2052863
XTRA LLC		ME	01-0346274
AJF Warehouse Distributors, Inc.		IL	43-0909089

SCHEDULE Y - INFORMATION CONCERNING ACTIVITIES OF INSURER MEMBERS OF A HOLDING COMPANY GROUP

PART 1 - ORGANIZATIONAL CHART

	NAIC	DOMICILE	FED ID#
GTR Rental LLC		DE	51-0367486
Rentco Trailer Corporation		DE	13-3369806
SV Maintenance LLC		DE	27-0586923
X-L-CO., Inc.		DE	04-2459036
XTRA Intermodal, Inc.		DE	43-1690171
XTRA Lease LLC		DE	22-1863406
XTRA Finance Corporation		DE	20-8648239

Acquisitions and Newly Formed:

Alleghany Corporation (entire organization 176 entities)

AHP Housing Fund 341, LLC	BHE Power Watch, LLC	Lubrizol Management UK Limited
AHP Housing Fund 342, LLC	BHE Rim Rock Wind, LLC	McLane Interstate Warehouse, Inc.
AHP Housing Fund 343, LLC	BHE Wind Watch, LLC	Morton Bay Geothermal LLC
AHP Housing Fund 344, LLC	BHEM Balancing Authority Services, LLC	Renewable Development Ventures, LLC
AHP Housing Fund 345, LLC	BHER WV Solar, LLC	Shaw Watershed Holdings, LLC
AHP Housing Fund 346, LLC	BHER WV Wind, LLC	Taegutec Australia Pty Ltd
AHP Housing Fund 347, LLC	Black Rock Geothermal LLC	TTI (Shanghai) Logistics Co. Ltd
AHP Housing Fund 348, LLC	Braemac Group Pty Limited	Tungaloy Cutting Tool (Thailand) Co., Ltd.
AHP Housing Fund 349, LLC	BSNF Dayton LLC	Verdisto Logistics, LLC
AHP Housing Fund 350, LLC	CMH Services Aviation, Inc.	
BHE Glacier Wind 1, LLC	Earth Energy Power Link LLC	
BHE Glacier Wind 2, LLC	Ecopac (U.K.) Power Limited	
BHE Montana, LLC	Elmore North Geothermal LLC	

Dissolved:

Changnam Technology Tianjin Limited	MEFEC B.V.
Eastern Brine, LLC	SCS Realty Investment Group, LLC
Iscar Vietnam	SOS Metals (China) Limited
Marathon Suspension Systems, Inc.	Wimbledon Realty, LLC

Merged out of Existence:

BHE Can-Am Generation LLC
 JIS Distribution, LLC
 Lubrizol Servicios Tecnicos, S. de R.L. de C.V.

Liquidation:

Larson-Juhl Singapore
 Metroptic Technologies Ltd.
 PIS QOZ Fund 2018-A, LP

Sold:

Envirocleanse, LLC
 Kromi Logistik AG
 Town & Country Insurance Services LLC

Name Change:

Chore-Time Ede B.V. from Volito B.V.
 HomeServices of California, LLC from HomeServices of California, Inc.

Ownership Change:

AC Eagle Corporation, owned by HomeServices of California, LLC
 AC Palm Desert Corporation, owned by HomeServices of California, LLC
 AC2015 Corporation, owned by HomeServices of California, LLC
 AFT EUROPE - Advanced Forming Technology Ltd., owned by PCC Luxembourg Holdings S.a` r.l
 BDFH, Inc., owned by HomeServices of California, LLC
 Bennion & Deville Fine Homes, Inc., owned by HomeServices of California, LLC
 Caledonian Alloys Limited, owned by PCC Finance Luxembourg S.a` r.l
 Clayton Supply, Inc., owned by Southern Energy Homes, Inc
 Guarantee Appraisal Corporation, owned by HomeServices of California, LLC
 Guarantee Real Estate, owned by HomeServices of California, LLC
 Intero Franchise Services, Inc., owned by HomeServices of California, LLC
 Intero Real Estate Holdings, Inc., owned by HomeServices of California, LLC
 KG Coating Limited, owned by SPS Technologies Limited
 Lubrizol Canada Limited, owned by Lubrizol Management UK Limitec
 Lubrizol do Brasil Aditivos, Ltda., owned by Lubrizol Management UK Limited
 Lubrizol Japan Limited, owned by Lubrizol Management UK Limitec
 Lubrizol Korea, Inc., owned by Lubrizol Management UK Limitec
 Lubrizol Luxembourg S.a.r.l., owned by Lubrizol Management UK Limitec
 PCC Canada Holding ULC, owned by Precision Castparts Corp
 PCC Finance Luxembourg S.a` r.l., owned by TIMET UK Holding Company Limitec
 Pickford Holdings LLC, owned by HomeServices of California, LLC
 Pickford Real Estate, Inc., owned by HomeServices of California, LLC
 Pickford Realty, Ltd., a California Limited Partnership, owned by HomeServices of California, LLC
 Pickford Services Company, owned by HomeServices of California, LLC
 SoCal Services & Property Management, owned by HomeServices of California, LLC
 Special Metals Deutschland Limited, owned by Special Metals Wiggin Limited
 Special Metals Wiggin Limited, owned by Special Metals Corporation
 SPS Aerostructures Limited, owned by SPS Technologies Limited
 Warwick International Holdings EBT Limited, owned by Lubrizol Advanced Materials Europe BV
 Warwick International Intermediate Holdings Limited, owned by Lubrizol Advanced Materials Europe BV
 Wyman-Gordon Limited, owned by PCC Luxembourg Holdings S.a` r.l

ANNUAL STATEMENT FOR THE YEAR 2022 OF THE General Re Life Corporation

SCHEDULE Y

PART 1A - DETAIL OF INSURANCE HOLDING COMPANY SYSTEM

1	2	3	4	5	6	7	8	9	10	11	12	13	14	15	16
Group Code	Group Name	NAIC Company Code	ID Number	Federal RSSD	CIK	Name of Securities Exchange if Publicly Traded (U.S. or International)	Names of Parent, Subsidiaries Or Affiliates	Domiciliary Location	Relationship to Reporting Entity	Directly Controlled by (Name of Entity/Person)	Type of Control (Ownership, Board, Management, Attorney-in-Fact, Influence, Other)	If Control is Ownership Provide Percentage	Ultimate Controlling Entity(ies)/Person(s)	Is an SCA Filing Required? (Yes/No)	*
			47-0813844		1067983	NYSE	Berkshire Hathaway Inc.	DE	UIP		Ownership			NO	
			68-0566626				21 SPC, Inc.	DE	NIA	21st Mortgage Corporation	Ownership	100.000	Berkshire Hathaway Inc.	NO	
			48-1284984				21st Communities, Inc.	DE	NIA	21st Mortgage Corporation	Ownership	100.000	Berkshire Hathaway Inc.	NO	
			27-1520644				Enterprise RB Fund II	MD	NIA	21st Mortgage Corporation	Ownership	99.990	Berkshire Hathaway Inc.	NO	
			62-1682381				Evergreen Home Finance, LLC	TN	NIA	21st Mortgage Corporation	Ownership	50.000	Berkshire Hathaway Inc.	NO	
			62-1700443				Majestic 21	FL	NIA	21st Mortgage Corporation	Ownership	50.000	Berkshire Hathaway Inc.	NO	
			47-0891061				One Centre Square Group, LLC	TN	NIA	21st Mortgage Corporation	Ownership	100.000	Berkshire Hathaway Inc.	NO	
			83-0429401				Acme Brick DFW, LLC	DE	NIA	Acme Brick Company	Ownership	100.000	Berkshire Hathaway Inc.	NO	
			20-3883479				Acme Brick Sales Company, LLC	DE	NIA	Acme Brick Company	Ownership	100.000	Berkshire Hathaway Inc.	NO	
			35-2323613				Acme Ochs Brick and Stone, Inc.	DE	NIA	Acme Brick Company	Ownership	100.000	Berkshire Hathaway Inc.	NO	
			75-1379033				Alpha Cargo Motor Express, Inc.	TX	NIA	Acme Brick Company	Ownership	100.000	Berkshire Hathaway Inc.	NO	
			84-0861986				Denver Brick Company	CO	NIA	Acme Brick Company	Ownership	100.000	Berkshire Hathaway Inc.	NO	
			75-2230919				Innovative Building Products, Inc.	TX	NIA	Acme Brick Company	Ownership	100.000	Berkshire Hathaway Inc.	NO	
			75-2403336				Acme Brick Company	DE	NIA	Acme Building Brands, Inc.	Ownership	100.000	Berkshire Hathaway Inc.	NO	
			75-2403337				Acme Management Company	DE	NIA	Acme Building Brands, Inc.	Ownership	100.000	Berkshire Hathaway Inc.	NO	
			75-2514346				Acme Services Company, LLC	DE	NIA	Acme Building Brands, Inc.	Ownership	100.000	Berkshire Hathaway Inc.	NO	
							Acumed Limited	GBR	NIA	Acumed Acquisition Company Limited	Ownership	100.000	Berkshire Hathaway Inc.	NO	
							Acumed (Beijing) Consulting Co. Ltd	CHN	NIA	Acumed, LLC	Ownership	100.000	Berkshire Hathaway Inc.	NO	
							Acumed Acquisition Company Limited	GBR	NIA	Acumed, LLC	Ownership	100.000	Berkshire Hathaway Inc.	NO	
							Acumed Iberica, SL	ESP	NIA	Acumed, LLC	Ownership	100.000	Berkshire Hathaway Inc.	NO	
			20-4242193				Acute Innovations LLC	DE	NIA	Acumed, LLC	Ownership	100.000	Berkshire Hathaway Inc.	NO	
							AOG Acumed Orthopädie GmbH	DEU	NIA	Acumed, LLC	Ownership	100.000	Berkshire Hathaway Inc.	NO	
			81-5103352				Colson Medical Sales International, Inc.	DE	NIA	Acumed, LLC	Ownership	100.000	Berkshire Hathaway Inc.	NO	
			88-3017735				Extreme Blocker Inc.	DE	NIA	Acumed, LLC	Ownership	100.000	Berkshire Hathaway Inc.	NO	
			30-0761132				AHP 1, L.P.	DE	NIA	Affordable Housing Partners, Inc.	Ownership	100.000	Berkshire Hathaway Inc.	NO	
			80-0847095				AHP Affordable, LLC	DE	NIA	Affordable Housing Partners, Inc.	Ownership	100.000	Berkshire Hathaway Inc.	NO	
			84-3755052				AHP Federal and State Affordable 2, LLC	DE	NIA	Affordable Housing Partners, Inc.	Ownership	0.010	Berkshire Hathaway Inc.	NO	
			84-3786733				AHP Federal and State Affordable 3, LLC	DE	NIA	Affordable Housing Partners, Inc.	Ownership	0.010	Berkshire Hathaway Inc.	NO	
			30-0954214				AHP Historic Partners, LLC	DE	NIA	Affordable Housing Partners, Inc.	Ownership	100.000	Berkshire Hathaway Inc.	NO	
			35-2447768				AHP Housing Fund 1, LLC	NV	NIA	Affordable Housing Partners, Inc.	Ownership	0.010	Berkshire Hathaway Inc.	NO	
			30-0741786				AHP Housing Fund 2, LLC	NV	NIA	Affordable Housing Partners, Inc.	Ownership	0.010	Berkshire Hathaway Inc.	NO	
			61-1690303				AHP Housing Fund 3, LLC	NV	NIA	Affordable Housing Partners, Inc.	Ownership	0.010	Berkshire Hathaway Inc.	NO	
			35-2447999				AHP Housing Fund 4, LLC	NV	NIA	Affordable Housing Partners, Inc.	Ownership	0.010	Berkshire Hathaway Inc.	NO	
			61-1686064				AHP Housing Fund 5, LLC	NV	NIA	Affordable Housing Partners, Inc.	Ownership	0.010	Berkshire Hathaway Inc.	NO	
			36-4736685				AHP Housing Fund 6, LLC	DE	NIA	Affordable Housing Partners, Inc.	Ownership	0.010	Berkshire Hathaway Inc.	NO	
			37-1696391				AHP Housing Fund 7, LLC	DE	NIA	Affordable Housing Partners, Inc.	Ownership	0.010	Berkshire Hathaway Inc.	NO	
			38-3879542				AHP Housing Fund 8, LLC	DE	NIA	Affordable Housing Partners, Inc.	Ownership	0.010	Berkshire Hathaway Inc.	NO	
			38-3879644				AHP Housing Fund 9, LLC	DE	NIA	Affordable Housing Partners, Inc.	Ownership	0.010	Berkshire Hathaway Inc.	NO	
			38-3879703				AHP Housing Fund 10, LLC	DE	NIA	Affordable Housing Partners, Inc.	Ownership	0.010	Berkshire Hathaway Inc.	NO	
			37-1698937				AHP Housing Fund 11, LLC	DE	NIA	Affordable Housing Partners, Inc.	Ownership	0.010	Berkshire Hathaway Inc.	NO	
			37-1698993				AHP Housing Fund 12, LLC	DE	NIA	Affordable Housing Partners, Inc.	Ownership	0.010	Berkshire Hathaway Inc.	NO	
			38-3882204				AHP Housing Fund 14, LLC	DE	NIA	Affordable Housing Partners, Inc.	Ownership	0.010	Berkshire Hathaway Inc.	NO	
			61-1690180				AHP Housing Fund 15, LLC	DE	NIA	Affordable Housing Partners, Inc.	Ownership	0.010	Berkshire Hathaway Inc.	NO	
			37-1700908				AHP Housing Fund 16, LLC	DE	NIA	Affordable Housing Partners, Inc.	Ownership	0.010	Berkshire Hathaway Inc.	NO	
			36-4740813				AHP Housing Fund 17, LLC	DE	NIA	Affordable Housing Partners, Inc.	Ownership	0.010	Berkshire Hathaway Inc.	NO	
			30-0748965				AHP Housing Fund 18, LLC	DE	NIA	Affordable Housing Partners, Inc.	Ownership	0.010	Berkshire Hathaway Inc.	NO	
			36-4741393				AHP Housing Fund 19, LLC	DE	NIA	Affordable Housing Partners, Inc.	Ownership	0.010	Berkshire Hathaway Inc.	NO	
			37-1701500				AHP Housing Fund 20, LLC	DE	NIA	Affordable Housing Partners, Inc.	Ownership	0.010	Berkshire Hathaway Inc.	NO	
			36-4745479				AHP Housing Fund 21, LLC	DE	NIA	Affordable Housing Partners, Inc.	Ownership	0.010	Berkshire Hathaway Inc.	NO	

ANNUAL STATEMENT FOR THE YEAR 2022 OF THE General Re Life Corporation

SCHEDULE Y

PART 1A - DETAIL OF INSURANCE HOLDING COMPANY SYSTEM

1	2	3	4	5	6	7	8	9	10	11	12	13	14	15	16
Group Code	Group Name	NAIC Company Code	ID Number	Federal RSSD	CIK	Name of Securities Exchange if Publicly Traded (U.S. or International)	Names of Parent, Subsidiaries Or Affiliates	Domiciliary Location	Relationship to Reporting Entity	Directly Controlled by (Name of Entity/Person)	Type of Control (Ownership, Board, Management, Attorney-in-Fact, Influence, Other)	If Control is Ownership Provide Percentage	Ultimate Controlling Entity(ies)/Person(s)	Is an SCA Filing Required? (Yes/No)	*
			30-0753286				AHP Housing Fund 22, LLC	DE	NIA	Affordable Housing Partners, Inc.	Ownership	0.010	Berkshire Hathaway Inc.	NO	
			61-1696001				AHP Housing Fund 23, LLC	DE	NIA	Affordable Housing Partners, Inc.	Ownership	0.010	Berkshire Hathaway Inc.	NO	
			38-3898831				AHP Housing Fund 24, LLC	DE	NIA	Affordable Housing Partners, Inc.	Ownership	0.010	Berkshire Hathaway Inc.	NO	
			32-0392000				AHP Housing Fund 25, LLC	DE	NIA	Affordable Housing Partners, Inc.	Ownership	0.010	Berkshire Hathaway Inc.	NO	
			61-1698204				AHP Housing Fund 26, LLC	DE	NIA	Affordable Housing Partners, Inc.	Ownership	0.010	Berkshire Hathaway Inc.	NO	
			35-2460781				AHP Housing Fund 27, LLC	DE	NIA	Affordable Housing Partners, Inc.	Ownership	0.010	Berkshire Hathaway Inc.	NO	
			36-4747707				AHP Housing Fund 28, LLC	DE	NIA	Affordable Housing Partners, Inc.	Ownership	0.010	Berkshire Hathaway Inc.	NO	
			38-3892372				AHP Housing Fund 29, LLC	DE	NIA	Affordable Housing Partners, Inc.	Ownership	0.010	Berkshire Hathaway Inc.	NO	
			32-0394468				AHP Housing Fund 30, LLC	DE	NIA	Affordable Housing Partners, Inc.	Ownership	0.010	Berkshire Hathaway Inc.	NO	
			38-3897538				AHP Housing Fund 31, LLC	DE	NIA	Affordable Housing Partners, Inc.	Ownership	0.010	Berkshire Hathaway Inc.	NO	
			35-2467652				AHP Housing Fund 32, LLC	DE	NIA	Affordable Housing Partners, Inc.	Ownership	0.010	Berkshire Hathaway Inc.	NO	
			32-0401323				AHP Housing Fund 33, LLC	DE	NIA	Affordable Housing Partners, Inc.	Ownership	0.010	Berkshire Hathaway Inc.	NO	
			36-4754245				AHP Housing Fund 34, LLC	DE	NIA	Affordable Housing Partners, Inc.	Ownership	0.010	Berkshire Hathaway Inc.	NO	
			37-1714447				AHP Housing Fund 35, LLC	DE	NIA	Affordable Housing Partners, Inc.	Ownership	0.010	Berkshire Hathaway Inc.	NO	
			38-3902079				AHP Housing Fund 36, LLC	DE	NIA	Affordable Housing Partners, Inc.	Ownership	0.010	Berkshire Hathaway Inc.	NO	
			35-2471973				AHP Housing Fund 37, LLC	DE	NIA	Affordable Housing Partners, Inc.	Ownership	0.010	Berkshire Hathaway Inc.	NO	
			35-2472106				AHP Housing Fund 38, LLC	DE	NIA	Affordable Housing Partners, Inc.	Ownership	0.010	Berkshire Hathaway Inc.	NO	
			38-3902536				AHP Housing Fund 39, LLC	DE	NIA	Affordable Housing Partners, Inc.	Ownership	0.010	Berkshire Hathaway Inc.	NO	
			61-1708891				AHP Housing Fund 40, LLC	DE	NIA	Affordable Housing Partners, Inc.	Ownership	0.010	Berkshire Hathaway Inc.	NO	
			35-2473885				AHP Housing Fund 41, LLC	DE	NIA	Affordable Housing Partners, Inc.	Ownership	0.010	Berkshire Hathaway Inc.	NO	
			37-1730403				AHP Housing Fund 42, LLC	DE	NIA	Affordable Housing Partners, Inc.	Ownership	0.010	Berkshire Hathaway Inc.	NO	
			36-4759558				AHP Housing Fund 43, LLC	DE	NIA	Affordable Housing Partners, Inc.	Ownership	0.010	Berkshire Hathaway Inc.	NO	
			35-2474426				AHP Housing Fund 44, LLC	DE	NIA	Affordable Housing Partners, Inc.	Ownership	0.010	Berkshire Hathaway Inc.	NO	
			32-0408414				AHP Housing Fund 45, LLC	DE	NIA	Affordable Housing Partners, Inc.	Ownership	0.010	Berkshire Hathaway Inc.	NO	
			38-3906191				AHP Housing Fund 46, LLC	DE	NIA	Affordable Housing Partners, Inc.	Ownership	0.010	Berkshire Hathaway Inc.	NO	
			37-1732357				AHP Housing Fund 47, LLC	DE	NIA	Affordable Housing Partners, Inc.	Ownership	0.010	Berkshire Hathaway Inc.	NO	
			61-1712848				AHP Housing Fund 48, LLC	DE	NIA	Affordable Housing Partners, Inc.	Ownership	0.010	Berkshire Hathaway Inc.	NO	
			61-1712834				AHP Housing Fund 49, LLC	DE	NIA	Affordable Housing Partners, Inc.	Ownership	0.010	Berkshire Hathaway Inc.	NO	
			36-4761904				AHP Housing Fund 50, LLC	DE	NIA	Affordable Housing Partners, Inc.	Ownership	0.010	Berkshire Hathaway Inc.	NO	
			36-4766883				AHP Housing Fund 51, LLC	DE	NIA	Affordable Housing Partners, Inc.	Ownership	0.010	Berkshire Hathaway Inc.	NO	
			36-4766761				AHP Housing Fund 52, LLC	DE	NIA	Affordable Housing Partners, Inc.	Ownership	0.010	Berkshire Hathaway Inc.	NO	
			35-2481833				AHP Housing Fund 53, LLC	DE	NIA	Affordable Housing Partners, Inc.	Ownership	0.010	Berkshire Hathaway Inc.	NO	
			35-2482129				AHP Housing Fund 54, LLC	DE	NIA	Affordable Housing Partners, Inc.	Ownership	0.010	Berkshire Hathaway Inc.	NO	
			35-2482304				AHP Housing Fund 55, LLC	DE	NIA	Affordable Housing Partners, Inc.	Ownership	0.010	Berkshire Hathaway Inc.	NO	
			36-4769781				AHP Housing Fund 56, LLC	DE	NIA	Affordable Housing Partners, Inc.	Ownership	0.010	Berkshire Hathaway Inc.	NO	
			35-2485081				AHP Housing Fund 57, LLC	DE	NIA	Affordable Housing Partners, Inc.	Ownership	0.010	Berkshire Hathaway Inc.	NO	
			61-1720994				AHP Housing Fund 58, LLC	DE	NIA	Affordable Housing Partners, Inc.	Ownership	0.010	Berkshire Hathaway Inc.	NO	
			30-0796821				AHP Housing Fund 59, LLC	DE	NIA	Affordable Housing Partners, Inc.	Ownership	0.010	Berkshire Hathaway Inc.	NO	
			32-0419250				AHP Housing Fund 60, LLC	DE	NIA	Affordable Housing Partners, Inc.	Ownership	0.010	Berkshire Hathaway Inc.	NO	
			37-1747784				AHP Housing Fund 61, LLC	DE	NIA	Affordable Housing Partners, Inc.	Ownership	0.010	Berkshire Hathaway Inc.	NO	
			37-1747645				AHP Housing Fund 62, LLC	DE	NIA	Affordable Housing Partners, Inc.	Ownership	0.010	Berkshire Hathaway Inc.	NO	
			36-4776817				AHP Housing Fund 63, LLC	DE	NIA	Affordable Housing Partners, Inc.	Ownership	0.010	Berkshire Hathaway Inc.	NO	
			38-3922251				AHP Housing Fund 64, LLC	DE	NIA	Affordable Housing Partners, Inc.	Ownership	0.010	Berkshire Hathaway Inc.	NO	
			30-0806700				AHP Housing Fund 65, LLC	DE	NIA	Affordable Housing Partners, Inc.	Ownership	0.010	Berkshire Hathaway Inc.	NO	
			30-0809323				AHP Housing Fund 66, LLC	DE	NIA	Affordable Housing Partners, Inc.	Ownership	0.010	Berkshire Hathaway Inc.	NO	
			32-0433421				AHP Housing Fund 67, LLC	DE	NIA	Affordable Housing Partners, Inc.	Ownership	0.010	Berkshire Hathaway Inc.	NO	
			37-1750454				AHP Housing Fund 68, LLC	DE	NIA	Affordable Housing Partners, Inc.	Ownership	0.010	Berkshire Hathaway Inc.	NO	
			36-4779168				AHP Housing Fund 69, LLC	DE	NIA	Affordable Housing Partners, Inc.	Ownership	0.010	Berkshire Hathaway Inc.	NO	
			38-3924882				AHP Housing Fund 70, LLC	DE	NIA	Affordable Housing Partners, Inc.	Ownership	0.010	Berkshire Hathaway Inc.	NO	

ANNUAL STATEMENT FOR THE YEAR 2022 OF THE General Re Life Corporation

SCHEDULE Y

PART 1A - DETAIL OF INSURANCE HOLDING COMPANY SYSTEM

1	2	3	4	5	6	7	8	9	10	11	12	13	14	15	16
Group Code	Group Name	NAIC Company Code	ID Number	Federal RSSD	CIK	Name of Securities Exchange if Publicly Traded (U.S. or International)	Names of Parent, Subsidiaries Or Affiliates	Domiciliary Location	Relationship to Reporting Entity	Directly Controlled by (Name of Entity/Person)	Type of Control (Ownership, Board, Management, Attorney-in-Fact, Influence, Other)	If Control is Ownership Provide Percentage	Ultimate Controlling Entity(ies)/Person(s)	Is an SCA Filing Required? (Yes/No)	*
			38-3924866				AHP Housing Fund 71, LLC	DE	NIA	Affordable Housing Partners, Inc.	Ownership	0.010	Berkshire Hathaway Inc.	NO	
			30-0819271				AHP Housing Fund 72, LLC	DE	NIA	Affordable Housing Partners, Inc.	Ownership	0.010	Berkshire Hathaway Inc.	NO	
			32-0437224				AHP Housing Fund 73, LLC	DE	NIA	Affordable Housing Partners, Inc.	Ownership	0.010	Berkshire Hathaway Inc.	NO	
			37-1754306				AHP Housing Fund 74, LLC	DE	NIA	Affordable Housing Partners, Inc.	Ownership	0.010	Berkshire Hathaway Inc.	NO	
			38-3928485				AHP Housing Fund 75, LLC	DE	NIA	Affordable Housing Partners, Inc.	Ownership	0.010	Berkshire Hathaway Inc.	NO	
			36-4784982				AHP Housing Fund 76, LLC	DE	NIA	Affordable Housing Partners, Inc.	Ownership	0.010	Berkshire Hathaway Inc.	NO	
			61-1736688				AHP Housing Fund 77, LLC	DE	NIA	Affordable Housing Partners, Inc.	Ownership	0.010	Berkshire Hathaway Inc.	NO	
			37-1756514				AHP Housing Fund 78, LLC	DE	NIA	Affordable Housing Partners, Inc.	Ownership	0.010	Berkshire Hathaway Inc.	NO	
			35-2506966				AHP Housing Fund 79, LLC	DE	NIA	Affordable Housing Partners, Inc.	Ownership	0.010	Berkshire Hathaway Inc.	NO	
			38-3931007				AHP Housing Fund 80, LLC	DE	NIA	Affordable Housing Partners, Inc.	Ownership	0.010	Berkshire Hathaway Inc.	NO	
			37-1760827				AHP Housing Fund 81, LLC	DE	NIA	Affordable Housing Partners, Inc.	Ownership	0.010	Berkshire Hathaway Inc.	NO	
			37-1760982				AHP Housing Fund 82, LLC	DE	NIA	Affordable Housing Partners, Inc.	Ownership	0.010	Berkshire Hathaway Inc.	NO	
			32-0444400				AHP Housing Fund 83, LLC	DE	NIA	Affordable Housing Partners, Inc.	Ownership	0.010	Berkshire Hathaway Inc.	NO	
			38-3935611				AHP Housing Fund 84, LLC	DE	NIA	Affordable Housing Partners, Inc.	Ownership	0.010	Berkshire Hathaway Inc.	NO	
			37-1761560				AHP Housing Fund 85, LLC	DE	NIA	Affordable Housing Partners, Inc.	Ownership	0.010	Berkshire Hathaway Inc.	NO	
			30-0841960				AHP Housing Fund 86, LLC	DE	NIA	Affordable Housing Partners, Inc.	Ownership	0.010	Berkshire Hathaway Inc.	NO	
			37-1766203				AHP Housing Fund 87, LLC	DE	NIA	Affordable Housing Partners, Inc.	Ownership	0.010	Berkshire Hathaway Inc.	NO	
			37-1766144				AHP Housing Fund 88, LLC	DE	NIA	Affordable Housing Partners, Inc.	Ownership	0.010	Berkshire Hathaway Inc.	NO	
			38-3941115				AHP Housing Fund 89, LLC	DE	NIA	Affordable Housing Partners, Inc.	Ownership	0.010	Berkshire Hathaway Inc.	NO	
			36-4795421				AHP Housing Fund 90, LLC	DE	NIA	Affordable Housing Partners, Inc.	Ownership	0.010	Berkshire Hathaway Inc.	NO	
			32-0455387				AHP Housing Fund 91, LLC	DE	NIA	Affordable Housing Partners, Inc.	Ownership	0.010	Berkshire Hathaway Inc.	NO	
			61-1752340				AHP Housing Fund 92, LLC	DE	NIA	Affordable Housing Partners, Inc.	Ownership	0.010	Berkshire Hathaway Inc.	NO	
			35-2523462				AHP Housing Fund 93, LLC	DE	NIA	Affordable Housing Partners, Inc.	Ownership	0.010	Berkshire Hathaway Inc.	NO	
			32-0455837				AHP Housing Fund 94, LLC	DE	NIA	Affordable Housing Partners, Inc.	Ownership	0.010	Berkshire Hathaway Inc.	NO	
			36-4801123				AHP Housing Fund 95, LLC	DE	NIA	Affordable Housing Partners, Inc.	Ownership	0.010	Berkshire Hathaway Inc.	NO	
			38-3953295				AHP Housing Fund 96, LLC	DE	NIA	Affordable Housing Partners, Inc.	Ownership	0.010	Berkshire Hathaway Inc.	NO	
			32-0457110				AHP Housing Fund 97, LLC	DE	NIA	Affordable Housing Partners, Inc.	Ownership	0.010	Berkshire Hathaway Inc.	NO	
			32-0457171				AHP Housing Fund 98, LLC	DE	NIA	Affordable Housing Partners, Inc.	Ownership	0.010	Berkshire Hathaway Inc.	NO	
			32-0457278				AHP Housing Fund 99, LLC	DE	NIA	Affordable Housing Partners, Inc.	Ownership	0.010	Berkshire Hathaway Inc.	NO	
			30-0854970				AHP Housing Fund 100, LLC	DE	NIA	Affordable Housing Partners, Inc.	Ownership	0.010	Berkshire Hathaway Inc.	NO	
			38-3956099				AHP Housing Fund 101, LLC	DE	NIA	Affordable Housing Partners, Inc.	Ownership	0.010	Berkshire Hathaway Inc.	NO	
			38-3955018				AHP Housing Fund 102, LLC	DE	NIA	Affordable Housing Partners, Inc.	Ownership	0.010	Berkshire Hathaway Inc.	NO	
			35-2528752				AHP Housing Fund 103, LLC	DE	NIA	Affordable Housing Partners, Inc.	Ownership	0.010	Berkshire Hathaway Inc.	NO	
			32-0458958				AHP Housing Fund 104, LLC	DE	NIA	Affordable Housing Partners, Inc.	Ownership	0.010	Berkshire Hathaway Inc.	NO	
			61-1755861				AHP Housing Fund 105, LLC	DE	NIA	Affordable Housing Partners, Inc.	Ownership	0.010	Berkshire Hathaway Inc.	NO	
			37-1778040				AHP Housing Fund 106, LLC	DE	NIA	Affordable Housing Partners, Inc.	Ownership	0.010	Berkshire Hathaway Inc.	NO	
			32-0461077				AHP Housing Fund 107, LLC	DE	NIA	Affordable Housing Partners, Inc.	Ownership	0.010	Berkshire Hathaway Inc.	NO	
			30-0857611				AHP Housing Fund 108, LLC	DE	NIA	Affordable Housing Partners, Inc.	Ownership	0.010	Berkshire Hathaway Inc.	NO	
			36-4805141				AHP Housing Fund 109, LLC	DE	NIA	Affordable Housing Partners, Inc.	Ownership	0.010	Berkshire Hathaway Inc.	NO	
			37-1778476				AHP Housing Fund 110, LLC	DE	NIA	Affordable Housing Partners, Inc.	Ownership	0.010	Berkshire Hathaway Inc.	NO	
			32-0464239				AHP Housing Fund 111, LLC	DE	NIA	Affordable Housing Partners, Inc.	Ownership	0.010	Berkshire Hathaway Inc.	NO	
			61-1759903				AHP Housing Fund 112, LLC	DE	NIA	Affordable Housing Partners, Inc.	Ownership	0.010	Berkshire Hathaway Inc.	NO	
			38-3969302				AHP Housing Fund 113, LLC	DE	NIA	Affordable Housing Partners, Inc.	Ownership	0.010	Berkshire Hathaway Inc.	NO	
			38-3969258				AHP Housing Fund 114, LLC	DE	NIA	Affordable Housing Partners, Inc.	Ownership	0.010	Berkshire Hathaway Inc.	NO	
			30-0868697				AHP Housing Fund 115, LLC	DE	NIA	Affordable Housing Partners, Inc.	Ownership	0.010	Berkshire Hathaway Inc.	NO	
			35-2531463				AHP Housing Fund 116, LLC	DE	NIA	Affordable Housing Partners, Inc.	Ownership	0.010	Berkshire Hathaway Inc.	NO	
			38-3969702				AHP Housing Fund 117, LLC	DE	NIA	Affordable Housing Partners, Inc.	Ownership	0.010	Berkshire Hathaway Inc.	NO	
			61-1760436				AHP Housing Fund 118, LLC	DE	NIA	Affordable Housing Partners, Inc.	Ownership	0.010	Berkshire Hathaway Inc.	NO	
			36-4808561				AHP Housing Fund 119, LLC	DE	NIA	Affordable Housing Partners, Inc.	Ownership	0.010	Berkshire Hathaway Inc.	NO	

ANNUAL STATEMENT FOR THE YEAR 2022 OF THE General Re Life Corporation

SCHEDULE Y

PART 1A - DETAIL OF INSURANCE HOLDING COMPANY SYSTEM

1	2	3	4	5	6	7	8	9	10	11	12	13	14	15	16
Group Code	Group Name	NAIC Company Code	ID Number	Federal RSSD	CIK	Name of Securities Exchange if Publicly Traded (U.S. or International)	Names of Parent, Subsidiaries Or Affiliates	Domiciliary Location	Relationship to Reporting Entity	Directly Controlled by (Name of Entity/Person)	Type of Control (Ownership, Board, Management, Attorney-in-Fact, Influence, Other)	If Control is Ownership Provide Percentage	Ultimate Controlling Entity(ies)/Person(s)	Is an SCA Filing Required? (Yes/No)	*
			36-4808741				AHP Housing Fund 120, LLC	DE	NIA	Affordable Housing Partners, Inc.	Ownership	0.010	Berkshire Hathaway Inc.	NO	
			38-3979289				AHP Housing Fund 121, LLC	DE	NIA	Affordable Housing Partners, Inc.	Ownership	0.010	Berkshire Hathaway Inc.	NO	
			30-0882410				AHP Housing Fund 122, LLC	DE	NIA	Affordable Housing Partners, Inc.	Ownership	0.010	Berkshire Hathaway Inc.	NO	
			36-4817681				AHP Housing Fund 123, LLC	DE	NIA	Affordable Housing Partners, Inc.	Ownership	0.010	Berkshire Hathaway Inc.	NO	
			61-1769986				AHP Housing Fund 124, LLC	DE	NIA	Affordable Housing Partners, Inc.	Ownership	0.010	Berkshire Hathaway Inc.	NO	
			35-2541695				AHP Housing Fund 125, LLC	DE	NIA	Affordable Housing Partners, Inc.	Ownership	0.010	Berkshire Hathaway Inc.	NO	
			35-2541761				AHP Housing Fund 126, LLC	DE	NIA	Affordable Housing Partners, Inc.	Ownership	0.010	Berkshire Hathaway Inc.	NO	
			30-0883039				AHP Housing Fund 127, LLC	DE	NIA	Affordable Housing Partners, Inc.	Ownership	0.010	Berkshire Hathaway Inc.	NO	
			61-1770291				AHP Housing Fund 128, LLC	DE	NIA	Affordable Housing Partners, Inc.	Ownership	0.010	Berkshire Hathaway Inc.	NO	
			36-4818241				AHP Housing Fund 129, LLC	DE	NIA	Affordable Housing Partners, Inc.	Ownership	0.010	Berkshire Hathaway Inc.	NO	
			32-0474877				AHP Housing Fund 130, LLC	DE	NIA	Affordable Housing Partners, Inc.	Ownership	0.010	Berkshire Hathaway Inc.	NO	
			38-3982589				AHP Housing Fund 131, LLC	DE	NIA	Affordable Housing Partners, Inc.	Ownership	0.010	Berkshire Hathaway Inc.	NO	
			37-1795314				AHP Housing Fund 132, LLC	DE	NIA	Affordable Housing Partners, Inc.	Ownership	0.010	Berkshire Hathaway Inc.	NO	
			61-1773154				AHP Housing Fund 133, LLC	DE	NIA	Affordable Housing Partners, Inc.	Ownership	0.010	Berkshire Hathaway Inc.	NO	
			35-2545094				AHP Housing Fund 134, LLC	DE	NIA	Affordable Housing Partners, Inc.	Ownership	0.010	Berkshire Hathaway Inc.	NO	
			30-0887095				AHP Housing Fund 135, LLC	DE	NIA	Affordable Housing Partners, Inc.	Ownership	0.010	Berkshire Hathaway Inc.	NO	
			32-0478301				AHP Housing Fund 136, LLC	DE	NIA	Affordable Housing Partners, Inc.	Ownership	0.010	Berkshire Hathaway Inc.	NO	
			37-1795669				AHP Housing Fund 137, LLC	DE	NIA	Affordable Housing Partners, Inc.	Ownership	0.010	Berkshire Hathaway Inc.	NO	
			38-3983435				AHP Housing Fund 138, LLC	DE	NIA	Affordable Housing Partners, Inc.	Ownership	0.010	Berkshire Hathaway Inc.	NO	
			30-0887671				AHP Housing Fund 139, LLC	DE	NIA	Affordable Housing Partners, Inc.	Ownership	0.010	Berkshire Hathaway Inc.	NO	
			35-2545764				AHP Housing Fund 140, LLC	DE	NIA	Affordable Housing Partners, Inc.	Ownership	0.010	Berkshire Hathaway Inc.	NO	
			37-1825537				AHP Housing Fund 141, LLC	DE	NIA	Affordable Housing Partners, Inc.	Ownership	0.010	Berkshire Hathaway Inc.	NO	
			36-4835537				AHP Housing Fund 142, LLC	DE	NIA	Affordable Housing Partners, Inc.	Ownership	0.010	Berkshire Hathaway Inc.	NO	
			30-0936774				AHP Housing Fund 143, LLC	DE	NIA	Affordable Housing Partners, Inc.	Ownership	0.010	Berkshire Hathaway Inc.	NO	
			32-0494076				AHP Housing Fund 144, LLC	DE	NIA	Affordable Housing Partners, Inc.	Ownership	0.010	Berkshire Hathaway Inc.	NO	
			35-2560001				AHP Housing Fund 145, LLC	DE	NIA	Affordable Housing Partners, Inc.	Ownership	0.010	Berkshire Hathaway Inc.	NO	
			36-4835565				AHP Housing Fund 146, LLC	DE	NIA	Affordable Housing Partners, Inc.	Ownership	0.010	Berkshire Hathaway Inc.	NO	
			32-0494262				AHP Housing Fund 147, LLC	DE	NIA	Affordable Housing Partners, Inc.	Ownership	0.010	Berkshire Hathaway Inc.	NO	
			38-4002355				AHP Housing Fund 148, LLC	DE	NIA	Affordable Housing Partners, Inc.	Ownership	0.010	Berkshire Hathaway Inc.	NO	
			35-2560176				AHP Housing Fund 149, LLC	DE	NIA	Affordable Housing Partners, Inc.	Ownership	0.010	Berkshire Hathaway Inc.	NO	
			36-4835746				AHP Housing Fund 150, LLC	DE	NIA	Affordable Housing Partners, Inc.	Ownership	0.010	Berkshire Hathaway Inc.	NO	
			36-4842293				AHP Housing Fund 151, LLC	DE	NIA	Affordable Housing Partners, Inc.	Ownership	0.010	Berkshire Hathaway Inc.	NO	
			36-4842314				AHP Housing Fund 152, LLC	DE	NIA	Affordable Housing Partners, Inc.	Ownership	0.010	Berkshire Hathaway Inc.	NO	
			36-4842426				AHP Housing Fund 153, LLC	DE	NIA	Affordable Housing Partners, Inc.	Ownership	0.010	Berkshire Hathaway Inc.	NO	
			30-0947059				AHP Housing Fund 154, LLC	DE	NIA	Affordable Housing Partners, Inc.	Ownership	0.010	Berkshire Hathaway Inc.	NO	
			37-1832512				AHP Housing Fund 155, LLC	DE	NIA	Affordable Housing Partners, Inc.	Ownership	0.010	Berkshire Hathaway Inc.	NO	
			30-0947318				AHP Housing Fund 156, LLC	DE	NIA	Affordable Housing Partners, Inc.	Ownership	0.010	Berkshire Hathaway Inc.	NO	
			35-2567644				AHP Housing Fund 157, LLC	DE	NIA	Affordable Housing Partners, Inc.	Ownership	0.010	Berkshire Hathaway Inc.	NO	
			61-1798765				AHP Housing Fund 158, LLC	DE	NIA	Affordable Housing Partners, Inc.	Ownership	0.010	Berkshire Hathaway Inc.	NO	
			61-1798912				AHP Housing Fund 159, LLC	DE	NIA	Affordable Housing Partners, Inc.	Ownership	0.010	Berkshire Hathaway Inc.	NO	
			30-0947814				AHP Housing Fund 160, LLC	DE	NIA	Affordable Housing Partners, Inc.	Ownership	0.010	Berkshire Hathaway Inc.	NO	
			35-2491061				AHP Housing Fund 161, LLC	DE	NIA	Affordable Housing Partners, Inc.	Ownership	0.010	Berkshire Hathaway Inc.	NO	
			46-4238510				AHP Housing Fund 162, LLC	DE	NIA	Affordable Housing Partners, Inc.	Ownership	0.010	Berkshire Hathaway Inc.	NO	
			38-4024191				AHP Housing Fund 163, LLC	DE	NIA	Affordable Housing Partners, Inc.	Ownership	0.010	Berkshire Hathaway Inc.	NO	
			35-2582442				AHP Housing Fund 164, LLC	DE	NIA	Affordable Housing Partners, Inc.	Ownership	0.010	Berkshire Hathaway Inc.	NO	
			30-0964699				AHP Housing Fund 165, LLC	DE	NIA	Affordable Housing Partners, Inc.	Ownership	0.010	Berkshire Hathaway Inc.	NO	
			38-4024696				AHP Housing Fund 166, LLC	DE	NIA	Affordable Housing Partners, Inc.	Ownership	0.010	Berkshire Hathaway Inc.	NO	
			38-4857260				AHP Housing Fund 167, LLC	DE	NIA	Affordable Housing Partners, Inc.	Ownership	0.010	Berkshire Hathaway Inc.	NO	
			36-4857493				AHP Housing Fund 168, LLC	DE	NIA	Affordable Housing Partners, Inc.	Ownership	0.010	Berkshire Hathaway Inc.	NO	

ANNUAL STATEMENT FOR THE YEAR 2022 OF THE General Re Life Corporation

SCHEDULE Y

PART 1A - DETAIL OF INSURANCE HOLDING COMPANY SYSTEM

1	2	3	4	5	6	7	8	9	10	11	12	13	14	15	16
Group Code	Group Name	NAIC Company Code	ID Number	Federal RSSD	CIK	Name of Securities Exchange if Publicly Traded (U.S. or International)	Names of Parent, Subsidiaries Or Affiliates	Domiciliary Location	Relationship to Reporting Entity	Directly Controlled by (Name of Entity/Person)	Type of Control (Ownership, Board, Management, Attorney-in-Fact, Influence, Other)	If Control is Ownership Provide Percentage	Ultimate Controlling Entity(ies)/Person(s)	Is an SCA Filing Required? (Yes/No)	*
			37-1848411				AHP Housing Fund 169, LLC	DE	NIA	Affordable Housing Partners, Inc.	Ownership	0.010	Berkshire Hathaway Inc.	NO	
			61-1813824				AHP Housing Fund 170, LLC	DE	NIA	Affordable Housing Partners, Inc.	Ownership	0.010	Berkshire Hathaway Inc.	NO	
			35-2593800				AHP Housing Fund 171, LLC	DE	NIA	Affordable Housing Partners, Inc.	Ownership	0.010	Berkshire Hathaway Inc.	NO	
			38-4036461				AHP Housing Fund 172, LLC	DE	NIA	Affordable Housing Partners, Inc.	Ownership	0.010	Berkshire Hathaway Inc.	NO	
			37-1858216				AHP Housing Fund 173, LLC	DE	NIA	Affordable Housing Partners, Inc.	Ownership	0.010	Berkshire Hathaway Inc.	NO	
			32-0531818				AHP Housing Fund 174, LLC	DE	NIA	Affordable Housing Partners, Inc.	Ownership	0.010	Berkshire Hathaway Inc.	NO	
			30-0990079				AHP Housing Fund 175, LLC	DE	NIA	Affordable Housing Partners, Inc.	Ownership	0.010	Berkshire Hathaway Inc.	NO	
			61-1845503				AHP Housing Fund 176, LLC	DE	NIA	Affordable Housing Partners, Inc.	Ownership	0.010	Berkshire Hathaway Inc.	NO	
			61-1845676				AHP Housing Fund 177, LLC	DE	NIA	Affordable Housing Partners, Inc.	Ownership	0.010	Berkshire Hathaway Inc.	NO	
			32-0532426				AHP Housing Fund 178, LLC	DE	NIA	Affordable Housing Partners, Inc.	Ownership	0.010	Berkshire Hathaway Inc.	NO	
			32-0532581				AHP Housing Fund 179, LLC	DE	NIA	Affordable Housing Partners, Inc.	Ownership	0.010	Berkshire Hathaway Inc.	NO	
			37-1859285				AHP Housing Fund 180, LLC	DE	NIA	Affordable Housing Partners, Inc.	Ownership	0.010	Berkshire Hathaway Inc.	NO	
			61-1850267				AHP Housing Fund 181, LLC	DE	NIA	Affordable Housing Partners, Inc.	Ownership	0.010	Berkshire Hathaway Inc.	NO	
			61-1850458				AHP Housing Fund 182, LLC	DE	NIA	Affordable Housing Partners, Inc.	Ownership	0.010	Berkshire Hathaway Inc.	NO	
			37-1863788				AHP Housing Fund 183, LLC	DE	NIA	Affordable Housing Partners, Inc.	Ownership	0.010	Berkshire Hathaway Inc.	NO	
			36-4873049				AHP Housing Fund 185, LLC	DE	NIA	Affordable Housing Partners, Inc.	Ownership	0.010	Berkshire Hathaway Inc.	NO	
			37-1864239				AHP Housing Fund 186, LLC	DE	NIA	Affordable Housing Partners, Inc.	Ownership	0.010	Berkshire Hathaway Inc.	NO	
			35-2600509				AHP Housing Fund 187, LLC	DE	NIA	Affordable Housing Partners, Inc.	Ownership	0.010	Berkshire Hathaway Inc.	NO	
			61-1851088				AHP Housing Fund 188, LLC	DE	NIA	Affordable Housing Partners, Inc.	Ownership	0.010	Berkshire Hathaway Inc.	NO	
			35-2600835				AHP Housing Fund 189, LLC	DE	NIA	Affordable Housing Partners, Inc.	Ownership	0.010	Berkshire Hathaway Inc.	NO	
			35-2600897				AHP Housing Fund 190, LLC	DE	NIA	Affordable Housing Partners, Inc.	Ownership	0.010	Berkshire Hathaway Inc.	NO	
			61-1854168				AHP Housing Fund 191, LLC	DE	NIA	Affordable Housing Partners, Inc.	Ownership	0.010	Berkshire Hathaway Inc.	NO	
			37-1867732				AHP Housing Fund 192, LLC	DE	NIA	Affordable Housing Partners, Inc.	Ownership	0.010	Berkshire Hathaway Inc.	NO	
			32-0541198				AHP Housing Fund 193, LLC	DE	NIA	Affordable Housing Partners, Inc.	Ownership	0.010	Berkshire Hathaway Inc.	NO	
			32-0541366				AHP Housing Fund 194, LLC	DE	NIA	Affordable Housing Partners, Inc.	Ownership	0.010	Berkshire Hathaway Inc.	NO	
			61-1854560				AHP Housing Fund 195, LLC	DE	NIA	Affordable Housing Partners, Inc.	Ownership	0.010	Berkshire Hathaway Inc.	NO	
			36-4876802				AHP Housing Fund 196, LLC	DE	NIA	Affordable Housing Partners, Inc.	Ownership	0.010	Berkshire Hathaway Inc.	NO	
			36-4876946				AHP Housing Fund 197, LLC	DE	NIA	Affordable Housing Partners, Inc.	Ownership	0.010	Berkshire Hathaway Inc.	NO	
			35-2604512				AHP Housing Fund 198, LLC	DE	NIA	Affordable Housing Partners, Inc.	Ownership	0.010	Berkshire Hathaway Inc.	NO	
			32-0541824				AHP Housing Fund 199, LLC	DE	NIA	Affordable Housing Partners, Inc.	Ownership	0.010	Berkshire Hathaway Inc.	NO	
			35-2604877				AHP Housing Fund 200, LLC	DE	NIA	Affordable Housing Partners, Inc.	Ownership	0.010	Berkshire Hathaway Inc.	NO	
			36-4897520				AHP Housing Fund 201, LLC	DE	NIA	Affordable Housing Partners, Inc.	Ownership	0.010	Berkshire Hathaway Inc.	NO	
			36-4897649				AHP Housing Fund 202, LLC	DE	NIA	Affordable Housing Partners, Inc.	Ownership	0.010	Berkshire Hathaway Inc.	NO	
			36-4900671				AHP Housing Fund 203, LLC	DE	NIA	Affordable Housing Partners, Inc.	Ownership	0.010	Berkshire Hathaway Inc.	NO	
			36-4897942				AHP Housing Fund 204, LLC	DE	NIA	Affordable Housing Partners, Inc.	Ownership	0.010	Berkshire Hathaway Inc.	NO	
			36-4900778				AHP Housing Fund 205, LLC	DE	NIA	Affordable Housing Partners, Inc.	Ownership	0.010	Berkshire Hathaway Inc.	NO	
			30-1107271				AHP Housing Fund 206, LLC	DE	NIA	Affordable Housing Partners, Inc.	Ownership	0.010	Berkshire Hathaway Inc.	NO	
			61-1896469				AHP Housing Fund 207, LLC	DE	NIA	Affordable Housing Partners, Inc.	Ownership	0.010	Berkshire Hathaway Inc.	NO	
			38-4088215				AHP Housing Fund 209, LLC	DE	NIA	Affordable Housing Partners, Inc.	Ownership	0.010	Berkshire Hathaway Inc.	NO	
			38-4088238				AHP Housing Fund 210, LLC	DE	NIA	Affordable Housing Partners, Inc.	Ownership	0.010	Berkshire Hathaway Inc.	NO	
			32-0582475				AHP Housing Fund 211, LLC	DE	NIA	Affordable Housing Partners, Inc.	Ownership	0.010	Berkshire Hathaway Inc.	NO	
			32-0582664				AHP Housing Fund 212, LLC	DE	NIA	Affordable Housing Partners, Inc.	Ownership	0.010	Berkshire Hathaway Inc.	NO	
			61-1905812				AHP Housing Fund 213, LLC	DE	NIA	Affordable Housing Partners, Inc.	Ownership	0.010	Berkshire Hathaway Inc.	NO	
			61-1905979				AHP Housing Fund 214, LLC	DE	NIA	Affordable Housing Partners, Inc.	Ownership	0.010	Berkshire Hathaway Inc.	NO	
			38-4097948				AHP Housing Fund 215, LLC	DE	NIA	Affordable Housing Partners, Inc.	Ownership	0.010	Berkshire Hathaway Inc.	NO	
			37-1927033				AHP Housing Fund 216, LLC	DE	NIA	Affordable Housing Partners, Inc.	Ownership	0.010	Berkshire Hathaway Inc.	NO	
			38-4105218				AHP Housing Fund 217, LLC	DE	NIA	Affordable Housing Partners, Inc.	Ownership	0.010	Berkshire Hathaway Inc.	NO	
			35-2656517				AHP Housing Fund 218, LLC	DE	NIA	Affordable Housing Partners, Inc.	Ownership	0.010	Berkshire Hathaway Inc.	NO	
			36-4937921				AHP Housing Fund 221, LLC	DE	NIA	Affordable Housing Partners, Inc.	Ownership	0.010	Berkshire Hathaway Inc.	NO	

ANNUAL STATEMENT FOR THE YEAR 2022 OF THE General Re Life Corporation

SCHEDULE Y
PART 1A - DETAIL OF INSURANCE HOLDING COMPANY SYSTEM

1	2	3	4	5	6	7	8	9	10	11	12	13	14	15	16
Group Code	Group Name	NAIC Company Code	ID Number	Federal RSSD	CIK	Name of Securities Exchange if Publicly Traded (U.S. or International)	Names of Parent, Subsidiaries Or Affiliates	Domiciliary Location	Relationship to Reporting Entity	Directly Controlled by (Name of Entity/Person)	Type of Control (Ownership, Board, Management, Attorney-in-Fact, Influence, Other)	If Control is Ownership Provide Percentage	Ultimate Controlling Entity(ies)/Person(s)	Is an SCA Filing Required? (Yes/No)	*
			35-2661435				AHP Housing Fund 222, LLC	DE	NIA	Affordable Housing Partners, Inc.	Ownership	0.010	Berkshire Hathaway Inc.	NO	
			32-0599607				AHP Housing Fund 224, LLC	DE	NIA	Affordable Housing Partners, Inc.	Ownership	0.010	Berkshire Hathaway Inc.	NO	
			61-1930521				AHP Housing Fund 225, LLC	DE	NIA	Affordable Housing Partners, Inc.	Ownership	0.010	Berkshire Hathaway Inc.	NO	
			84-2794759				AHP Housing Fund 226, LLC	DE	NIA	Affordable Housing Partners, Inc.	Ownership	0.010	Berkshire Hathaway Inc.	NO	
			84-2810128				AHP Housing Fund 227, LLC	DE	NIA	Affordable Housing Partners, Inc.	Ownership	0.010	Berkshire Hathaway Inc.	NO	
			84-2825744				AHP Housing Fund 228, LLC	DE	NIA	Affordable Housing Partners, Inc.	Ownership	0.010	Berkshire Hathaway Inc.	NO	
			84-2848647				AHP Housing Fund 229, LLC	DE	NIA	Affordable Housing Partners, Inc.	Ownership	0.010	Berkshire Hathaway Inc.	NO	
			84-2867804				AHP Housing Fund 230, LLC	DE	NIA	Affordable Housing Partners, Inc.	Ownership	0.010	Berkshire Hathaway Inc.	NO	
			84-2964143				AHP Housing Fund 231, LLC	DE	NIA	Affordable Housing Partners, Inc.	Ownership	0.010	Berkshire Hathaway Inc.	NO	
			84-2983350				AHP Housing Fund 232, LLC	DE	NIA	Affordable Housing Partners, Inc.	Ownership	0.010	Berkshire Hathaway Inc.	NO	
			84-3003311				AHP Housing Fund 233, LLC	DE	NIA	Affordable Housing Partners, Inc.	Ownership	0.010	Berkshire Hathaway Inc.	NO	
			84-3019674				AHP Housing Fund 234, LLC	DE	NIA	Affordable Housing Partners, Inc.	Ownership	0.010	Berkshire Hathaway Inc.	NO	
			84-3034854				AHP Housing Fund 235, LLC	DE	NIA	Affordable Housing Partners, Inc.	Ownership	0.010	Berkshire Hathaway Inc.	NO	
			84-3068466				AHP Housing Fund 236, LLC	DE	NIA	Affordable Housing Partners, Inc.	Ownership	0.010	Berkshire Hathaway Inc.	NO	
			84-3087573				AHP Housing Fund 237, LLC	DE	NIA	Affordable Housing Partners, Inc.	Ownership	0.010	Berkshire Hathaway Inc.	NO	
			84-3098398				AHP Housing Fund 238, LLC	DE	NIA	Affordable Housing Partners, Inc.	Ownership	0.010	Berkshire Hathaway Inc.	NO	
			84-3146518				AHP Housing Fund 239, LLC	DE	NIA	Affordable Housing Partners, Inc.	Ownership	0.010	Berkshire Hathaway Inc.	NO	
			84-3189470				AHP Housing Fund 240, LLC	DE	NIA	Affordable Housing Partners, Inc.	Ownership	0.010	Berkshire Hathaway Inc.	NO	
			84-3235687				AHP Housing Fund 241, LLC	DE	NIA	Affordable Housing Partners, Inc.	Ownership	0.010	Berkshire Hathaway Inc.	NO	
			84-3263777				AHP Housing Fund 242, LLC	DE	NIA	Affordable Housing Partners, Inc.	Ownership	0.010	Berkshire Hathaway Inc.	NO	
			84-3277026				AHP Housing Fund 243, LLC	DE	NIA	Affordable Housing Partners, Inc.	Ownership	0.010	Berkshire Hathaway Inc.	NO	
			84-3298481				AHP Housing Fund 244, LLC	DE	NIA	Affordable Housing Partners, Inc.	Ownership	0.010	Berkshire Hathaway Inc.	NO	
			84-3845054				AHP Housing Fund 246, LLC	DE	NIA	Affordable Housing Partners, Inc.	Ownership	0.010	Berkshire Hathaway Inc.	NO	
			84-3858393				AHP Housing Fund 247, LLC	DE	NIA	Affordable Housing Partners, Inc.	Ownership	0.010	Berkshire Hathaway Inc.	NO	
			84-3886928				AHP Housing Fund 248, LLC	DE	NIA	Affordable Housing Partners, Inc.	Ownership	0.010	Berkshire Hathaway Inc.	NO	
			84-3901367				AHP Housing Fund 249, LLC	DE	NIA	Affordable Housing Partners, Inc.	Ownership	0.010	Berkshire Hathaway Inc.	NO	
			84-3934683				AHP Housing Fund 250, LLC	DE	NIA	Affordable Housing Partners, Inc.	Ownership	0.010	Berkshire Hathaway Inc.	NO	
			84-3957809				AHP Housing Fund 251, LLC	DE	NIA	Affordable Housing Partners, Inc.	Ownership	0.010	Berkshire Hathaway Inc.	NO	
			84-3969639				AHP Housing Fund 252, LLC	DE	NIA	Affordable Housing Partners, Inc.	Ownership	0.010	Berkshire Hathaway Inc.	NO	
			84-4028519				AHP Housing Fund 255, LLC	DE	NIA	Affordable Housing Partners, Inc.	Ownership	0.010	Berkshire Hathaway Inc.	NO	
			85-0601585				AHP Housing Fund 256, LLC	DE	NIA	Affordable Housing Partners, Inc.	Ownership	0.010	Berkshire Hathaway Inc.	NO	
			85-2109161				AHP Housing Fund 257, LLC	DE	NIA	Affordable Housing Partners, Inc.	Ownership	0.010	Berkshire Hathaway Inc.	NO	
			85-0638355				AHP Housing Fund 258, LLC	DE	NIA	Affordable Housing Partners, Inc.	Ownership	0.010	Berkshire Hathaway Inc.	NO	
			85-0653472				AHP Housing Fund 259, LLC	DE	NIA	Affordable Housing Partners, Inc.	Ownership	0.010	Berkshire Hathaway Inc.	NO	
			85-0666262				AHP Housing Fund 260, LLC	DE	NIA	Affordable Housing Partners, Inc.	Ownership	0.010	Berkshire Hathaway Inc.	NO	
			85-0689053				AHP Housing Fund 262, LLC	DE	NIA	Affordable Housing Partners, Inc.	Ownership	0.010	Berkshire Hathaway Inc.	NO	
			85-0703429				AHP Housing Fund 263, LLC	DE	NIA	Affordable Housing Partners, Inc.	Ownership	0.010	Berkshire Hathaway Inc.	NO	
			85-0717117				AHP Housing Fund 264, LLC	DE	NIA	Affordable Housing Partners, Inc.	Ownership	0.010	Berkshire Hathaway Inc.	NO	
			85-0744774				AHP Housing Fund 266, LLC	DE	NIA	Affordable Housing Partners, Inc.	Ownership	0.010	Berkshire Hathaway Inc.	NO	
			85-0773569				AHP Housing Fund 268, LLC	DE	NIA	Affordable Housing Partners, Inc.	Ownership	0.010	Berkshire Hathaway Inc.	NO	
			85-0788645				AHP Housing Fund 269, LLC	DE	NIA	Affordable Housing Partners, Inc.	Ownership	0.010	Berkshire Hathaway Inc.	NO	
			85-0802483				AHP Housing Fund 270, LLC	DE	NIA	Affordable Housing Partners, Inc.	Ownership	0.010	Berkshire Hathaway Inc.	NO	
			85-1746250				AHP Housing Fund 271, LLC	DE	NIA	Affordable Housing Partners, Inc.	Ownership	0.010	Berkshire Hathaway Inc.	NO	
			85-1747778				AHP Housing Fund 272, LLC	DE	NIA	Affordable Housing Partners, Inc.	Ownership	0.010	Berkshire Hathaway Inc.	NO	
			85-1762243				AHP Housing Fund 273, LLC	DE	NIA	Affordable Housing Partners, Inc.	Ownership	0.010	Berkshire Hathaway Inc.	NO	
			85-1798584				AHP Housing Fund 274, LLC	DE	NIA	Affordable Housing Partners, Inc.	Ownership	0.010	Berkshire Hathaway Inc.	NO	
			85-1821947				AHP Housing Fund 275, LLC	DE	NIA	Affordable Housing Partners, Inc.	Ownership	0.010	Berkshire Hathaway Inc.	NO	
			85-1862463				AHP Housing Fund 276, LLC	DE	NIA	Affordable Housing Partners, Inc.	Ownership	0.010	Berkshire Hathaway Inc.	NO	
			85-1880896				AHP Housing Fund 277, LLC	DE	NIA	Affordable Housing Partners, Inc.	Ownership	0.010	Berkshire Hathaway Inc.	NO	

ANNUAL STATEMENT FOR THE YEAR 2022 OF THE General Re Life Corporation

SCHEDULE Y

PART 1A - DETAIL OF INSURANCE HOLDING COMPANY SYSTEM

1	2	3	4	5	6	7	8	9	10	11	12	13	14	15	16
Group Code	Group Name	NAIC Company Code	ID Number	Federal RSSD	CIK	Name of Securities Exchange if Publicly Traded (U.S. or International)	Names of Parent, Subsidiaries Or Affiliates	Domiciliary Location	Relationship to Reporting Entity	Directly Controlled by (Name of Entity/Person)	Type of Control (Ownership, Board, Management, Attorney-in-Fact, Influence, Other)	If Control is Ownership Provide Percentage	Ultimate Controlling Entity(ies)/Person(s)	Is an SCA Filing Required? (Yes/No)	*
			85-1905856				AHP Housing Fund 278, LLC	DE	NIA	Affordable Housing Partners, Inc.	Ownership	0.010	Berkshire Hathaway Inc.	NO	
			85-1934157				AHP Housing Fund 279, LLC	DE	NIA	Affordable Housing Partners, Inc.	Ownership	0.010	Berkshire Hathaway Inc.	NO	
			85-1960324				AHP Housing Fund 280, LLC	DE	NIA	Affordable Housing Partners, Inc.	Ownership	0.010	Berkshire Hathaway Inc.	NO	
			85-3116711				AHP Housing Fund 281, LLC	DE	NIA	Affordable Housing Partners, Inc.	Ownership	0.010	Berkshire Hathaway Inc.	NO	
			85-3138006				AHP Housing Fund 282, LLC	DE	NIA	Affordable Housing Partners, Inc.	Ownership	0.010	Berkshire Hathaway Inc.	NO	
			85-3168346				AHP Housing Fund 283, LLC	DE	NIA	Affordable Housing Partners, Inc.	Ownership	0.010	Berkshire Hathaway Inc.	NO	
			85-3182265				AHP Housing Fund 284, LLC	DE	NIA	Affordable Housing Partners, Inc.	Ownership	0.010	Berkshire Hathaway Inc.	NO	
			85-3230113				AHP Housing Fund 286, LLC	DE	NIA	Affordable Housing Partners, Inc.	Ownership	0.010	Berkshire Hathaway Inc.	NO	
			85-3241496				AHP Housing Fund 287, LLC	DE	NIA	Affordable Housing Partners, Inc.	Ownership	0.010	Berkshire Hathaway Inc.	NO	
			85-3363427				AHP Housing Fund 288, LLC	DE	NIA	Affordable Housing Partners, Inc.	Ownership	0.010	Berkshire Hathaway Inc.	NO	
			85-3384328				AHP Housing Fund 289, LLC	DE	NIA	Affordable Housing Partners, Inc.	Ownership	0.010	Berkshire Hathaway Inc.	NO	
			85-3417470				AHP Housing Fund 290, LLC	DE	NIA	Affordable Housing Partners, Inc.	Ownership	0.010	Berkshire Hathaway Inc.	NO	
			86-1563367				AHP Housing Fund 291, LLC	DE	NIA	Affordable Housing Partners, Inc.	Ownership	0.010	Berkshire Hathaway Inc.	NO	
			86-1587069				AHP Housing Fund 292, LLC	DE	NIA	Affordable Housing Partners, Inc.	Ownership	0.010	Berkshire Hathaway Inc.	NO	
			86-1641859				AHP Housing Fund 293, LLC	DE	NIA	Affordable Housing Partners, Inc.	Ownership	0.010	Berkshire Hathaway Inc.	NO	
			86-1677104				AHP Housing Fund 294, LLC	DE	NIA	Affordable Housing Partners, Inc.	Ownership	0.010	Berkshire Hathaway Inc.	NO	
			86-1706250				AHP Housing Fund 295, LLC	DE	NIA	Affordable Housing Partners, Inc.	Ownership	0.010	Berkshire Hathaway Inc.	NO	
			86-1759273				AHP Housing Fund 297, LLC	DE	NIA	Affordable Housing Partners, Inc.	Ownership	0.010	Berkshire Hathaway Inc.	NO	
			86-1785547				AHP Housing Fund 298, LLC	DE	NIA	Affordable Housing Partners, Inc.	Ownership	0.010	Berkshire Hathaway Inc.	NO	
			86-1818860				AHP Housing Fund 299, LLC	DE	NIA	Affordable Housing Partners, Inc.	Ownership	0.010	Berkshire Hathaway Inc.	NO	
			86-1847805				AHP Housing Fund 300, LLC	DE	NIA	Affordable Housing Partners, Inc.	Ownership	0.010	Berkshire Hathaway Inc.	NO	
			87-2063254				AHP Housing Fund 301, LLC	DE	NIA	Affordable Housing Partners, Inc.	Ownership	0.010	Berkshire Hathaway Inc.	NO	
			87-2106509				AHP Housing Fund 302, LLC	DE	NIA	Affordable Housing Partners, Inc.	Ownership	0.010	Berkshire Hathaway Inc.	NO	
			87-2110744				AHP Housing Fund 303, LLC	DE	NIA	Affordable Housing Partners, Inc.	Ownership	0.010	Berkshire Hathaway Inc.	NO	
			87-2144690				AHP Housing Fund 304, LLC	DE	NIA	Affordable Housing Partners, Inc.	Ownership	0.010	Berkshire Hathaway Inc.	NO	
			87-2155635				AHP Housing Fund 305, LLC	DE	NIA	Affordable Housing Partners, Inc.	Ownership	0.010	Berkshire Hathaway Inc.	NO	
			87-2173325				AHP Housing Fund 306, LLC	DE	NIA	Affordable Housing Partners, Inc.	Ownership	0.010	Berkshire Hathaway Inc.	NO	
			87-2248828				AHP Housing Fund 307, LLC	DE	NIA	Affordable Housing Partners, Inc.	Ownership	0.010	Berkshire Hathaway Inc.	NO	
			87-2272005				AHP Housing Fund 308, LLC	DE	NIA	Affordable Housing Partners, Inc.	Ownership	0.010	Berkshire Hathaway Inc.	NO	
			87-2284224				AHP Housing Fund 309, LLC	DE	NIA	Affordable Housing Partners, Inc.	Ownership	0.010	Berkshire Hathaway Inc.	NO	
			87-2311859				AHP Housing Fund 310, LLC	DE	NIA	Affordable Housing Partners, Inc.	Ownership	0.010	Berkshire Hathaway Inc.	NO	
			87-3350626				AHP Housing Fund 311, LLC	DE	NIA	Affordable Housing Partners, Inc.	Ownership	0.010	Berkshire Hathaway Inc.	NO	
			87-3372574				AHP Housing Fund 312, LLC	DE	NIA	Affordable Housing Partners, Inc.	Ownership	0.010	Berkshire Hathaway Inc.	NO	
			87-3392197				AHP Housing Fund 313, LLC	DE	NIA	Affordable Housing Partners, Inc.	Ownership	0.010	Berkshire Hathaway Inc.	NO	
			87-3412497				AHP Housing Fund 314, LLC	DE	NIA	Affordable Housing Partners, Inc.	Ownership	0.010	Berkshire Hathaway Inc.	NO	
			87-3432740				AHP Housing Fund 315, LLC	DE	NIA	Affordable Housing Partners, Inc.	Ownership	0.010	Berkshire Hathaway Inc.	NO	
			87-3449412				AHP Housing Fund 316, LLC	DE	NIA	Affordable Housing Partners, Inc.	Ownership	0.010	Berkshire Hathaway Inc.	NO	
			87-3475077				AHP Housing Fund 317, LLC	DE	NIA	Affordable Housing Partners, Inc.	Ownership	0.010	Berkshire Hathaway Inc.	NO	
			87-3516313				AHP Housing Fund 319, LLC	DE	NIA	Affordable Housing Partners, Inc.	Ownership	0.010	Berkshire Hathaway Inc.	NO	
			87-3531918				AHP Housing Fund 320, LLC	DE	NIA	Affordable Housing Partners, Inc.	Ownership	0.010	Berkshire Hathaway Inc.	NO	
			88-1706172				AHP Housing Fund 321, LLC	DE	NIA	Affordable Housing Partners, Inc.	Ownership	0.010	Berkshire Hathaway Inc.	NO	
			88-1716679				AHP Housing Fund 322, LLC	DE	NIA	Affordable Housing Partners, Inc.	Ownership	0.010	Berkshire Hathaway Inc.	NO	
			88-1744535				AHP Housing Fund 323, LLC	DE	NIA	Affordable Housing Partners, Inc.	Ownership	0.010	Berkshire Hathaway Inc.	NO	
			88-1773046				AHP Housing Fund 324, LLC	DE	NIA	Affordable Housing Partners, Inc.	Ownership	0.010	Berkshire Hathaway Inc.	NO	
			88-1791668				AHP Housing Fund 325, LLC	DE	NIA	Affordable Housing Partners, Inc.	Ownership	0.010	Berkshire Hathaway Inc.	NO	
			88-1841033				AHP Housing Fund 326, LLC	DE	NIA	Affordable Housing Partners, Inc.	Ownership	0.010	Berkshire Hathaway Inc.	NO	
			88-1876859				AHP Housing Fund 327, LLC	DE	NIA	Affordable Housing Partners, Inc.	Ownership	0.010	Berkshire Hathaway Inc.	NO	
			88-1917979				AHP Housing Fund 328, LLC	DE	NIA	Affordable Housing Partners, Inc.	Ownership	0.010	Berkshire Hathaway Inc.	NO	
			88-1931898				AHP Housing Fund 329, LLC	DE	NIA	Affordable Housing Partners, Inc.	Ownership	0.010	Berkshire Hathaway Inc.	NO	

ANNUAL STATEMENT FOR THE YEAR 2022 OF THE General Re Life Corporation

SCHEDULE Y

PART 1A - DETAIL OF INSURANCE HOLDING COMPANY SYSTEM

1	2	3	4	5	6	7	8	9	10	11	12	13	14	15	16
Group Code	Group Name	NAIC Company Code	ID Number	Federal RSSD	CIK	Name of Securities Exchange if Publicly Traded (U.S. or International)	Names of Parent, Subsidiaries Or Affiliates	Domiciliary Location	Relationship to Reporting Entity	Directly Controlled by (Name of Entity/Person)	Type of Control (Ownership, Board, Management, Attorney-in-Fact, Influence, Other)	If Control is Ownership Provide Percentage	Ultimate Controlling Entity(ies)/Person(s)	Is an SCA Filing Required? (Yes/No)	*
			88-1950438				AHP Housing Fund 330, LLC	DE	NIA	Affordable Housing Partners, Inc.	Ownership	0.010	Berkshire Hathaway Inc.	NO	
			88-3719022				AHP Housing Fund 331, LLC	DE	NIA	Affordable Housing Partners, Inc.	Ownership	0.010	Berkshire Hathaway Inc.	NO	
			88-3729001				AHP Housing Fund 332, LLC	DE	NIA	Affordable Housing Partners, Inc.	Ownership	0.010	Berkshire Hathaway Inc.	NO	
			88-3751559				AHP Housing Fund 333, LLC	DE	NIA	Affordable Housing Partners, Inc.	Ownership	0.010	Berkshire Hathaway Inc.	NO	
			88-3771611				AHP Housing Fund 334, LLC	DE	NIA	Affordable Housing Partners, Inc.	Ownership	0.010	Berkshire Hathaway Inc.	NO	
			88-3791671				AHP Housing Fund 335, LLC	DE	NIA	Affordable Housing Partners, Inc.	Ownership	0.010	Berkshire Hathaway Inc.	NO	
			88-3810803				AHP Housing Fund 336, LLC	DE	NIA	Affordable Housing Partners, Inc.	Ownership	0.010	Berkshire Hathaway Inc.	NO	
			88-3836582				AHP Housing Fund 337, LLC	DE	NIA	Affordable Housing Partners, Inc.	Ownership	0.010	Berkshire Hathaway Inc.	NO	
			88-3860476				AHP Housing Fund 338, LLC	DE	NIA	Affordable Housing Partners, Inc.	Ownership	0.010	Berkshire Hathaway Inc.	NO	
			88-3881761				AHP Housing Fund 339, LLC	DE	NIA	Affordable Housing Partners, Inc.	Ownership	0.010	Berkshire Hathaway Inc.	NO	
			88-3901910				AHP Housing Fund 340, LLC	DE	NIA	Affordable Housing Partners, Inc.	Ownership	0.010	Berkshire Hathaway Inc.	NO	
			92-0601838				AHP Housing Fund 341, LLC	DE	NIA	Affordable Housing Partners, Inc.	Ownership	0.010	Berkshire Hathaway Inc.	NO	
			88-4159050				AHP Housing Fund 342, LLC	DE	NIA	Affordable Housing Partners, Inc.	Ownership	0.010	Berkshire Hathaway Inc.	NO	
			92-0627394				AHP Housing Fund 343, LLC	DE	NIA	Affordable Housing Partners, Inc.	Ownership	0.010	Berkshire Hathaway Inc.	NO	
			92-0647879				AHP Housing Fund 344, LLC	DE	NIA	Affordable Housing Partners, Inc.	Ownership	0.010	Berkshire Hathaway Inc.	NO	
			92-0657618				AHP Housing Fund 345, LLC	DE	NIA	Affordable Housing Partners, Inc.	Ownership	0.010	Berkshire Hathaway Inc.	NO	
			92-0673905				AHP Housing Fund 346, LLC	DE	NIA	Affordable Housing Partners, Inc.	Ownership	0.010	Berkshire Hathaway Inc.	NO	
			88-4189569				AHP Housing Fund 347, LLC	DE	NIA	Affordable Housing Partners, Inc.	Ownership	0.010	Berkshire Hathaway Inc.	NO	
			92-0727762				AHP Housing Fund 348, LLC	DE	NIA	Affordable Housing Partners, Inc.	Ownership	0.010	Berkshire Hathaway Inc.	NO	
			92-0744407				AHP Housing Fund 349, LLC	DE	NIA	Affordable Housing Partners, Inc.	Ownership	0.010	Berkshire Hathaway Inc.	NO	
			88-4201422				AHP Housing Fund 350, LLC	DE	NIA	Affordable Housing Partners, Inc.	Ownership	0.010	Berkshire Hathaway Inc.	NO	
			84-3047721				AHP SLP LLC	DE	NIA	Affordable Housing Partners, Inc.	Ownership	0.010	Berkshire Hathaway Inc.	NO	
			83-3050414				AHP State Affordable 3, LLC	DE	NIA	Affordable Housing Partners, Inc.	Ownership	0.010	Berkshire Hathaway Inc.	NO	
			32-0406704				AHP State Affordable, LLC	DE	NIA	Affordable Housing Partners, Inc.	Ownership	100.000	Berkshire Hathaway Inc.	NO	
			38-3898386				AHP State Housing Fund 1, LLC	DE	NIA	Affordable Housing Partners, Inc.	Ownership	0.010	Berkshire Hathaway Inc.	NO	
			35-2468668				AHP State Housing Fund 2, LLC	DE	NIA	Affordable Housing Partners, Inc.	Ownership	0.010	Berkshire Hathaway Inc.	NO	
			32-0402570				AHP State Housing Fund 3, LLC	DE	NIA	Affordable Housing Partners, Inc.	Ownership	0.010	Berkshire Hathaway Inc.	NO	
			37-1714820				AHP State Housing Fund 4, LLC	DE	NIA	Affordable Housing Partners, Inc.	Ownership	0.010	Berkshire Hathaway Inc.	NO	
			32-0402970				AHP State Housing Fund 5, LLC	DE	NIA	Affordable Housing Partners, Inc.	Ownership	0.010	Berkshire Hathaway Inc.	NO	
			61-1866382				AHP State Housing Fund 6, LLC	DE	NIA	Affordable Housing Partners, Inc.	Ownership	0.010	Berkshire Hathaway Inc.	NO	
			61-1866540				AHP State Housing Fund 7, LLC	DE	NIA	Affordable Housing Partners, Inc.	Ownership	0.010	Berkshire Hathaway Inc.	NO	
			61-1866585				AHP State Housing Fund 8, LLC	DE	NIA	Affordable Housing Partners, Inc.	Ownership	0.010	Berkshire Hathaway Inc.	NO	
			36-4889302				AHP State Housing Fund 9, LLC	DE	NIA	Affordable Housing Partners, Inc.	Ownership	0.010	Berkshire Hathaway Inc.	NO	
			30-1031690				AHP State Housing Fund 10, LLC	DE	NIA	Affordable Housing Partners, Inc.	Ownership	0.010	Berkshire Hathaway Inc.	NO	
			85-3262876				AHP State Housing Fund 11, LLC	DE	NIA	Affordable Housing Partners, Inc.	Ownership	0.010	Berkshire Hathaway Inc.	NO	
			85-3288529				AHP State Housing Fund 12, LLC	DE	NIA	Affordable Housing Partners, Inc.	Ownership	0.010	Berkshire Hathaway Inc.	NO	
			85-3298919				AHP State Housing Fund 13, LLC	DE	NIA	Affordable Housing Partners, Inc.	Ownership	0.010	Berkshire Hathaway Inc.	NO	
			85-3325040				AHP State Housing Fund 14, LLC	DE	NIA	Affordable Housing Partners, Inc.	Ownership	0.010	Berkshire Hathaway Inc.	NO	
			85-3344981				AHP State Housing Fund 15, LLC	DE	NIA	Affordable Housing Partners, Inc.	Ownership	0.010	Berkshire Hathaway Inc.	NO	
			85-3449216				AHP State Housing Fund 16, LLC	DE	NIA	Affordable Housing Partners, Inc.	Ownership	0.010	Berkshire Hathaway Inc.	NO	
			85-3553551				AHP State Housing Fund 17, LLC	DE	NIA	Affordable Housing Partners, Inc.	Ownership	0.010	Berkshire Hathaway Inc.	NO	
			85-3489037				AHP State Housing Fund 18, LLC	DE	NIA	Affordable Housing Partners, Inc.	Ownership	0.010	Berkshire Hathaway Inc.	NO	
			85-3528525				AHP State Housing Fund 19, LLC	DE	NIA	Affordable Housing Partners, Inc.	Ownership	0.010	Berkshire Hathaway Inc.	NO	
			85-3551155				AHP State Housing Fund 20, LLC	DE	NIA	Affordable Housing Partners, Inc.	Ownership	0.010	Berkshire Hathaway Inc.	NO	
							Hunt Capital Partners Tax Credit Fund 2012 - Oak Hill, LLC (PKA AHP Housing Fund 13, LLC)	DE	NIA	Affordable Housing Partners, Inc.	Ownership	0.010	Berkshire Hathaway Inc.	NO	
			30-0746548					DE	NIA	Affordable Housing Partners, Inc.	Ownership	0.010	Berkshire Hathaway Inc.	NO	

ANNUAL STATEMENT FOR THE YEAR 2022 OF THE General Re Life Corporation

SCHEDULE Y

PART 1A - DETAIL OF INSURANCE HOLDING COMPANY SYSTEM

1	2	3	4	5	6	7	8	9	10	11	12	13	14	15	16
Group Code	Group Name	NAIC Company Code	ID Number	Federal RSSD	CIK	Name of Securities Exchange if Publicly Traded (U.S. or International)	Names of Parent, Subsidiaries Or Affiliates	Domiciliary Location	Relationship to Reporting Entity	Directly Controlled by (Name of Entity/Person)	Type of Control (Ownership, Board, Management, Attorney-in-Fact, Influence, Other)	If Control is Ownership Provide Percentage	Ultimate Controlling Entity(ies)/Person(s)	Is an SCA Filing Required? (Yes/No)	*
			20-0298402				SunAmerica Affordable Housing Partners 127, A Nevada Limited Partnership	NV	NIA	Affordable Housing Partners, Inc.	Ownership	99.990	Berkshire Hathaway Inc.	NO	
			61-1702231				SunAmerica Affordable Housing Partners 176, A Nevada Limited Partnership	NV	NIA	Affordable Housing Partners, Inc.	Ownership	99.990	Berkshire Hathaway Inc.	NO	
			84-3740408				AHP Federal and State Affordable 1, LLC	DE	NIA	AHP 1, L.P.	Ownership	0.010	Berkshire Hathaway Inc.	NO	
			32-0537244				AHP Housing Fund 184, LLC	DE	NIA	AHP 1, L.P.	Ownership	0.010	Berkshire Hathaway Inc.	NO	
			35-2634705				AHP Housing Fund 208, LLC	DE	NIA	AHP 1, L.P.	Ownership	0.010	Berkshire Hathaway Inc.	NO	
			30-1168040				AHP Housing Fund 219, LLC	DE	NIA	AHP 1, L.P.	Ownership	0.010	Berkshire Hathaway Inc.	NO	
			35-2652105				AHP Housing Fund 220, LLC	DE	NIA	AHP 1, L.P.	Ownership	0.010	Berkshire Hathaway Inc.	NO	
			32-0599451				AHP Housing Fund 223, LLC	DE	NIA	AHP 1, L.P.	Ownership	0.010	Berkshire Hathaway Inc.	NO	
			84-3313603				AHP Housing Fund 245, LLC	DE	NIA	AHP 1, L.P.	Ownership	0.010	Berkshire Hathaway Inc.	NO	
			84-3998016				AHP Housing Fund 253, LLC	DE	NIA	AHP 1, L.P.	Ownership	0.010	Berkshire Hathaway Inc.	NO	
			84-4013926				AHP Housing Fund 254, LLC	DE	NIA	AHP 1, L.P.	Ownership	0.010	Berkshire Hathaway Inc.	NO	
			85-0678113				AHP Housing Fund 261, LLC	DE	NIA	AHP 1, L.P.	Ownership	0.010	Berkshire Hathaway Inc.	NO	
			85-0731519				AHP Housing Fund 265, LLC	DE	NIA	AHP 1, L.P.	Ownership	0.010	Berkshire Hathaway Inc.	NO	
			85-0756678				AHP Housing Fund 267, LLC	DE	NIA	AHP 1, L.P.	Ownership	0.010	Berkshire Hathaway Inc.	NO	
			85-3198380				AHP Housing Fund 285, LLC	DE	NIA	AHP 1, L.P.	Ownership	0.010	Berkshire Hathaway Inc.	NO	
			86-1734156				AHP Housing Fund 296, LLC	DE	NIA	AHP 1, L.P.	Ownership	0.010	Berkshire Hathaway Inc.	NO	
			87-3496297				AHP Housing Fund 318, LLC	DE	NIA	AHP 1, L.P.	Ownership	0.010	Berkshire Hathaway Inc.	NO	
			37-1737103				AHP State Affordable 1, LLC	DE	NIA	AHP 1, L.P.	Ownership	0.010	Berkshire Hathaway Inc.	NO	
			32-0481155				AHP State Affordable 2, LLC	DE	NIA	AHP 1, L.P.	Ownership	0.010	Berkshire Hathaway Inc.	NO	
			84-3755052				AHP Federal and State Affordable 2, LLC	DE	NIA	AHP Affordable, LLC	Ownership	99.990	Berkshire Hathaway Inc.	NO	
			84-3786733				AHP Federal and State Affordable 3, LLC	DE	NIA	AHP Affordable, LLC	Ownership	99.990	Berkshire Hathaway Inc.	NO	
			35-2447768				AHP Housing Fund 1, LLC	NV	NIA	AHP Affordable, LLC	Ownership	99.990	Berkshire Hathaway Inc.	NO	
			30-0741786				AHP Housing Fund 2, LLC	NV	NIA	AHP Affordable, LLC	Ownership	99.990	Berkshire Hathaway Inc.	NO	
			61-1690303				AHP Housing Fund 3, LLC	NV	NIA	AHP Affordable, LLC	Ownership	99.990	Berkshire Hathaway Inc.	NO	
			35-2447999				AHP Housing Fund 4, LLC	NV	NIA	AHP Affordable, LLC	Ownership	99.990	Berkshire Hathaway Inc.	NO	
			38-3879542				AHP Housing Fund 8, LLC	DE	NIA	AHP Affordable, LLC	Ownership	99.990	Berkshire Hathaway Inc.	NO	
			38-3879644				AHP Housing Fund 9, LLC	DE	NIA	AHP Affordable, LLC	Ownership	99.990	Berkshire Hathaway Inc.	NO	
			38-3879703				AHP Housing Fund 10, LLC	DE	NIA	AHP Affordable, LLC	Ownership	99.990	Berkshire Hathaway Inc.	NO	
			37-1698937				AHP Housing Fund 11, LLC	DE	NIA	AHP Affordable, LLC	Ownership	99.990	Berkshire Hathaway Inc.	NO	
			37-1698993				AHP Housing Fund 12, LLC	DE	NIA	AHP Affordable, LLC	Ownership	99.990	Berkshire Hathaway Inc.	NO	
			38-3882204				AHP Housing Fund 14, LLC	DE	NIA	AHP Affordable, LLC	Ownership	99.990	Berkshire Hathaway Inc.	NO	
			61-1690180				AHP Housing Fund 15, LLC	DE	NIA	AHP Affordable, LLC	Ownership	99.990	Berkshire Hathaway Inc.	NO	
			37-1700908				AHP Housing Fund 16, LLC	DE	NIA	AHP Affordable, LLC	Ownership	99.990	Berkshire Hathaway Inc.	NO	
			36-4740813				AHP Housing Fund 17, LLC	DE	NIA	AHP Affordable, LLC	Ownership	99.990	Berkshire Hathaway Inc.	NO	
			30-0748965				AHP Housing Fund 18, LLC	DE	NIA	AHP Affordable, LLC	Ownership	99.990	Berkshire Hathaway Inc.	NO	
			36-4741393				AHP Housing Fund 19, LLC	DE	NIA	AHP Affordable, LLC	Ownership	99.990	Berkshire Hathaway Inc.	NO	
			37-1701500				AHP Housing Fund 20, LLC	DE	NIA	AHP Affordable, LLC	Ownership	99.990	Berkshire Hathaway Inc.	NO	
			36-4745479				AHP Housing Fund 21, LLC	DE	NIA	AHP Affordable, LLC	Ownership	99.990	Berkshire Hathaway Inc.	NO	
			30-0753286				AHP Housing Fund 22, LLC	DE	NIA	AHP Affordable, LLC	Ownership	99.990	Berkshire Hathaway Inc.	NO	
			61-1696001				AHP Housing Fund 23, LLC	DE	NIA	AHP Affordable, LLC	Ownership	99.990	Berkshire Hathaway Inc.	NO	
			38-3889831				AHP Housing Fund 24, LLC	DE	NIA	AHP Affordable, LLC	Ownership	99.990	Berkshire Hathaway Inc.	NO	
			32-0392000				AHP Housing Fund 25, LLC	DE	NIA	AHP Affordable, LLC	Ownership	99.990	Berkshire Hathaway Inc.	NO	
			61-1698204				AHP Housing Fund 26, LLC	DE	NIA	AHP Affordable, LLC	Ownership	99.990	Berkshire Hathaway Inc.	NO	
			35-2460781				AHP Housing Fund 27, LLC	DE	NIA	AHP Affordable, LLC	Ownership	99.990	Berkshire Hathaway Inc.	NO	
			36-4747707				AHP Housing Fund 28, LLC	DE	NIA	AHP Affordable, LLC	Ownership	99.990	Berkshire Hathaway Inc.	NO	
			38-3892372				AHP Housing Fund 29, LLC	DE	NIA	AHP Affordable, LLC	Ownership	99.990	Berkshire Hathaway Inc.	NO	
			32-0394468				AHP Housing Fund 30, LLC	DE	NIA	AHP Affordable, LLC	Ownership	99.990	Berkshire Hathaway Inc.	NO	

ANNUAL STATEMENT FOR THE YEAR 2022 OF THE General Re Life Corporation

SCHEDULE Y

PART 1A - DETAIL OF INSURANCE HOLDING COMPANY SYSTEM

1	2	3	4	5	6	7	8	9	10	11	12	13	14	15	16
Group Code	Group Name	NAIC Company Code	ID Number	Federal RSSD	CIK	Name of Securities Exchange if Publicly Traded (U.S. or International)	Names of Parent, Subsidiaries Or Affiliates	Domiciliary Location	Relationship to Reporting Entity	Directly Controlled by (Name of Entity/Person)	Type of Control (Ownership, Board, Management, Attorney-in-Fact, Influence, Other)	If Control is Ownership Provide Percentage	Ultimate Controlling Entity(ies)/Person(s)	Is an SCA Filing Required? (Yes/No)	*
			38-3897538				AHP Housing Fund 31, LLC	DE	NIA	AHP Affordable, LLC	Ownership	99.990	Berkshire Hathaway Inc.	NO	
			35-2467652				AHP Housing Fund 32, LLC	DE	NIA	AHP Affordable, LLC	Ownership	99.990	Berkshire Hathaway Inc.	NO	
			32-0401323				AHP Housing Fund 33, LLC	DE	NIA	AHP Affordable, LLC	Ownership	99.990	Berkshire Hathaway Inc.	NO	
			36-4754245				AHP Housing Fund 34, LLC	DE	NIA	AHP Affordable, LLC	Ownership	99.990	Berkshire Hathaway Inc.	NO	
			37-1714447				AHP Housing Fund 35, LLC	DE	NIA	AHP Affordable, LLC	Ownership	99.990	Berkshire Hathaway Inc.	NO	
			38-3902079				AHP Housing Fund 36, LLC	DE	NIA	AHP Affordable, LLC	Ownership	99.990	Berkshire Hathaway Inc.	NO	
			35-2471973				AHP Housing Fund 37, LLC	DE	NIA	AHP Affordable, LLC	Ownership	99.990	Berkshire Hathaway Inc.	NO	
			35-2472106				AHP Housing Fund 38, LLC	DE	NIA	AHP Affordable, LLC	Ownership	99.990	Berkshire Hathaway Inc.	NO	
			38-3902536				AHP Housing Fund 39, LLC	DE	NIA	AHP Affordable, LLC	Ownership	99.990	Berkshire Hathaway Inc.	NO	
			61-1708891				AHP Housing Fund 40, LLC	DE	NIA	AHP Affordable, LLC	Ownership	99.990	Berkshire Hathaway Inc.	NO	
			35-2473885				AHP Housing Fund 41, LLC	DE	NIA	AHP Affordable, LLC	Ownership	99.990	Berkshire Hathaway Inc.	NO	
			37-1730403				AHP Housing Fund 42, LLC	DE	NIA	AHP Affordable, LLC	Ownership	99.990	Berkshire Hathaway Inc.	NO	
			36-4759558				AHP Housing Fund 43, LLC	DE	NIA	AHP Affordable, LLC	Ownership	99.990	Berkshire Hathaway Inc.	NO	
			35-2474426				AHP Housing Fund 44, LLC	DE	NIA	AHP Affordable, LLC	Ownership	99.990	Berkshire Hathaway Inc.	NO	
			32-0408414				AHP Housing Fund 45, LLC	DE	NIA	AHP Affordable, LLC	Ownership	99.990	Berkshire Hathaway Inc.	NO	
			38-3906191				AHP Housing Fund 46, LLC	DE	NIA	AHP Affordable, LLC	Ownership	99.990	Berkshire Hathaway Inc.	NO	
			37-1732357				AHP Housing Fund 47, LLC	DE	NIA	AHP Affordable, LLC	Ownership	99.990	Berkshire Hathaway Inc.	NO	
			61-1712848				AHP Housing Fund 48, LLC	DE	NIA	AHP Affordable, LLC	Ownership	99.990	Berkshire Hathaway Inc.	NO	
			61-1712834				AHP Housing Fund 49, LLC	DE	NIA	AHP Affordable, LLC	Ownership	99.990	Berkshire Hathaway Inc.	NO	
			36-4761904				AHP Housing Fund 50, LLC	DE	NIA	AHP Affordable, LLC	Ownership	99.990	Berkshire Hathaway Inc.	NO	
			36-4766883				AHP Housing Fund 51, LLC	DE	NIA	AHP Affordable, LLC	Ownership	99.990	Berkshire Hathaway Inc.	NO	
			36-4766761				AHP Housing Fund 52, LLC	DE	NIA	AHP Affordable, LLC	Ownership	99.990	Berkshire Hathaway Inc.	NO	
			35-2481833				AHP Housing Fund 53, LLC	DE	NIA	AHP Affordable, LLC	Ownership	99.990	Berkshire Hathaway Inc.	NO	
			35-2482129				AHP Housing Fund 54, LLC	DE	NIA	AHP Affordable, LLC	Ownership	99.990	Berkshire Hathaway Inc.	NO	
			35-2482304				AHP Housing Fund 55, LLC	DE	NIA	AHP Affordable, LLC	Ownership	99.990	Berkshire Hathaway Inc.	NO	
			36-4769781				AHP Housing Fund 56, LLC	DE	NIA	AHP Affordable, LLC	Ownership	99.990	Berkshire Hathaway Inc.	NO	
			35-2485081				AHP Housing Fund 57, LLC	DE	NIA	AHP Affordable, LLC	Ownership	99.990	Berkshire Hathaway Inc.	NO	
			61-1720994				AHP Housing Fund 58, LLC	DE	NIA	AHP Affordable, LLC	Ownership	99.990	Berkshire Hathaway Inc.	NO	
			30-0796821				AHP Housing Fund 59, LLC	DE	NIA	AHP Affordable, LLC	Ownership	99.990	Berkshire Hathaway Inc.	NO	
			32-0419250				AHP Housing Fund 60, LLC	DE	NIA	AHP Affordable, LLC	Ownership	99.990	Berkshire Hathaway Inc.	NO	
			37-1747784				AHP Housing Fund 61, LLC	DE	NIA	AHP Affordable, LLC	Ownership	99.990	Berkshire Hathaway Inc.	NO	
			37-1747645				AHP Housing Fund 62, LLC	DE	NIA	AHP Affordable, LLC	Ownership	99.990	Berkshire Hathaway Inc.	NO	
			36-4776817				AHP Housing Fund 63, LLC	DE	NIA	AHP Affordable, LLC	Ownership	99.990	Berkshire Hathaway Inc.	NO	
			38-3922251				AHP Housing Fund 64, LLC	DE	NIA	AHP Affordable, LLC	Ownership	99.990	Berkshire Hathaway Inc.	NO	
			30-0806700				AHP Housing Fund 65, LLC	DE	NIA	AHP Affordable, LLC	Ownership	99.990	Berkshire Hathaway Inc.	NO	
			30-0809323				AHP Housing Fund 66, LLC	DE	NIA	AHP Affordable, LLC	Ownership	99.990	Berkshire Hathaway Inc.	NO	
			32-0433421				AHP Housing Fund 67, LLC	DE	NIA	AHP Affordable, LLC	Ownership	99.990	Berkshire Hathaway Inc.	NO	
			37-1750454				AHP Housing Fund 68, LLC	DE	NIA	AHP Affordable, LLC	Ownership	99.990	Berkshire Hathaway Inc.	NO	
			36-4779168				AHP Housing Fund 69, LLC	DE	NIA	AHP Affordable, LLC	Ownership	99.990	Berkshire Hathaway Inc.	NO	
			38-3924882				AHP Housing Fund 70, LLC	DE	NIA	AHP Affordable, LLC	Ownership	99.990	Berkshire Hathaway Inc.	NO	
			38-3924866				AHP Housing Fund 71, LLC	DE	NIA	AHP Affordable, LLC	Ownership	99.990	Berkshire Hathaway Inc.	NO	
			30-0819271				AHP Housing Fund 72, LLC	DE	NIA	AHP Affordable, LLC	Ownership	99.990	Berkshire Hathaway Inc.	NO	
			32-0437224				AHP Housing Fund 73, LLC	DE	NIA	AHP Affordable, LLC	Ownership	99.990	Berkshire Hathaway Inc.	NO	
			37-1754306				AHP Housing Fund 74, LLC	DE	NIA	AHP Affordable, LLC	Ownership	99.990	Berkshire Hathaway Inc.	NO	
			38-3928485				AHP Housing Fund 75, LLC	DE	NIA	AHP Affordable, LLC	Ownership	99.990	Berkshire Hathaway Inc.	NO	
			36-4784982				AHP Housing Fund 76, LLC	DE	NIA	AHP Affordable, LLC	Ownership	99.990	Berkshire Hathaway Inc.	NO	
			61-1736688				AHP Housing Fund 77, LLC	DE	NIA	AHP Affordable, LLC	Ownership	99.990	Berkshire Hathaway Inc.	NO	
			37-1756514				AHP Housing Fund 78, LLC	DE	NIA	AHP Affordable, LLC	Ownership	99.990	Berkshire Hathaway Inc.	NO	
			35-2506966				AHP Housing Fund 79, LLC	DE	NIA	AHP Affordable, LLC	Ownership	99.990	Berkshire Hathaway Inc.	NO	

ANNUAL STATEMENT FOR THE YEAR 2022 OF THE General Re Life Corporation

SCHEDULE Y

PART 1A - DETAIL OF INSURANCE HOLDING COMPANY SYSTEM

1	2	3	4	5	6	7	8	9	10	11	12	13	14	15	16
Group Code	Group Name	NAIC Company Code	ID Number	Federal RSSD	CIK	Name of Securities Exchange if Publicly Traded (U.S. or International)	Names of Parent, Subsidiaries Or Affiliates	Domiciliary Location	Relationship to Reporting Entity	Directly Controlled by (Name of Entity/Person)	Type of Control (Ownership, Board, Management, Attorney-in-Fact, Influence, Other)	If Control is Ownership Provide Percentage	Ultimate Controlling Entity(ies)/Person(s)	Is an SCA Filing Required? (Yes/No)	*
			38-3931007				AHP Housing Fund 80, LLC	DE	NIA	AHP Affordable, LLC	Ownership	99.990	Berkshire Hathaway Inc.	NO	
			37-1760827				AHP Housing Fund 81, LLC	DE	NIA	AHP Affordable, LLC	Ownership	99.990	Berkshire Hathaway Inc.	NO	
			37-1760982				AHP Housing Fund 82, LLC	DE	NIA	AHP Affordable, LLC	Ownership	99.990	Berkshire Hathaway Inc.	NO	
			32-0444400				AHP Housing Fund 83, LLC	DE	NIA	AHP Affordable, LLC	Ownership	99.990	Berkshire Hathaway Inc.	NO	
			38-3935611				AHP Housing Fund 84, LLC	DE	NIA	AHP Affordable, LLC	Ownership	99.990	Berkshire Hathaway Inc.	NO	
			37-1761560				AHP Housing Fund 85, LLC	DE	NIA	AHP Affordable, LLC	Ownership	99.990	Berkshire Hathaway Inc.	NO	
			30-0841960				AHP Housing Fund 86, LLC	DE	NIA	AHP Affordable, LLC	Ownership	99.990	Berkshire Hathaway Inc.	NO	
			37-1766203				AHP Housing Fund 87, LLC	DE	NIA	AHP Affordable, LLC	Ownership	99.990	Berkshire Hathaway Inc.	NO	
			37-1766144				AHP Housing Fund 88, LLC	DE	NIA	AHP Affordable, LLC	Ownership	99.990	Berkshire Hathaway Inc.	NO	
			38-3941115				AHP Housing Fund 89, LLC	DE	NIA	AHP Affordable, LLC	Ownership	99.990	Berkshire Hathaway Inc.	NO	
			36-4795421				AHP Housing Fund 90, LLC	DE	NIA	AHP Affordable, LLC	Ownership	99.990	Berkshire Hathaway Inc.	NO	
			32-0455387				AHP Housing Fund 91, LLC	DE	NIA	AHP Affordable, LLC	Ownership	99.990	Berkshire Hathaway Inc.	NO	
			61-1752340				AHP Housing Fund 92, LLC	DE	NIA	AHP Affordable, LLC	Ownership	99.990	Berkshire Hathaway Inc.	NO	
			35-2523462				AHP Housing Fund 93, LLC	DE	NIA	AHP Affordable, LLC	Ownership	99.990	Berkshire Hathaway Inc.	NO	
			32-0455837				AHP Housing Fund 94, LLC	DE	NIA	AHP Affordable, LLC	Ownership	99.990	Berkshire Hathaway Inc.	NO	
			36-4801123				AHP Housing Fund 95, LLC	DE	NIA	AHP Affordable, LLC	Ownership	99.990	Berkshire Hathaway Inc.	NO	
			38-3953295				AHP Housing Fund 96, LLC	DE	NIA	AHP Affordable, LLC	Ownership	99.990	Berkshire Hathaway Inc.	NO	
			32-0457110				AHP Housing Fund 97, LLC	DE	NIA	AHP Affordable, LLC	Ownership	99.990	Berkshire Hathaway Inc.	NO	
			32-0457171				AHP Housing Fund 98, LLC	DE	NIA	AHP Affordable, LLC	Ownership	99.990	Berkshire Hathaway Inc.	NO	
			32-0457278				AHP Housing Fund 99, LLC	DE	NIA	AHP Affordable, LLC	Ownership	99.990	Berkshire Hathaway Inc.	NO	
			30-0854970				AHP Housing Fund 100, LLC	DE	NIA	AHP Affordable, LLC	Ownership	99.990	Berkshire Hathaway Inc.	NO	
			38-3956099				AHP Housing Fund 101, LLC	DE	NIA	AHP Affordable, LLC	Ownership	99.990	Berkshire Hathaway Inc.	NO	
			38-3955018				AHP Housing Fund 102, LLC	DE	NIA	AHP Affordable, LLC	Ownership	99.990	Berkshire Hathaway Inc.	NO	
			35-2528752				AHP Housing Fund 103, LLC	DE	NIA	AHP Affordable, LLC	Ownership	99.990	Berkshire Hathaway Inc.	NO	
			32-0458958				AHP Housing Fund 104, LLC	DE	NIA	AHP Affordable, LLC	Ownership	99.990	Berkshire Hathaway Inc.	NO	
			61-1755861				AHP Housing Fund 105, LLC	DE	NIA	AHP Affordable, LLC	Ownership	99.990	Berkshire Hathaway Inc.	NO	
			37-1778040				AHP Housing Fund 106, LLC	DE	NIA	AHP Affordable, LLC	Ownership	99.990	Berkshire Hathaway Inc.	NO	
			32-0461077				AHP Housing Fund 107, LLC	DE	NIA	AHP Affordable, LLC	Ownership	99.990	Berkshire Hathaway Inc.	NO	
			30-0857611				AHP Housing Fund 108, LLC	DE	NIA	AHP Affordable, LLC	Ownership	99.990	Berkshire Hathaway Inc.	NO	
			36-4805141				AHP Housing Fund 109, LLC	DE	NIA	AHP Affordable, LLC	Ownership	99.990	Berkshire Hathaway Inc.	NO	
			37-1778476				AHP Housing Fund 110, LLC	DE	NIA	AHP Affordable, LLC	Ownership	99.990	Berkshire Hathaway Inc.	NO	
			32-0464239				AHP Housing Fund 111, LLC	DE	NIA	AHP Affordable, LLC	Ownership	99.990	Berkshire Hathaway Inc.	NO	
			61-1759903				AHP Housing Fund 112, LLC	DE	NIA	AHP Affordable, LLC	Ownership	99.990	Berkshire Hathaway Inc.	NO	
			38-3969302				AHP Housing Fund 113, LLC	DE	NIA	AHP Affordable, LLC	Ownership	99.990	Berkshire Hathaway Inc.	NO	
			38-3969258				AHP Housing Fund 114, LLC	DE	NIA	AHP Affordable, LLC	Ownership	99.990	Berkshire Hathaway Inc.	NO	
			30-0868697				AHP Housing Fund 115, LLC	DE	NIA	AHP Affordable, LLC	Ownership	99.990	Berkshire Hathaway Inc.	NO	
			35-2531463				AHP Housing Fund 116, LLC	DE	NIA	AHP Affordable, LLC	Ownership	99.990	Berkshire Hathaway Inc.	NO	
			38-3969702				AHP Housing Fund 117, LLC	DE	NIA	AHP Affordable, LLC	Ownership	99.990	Berkshire Hathaway Inc.	NO	
			61-1760436				AHP Housing Fund 118, LLC	DE	NIA	AHP Affordable, LLC	Ownership	99.990	Berkshire Hathaway Inc.	NO	
			36-4808561				AHP Housing Fund 119, LLC	DE	NIA	AHP Affordable, LLC	Ownership	99.990	Berkshire Hathaway Inc.	NO	
			36-4808741				AHP Housing Fund 120, LLC	DE	NIA	AHP Affordable, LLC	Ownership	99.990	Berkshire Hathaway Inc.	NO	
			38-3979289				AHP Housing Fund 121, LLC	DE	NIA	AHP Affordable, LLC	Ownership	99.990	Berkshire Hathaway Inc.	NO	
			30-0882410				AHP Housing Fund 122, LLC	DE	NIA	AHP Affordable, LLC	Ownership	99.990	Berkshire Hathaway Inc.	NO	
			36-4817681				AHP Housing Fund 123, LLC	DE	NIA	AHP Affordable, LLC	Ownership	99.990	Berkshire Hathaway Inc.	NO	
			61-1769986				AHP Housing Fund 124, LLC	DE	NIA	AHP Affordable, LLC	Ownership	99.990	Berkshire Hathaway Inc.	NO	
			35-2541695				AHP Housing Fund 125, LLC	DE	NIA	AHP Affordable, LLC	Ownership	99.990	Berkshire Hathaway Inc.	NO	
			35-2541761				AHP Housing Fund 126, LLC	DE	NIA	AHP Affordable, LLC	Ownership	99.990	Berkshire Hathaway Inc.	NO	
			30-0883039				AHP Housing Fund 127, LLC	DE	NIA	AHP Affordable, LLC	Ownership	99.990	Berkshire Hathaway Inc.	NO	
			61-1770291				AHP Housing Fund 128, LLC	DE	NIA	AHP Affordable, LLC	Ownership	99.990	Berkshire Hathaway Inc.	NO	

ANNUAL STATEMENT FOR THE YEAR 2022 OF THE General Re Life Corporation

SCHEDULE Y

PART 1A - DETAIL OF INSURANCE HOLDING COMPANY SYSTEM

1	2	3	4	5	6	7	8	9	10	11	12	13	14	15	16
Group Code	Group Name	NAIC Company Code	ID Number	Federal RSSD	CIK	Name of Securities Exchange if Publicly Traded (U.S. or International)	Names of Parent, Subsidiaries Or Affiliates	Domiciliary Location	Relationship to Reporting Entity	Directly Controlled by (Name of Entity/Person)	Type of Control (Ownership, Board, Management, Attorney-in-Fact, Influence, Other)	If Control is Ownership Provide Percentage	Ultimate Controlling Entity(ies)/Person(s)	Is an SCA Filing Required? (Yes/No)	*
			36-4818241				AHP Housing Fund 129, LLC	DE	NIA	AHP Affordable, LLC	Ownership	99.990	Berkshire Hathaway Inc.	NO	
			32-0474877				AHP Housing Fund 130, LLC	DE	NIA	AHP Affordable, LLC	Ownership	99.990	Berkshire Hathaway Inc.	NO	
			38-3982589				AHP Housing Fund 131, LLC	DE	NIA	AHP Affordable, LLC	Ownership	99.990	Berkshire Hathaway Inc.	NO	
			37-1795314				AHP Housing Fund 132, LLC	DE	NIA	AHP Affordable, LLC	Ownership	99.990	Berkshire Hathaway Inc.	NO	
			61-1773154				AHP Housing Fund 133, LLC	DE	NIA	AHP Affordable, LLC	Ownership	99.990	Berkshire Hathaway Inc.	NO	
			35-2545094				AHP Housing Fund 134, LLC	DE	NIA	AHP Affordable, LLC	Ownership	99.990	Berkshire Hathaway Inc.	NO	
			30-0887095				AHP Housing Fund 135, LLC	DE	NIA	AHP Affordable, LLC	Ownership	99.990	Berkshire Hathaway Inc.	NO	
			32-0478301				AHP Housing Fund 136, LLC	DE	NIA	AHP Affordable, LLC	Ownership	99.990	Berkshire Hathaway Inc.	NO	
			37-1795669				AHP Housing Fund 137, LLC	DE	NIA	AHP Affordable, LLC	Ownership	99.990	Berkshire Hathaway Inc.	NO	
			38-3983435				AHP Housing Fund 138, LLC	DE	NIA	AHP Affordable, LLC	Ownership	99.990	Berkshire Hathaway Inc.	NO	
			30-0887671				AHP Housing Fund 139, LLC	DE	NIA	AHP Affordable, LLC	Ownership	99.990	Berkshire Hathaway Inc.	NO	
			35-2545764				AHP Housing Fund 140, LLC	DE	NIA	AHP Affordable, LLC	Ownership	99.990	Berkshire Hathaway Inc.	NO	
			37-1825537				AHP Housing Fund 141, LLC	DE	NIA	AHP Affordable, LLC	Ownership	99.990	Berkshire Hathaway Inc.	NO	
			36-4835537				AHP Housing Fund 142, LLC	DE	NIA	AHP Affordable, LLC	Ownership	99.990	Berkshire Hathaway Inc.	NO	
			30-0936774				AHP Housing Fund 143, LLC	DE	NIA	AHP Affordable, LLC	Ownership	99.990	Berkshire Hathaway Inc.	NO	
			32-0494076				AHP Housing Fund 144, LLC	DE	NIA	AHP Affordable, LLC	Ownership	99.990	Berkshire Hathaway Inc.	NO	
			35-2560001				AHP Housing Fund 145, LLC	DE	NIA	AHP Affordable, LLC	Ownership	99.990	Berkshire Hathaway Inc.	NO	
			36-4835565				AHP Housing Fund 146, LLC	DE	NIA	AHP Affordable, LLC	Ownership	99.990	Berkshire Hathaway Inc.	NO	
			32-0494262				AHP Housing Fund 147, LLC	DE	NIA	AHP Affordable, LLC	Ownership	99.990	Berkshire Hathaway Inc.	NO	
			38-4002355				AHP Housing Fund 148, LLC	DE	NIA	AHP Affordable, LLC	Ownership	99.990	Berkshire Hathaway Inc.	NO	
			35-2560176				AHP Housing Fund 149, LLC	DE	NIA	AHP Affordable, LLC	Ownership	99.990	Berkshire Hathaway Inc.	NO	
			36-4835746				AHP Housing Fund 150, LLC	DE	NIA	AHP Affordable, LLC	Ownership	99.990	Berkshire Hathaway Inc.	NO	
			36-4842293				AHP Housing Fund 151, LLC	DE	NIA	AHP Affordable, LLC	Ownership	99.990	Berkshire Hathaway Inc.	NO	
			36-4842314				AHP Housing Fund 152, LLC	DE	NIA	AHP Affordable, LLC	Ownership	99.990	Berkshire Hathaway Inc.	NO	
			36-4842426				AHP Housing Fund 153, LLC	DE	NIA	AHP Affordable, LLC	Ownership	99.990	Berkshire Hathaway Inc.	NO	
			30-0947059				AHP Housing Fund 154, LLC	DE	NIA	AHP Affordable, LLC	Ownership	99.990	Berkshire Hathaway Inc.	NO	
			37-1832512				AHP Housing Fund 155, LLC	DE	NIA	AHP Affordable, LLC	Ownership	99.990	Berkshire Hathaway Inc.	NO	
			30-0947318				AHP Housing Fund 156, LLC	DE	NIA	AHP Affordable, LLC	Ownership	99.990	Berkshire Hathaway Inc.	NO	
			35-2567644				AHP Housing Fund 157, LLC	DE	NIA	AHP Affordable, LLC	Ownership	99.990	Berkshire Hathaway Inc.	NO	
			61-1798765				AHP Housing Fund 158, LLC	DE	NIA	AHP Affordable, LLC	Ownership	99.990	Berkshire Hathaway Inc.	NO	
			61-1798912				AHP Housing Fund 159, LLC	DE	NIA	AHP Affordable, LLC	Ownership	99.990	Berkshire Hathaway Inc.	NO	
			30-0947814				AHP Housing Fund 160, LLC	DE	NIA	AHP Affordable, LLC	Ownership	99.990	Berkshire Hathaway Inc.	NO	
			35-2491061				AHP Housing Fund 161, LLC	DE	NIA	AHP Affordable, LLC	Ownership	99.990	Berkshire Hathaway Inc.	NO	
			46-4238510				AHP Housing Fund 162, LLC	DE	NIA	AHP Affordable, LLC	Ownership	99.990	Berkshire Hathaway Inc.	NO	
			38-4024191				AHP Housing Fund 163, LLC	DE	NIA	AHP Affordable, LLC	Ownership	99.990	Berkshire Hathaway Inc.	NO	
			35-2582442				AHP Housing Fund 164, LLC	DE	NIA	AHP Affordable, LLC	Ownership	99.990	Berkshire Hathaway Inc.	NO	
			30-0964699				AHP Housing Fund 165, LLC	DE	NIA	AHP Affordable, LLC	Ownership	99.990	Berkshire Hathaway Inc.	NO	
			38-4024696				AHP Housing Fund 166, LLC	DE	NIA	AHP Affordable, LLC	Ownership	99.990	Berkshire Hathaway Inc.	NO	
			38-4857260				AHP Housing Fund 167, LLC	DE	NIA	AHP Affordable, LLC	Ownership	99.990	Berkshire Hathaway Inc.	NO	
			36-4857493				AHP Housing Fund 168, LLC	DE	NIA	AHP Affordable, LLC	Ownership	99.990	Berkshire Hathaway Inc.	NO	
			37-1848411				AHP Housing Fund 169, LLC	DE	NIA	AHP Affordable, LLC	Ownership	99.990	Berkshire Hathaway Inc.	NO	
			61-1813824				AHP Housing Fund 170, LLC	DE	NIA	AHP Affordable, LLC	Ownership	99.990	Berkshire Hathaway Inc.	NO	
			35-2593800				AHP Housing Fund 171, LLC	DE	NIA	AHP Affordable, LLC	Ownership	99.990	Berkshire Hathaway Inc.	NO	
			38-4036461				AHP Housing Fund 172, LLC	DE	NIA	AHP Affordable, LLC	Ownership	99.990	Berkshire Hathaway Inc.	NO	
			37-1858216				AHP Housing Fund 173, LLC	DE	NIA	AHP Affordable, LLC	Ownership	99.990	Berkshire Hathaway Inc.	NO	
			32-0531818				AHP Housing Fund 174, LLC	DE	NIA	AHP Affordable, LLC	Ownership	99.990	Berkshire Hathaway Inc.	NO	
			30-0990079				AHP Housing Fund 175, LLC	DE	NIA	AHP Affordable, LLC	Ownership	99.990	Berkshire Hathaway Inc.	NO	
			61-1845503				AHP Housing Fund 176, LLC	DE	NIA	AHP Affordable, LLC	Ownership	99.990	Berkshire Hathaway Inc.	NO	
			61-1845676				AHP Housing Fund 177, LLC	DE	NIA	AHP Affordable, LLC	Ownership	99.990	Berkshire Hathaway Inc.	NO	

53.11

ANNUAL STATEMENT FOR THE YEAR 2022 OF THE General Re Life Corporation

SCHEDULE Y

PART 1A - DETAIL OF INSURANCE HOLDING COMPANY SYSTEM

1	2	3	4	5	6	7	8	9	10	11	12	13	14	15	16
Group Code	Group Name	NAIC Company Code	ID Number	Federal RSSD	CIK	Name of Securities Exchange if Publicly Traded (U.S. or International)	Names of Parent, Subsidiaries Or Affiliates	Domiciliary Location	Relationship to Reporting Entity	Directly Controlled by (Name of Entity/Person)	Type of Control (Ownership, Board, Management, Attorney-in-Fact, Influence, Other)	If Control is Ownership Provide Percentage	Ultimate Controlling Entity(ies)/Person(s)	Is an SCA Filing Required? (Yes/No)	*
			32-0532426				AHP Housing Fund 178, LLC	DE	NIA	AHP Affordable, LLC	Ownership	99.990	Berkshire Hathaway Inc.	NO	
			32-0532581				AHP Housing Fund 179, LLC	DE	NIA	AHP Affordable, LLC	Ownership	99.990	Berkshire Hathaway Inc.	NO	
			37-1859285				AHP Housing Fund 180, LLC	DE	NIA	AHP Affordable, LLC	Ownership	99.990	Berkshire Hathaway Inc.	NO	
			61-1850267				AHP Housing Fund 181, LLC	DE	NIA	AHP Affordable, LLC	Ownership	99.990	Berkshire Hathaway Inc.	NO	
			61-1850458				AHP Housing Fund 182, LLC	DE	NIA	AHP Affordable, LLC	Ownership	99.990	Berkshire Hathaway Inc.	NO	
			37-1863788				AHP Housing Fund 183, LLC	DE	NIA	AHP Affordable, LLC	Ownership	99.990	Berkshire Hathaway Inc.	NO	
			36-4873049				AHP Housing Fund 185, LLC	DE	NIA	AHP Affordable, LLC	Ownership	99.990	Berkshire Hathaway Inc.	NO	
			37-1864239				AHP Housing Fund 186, LLC	DE	NIA	AHP Affordable, LLC	Ownership	99.990	Berkshire Hathaway Inc.	NO	
			35-2600509				AHP Housing Fund 187, LLC	DE	NIA	AHP Affordable, LLC	Ownership	99.990	Berkshire Hathaway Inc.	NO	
			61-1851088				AHP Housing Fund 188, LLC	DE	NIA	AHP Affordable, LLC	Ownership	99.990	Berkshire Hathaway Inc.	NO	
			35-2600835				AHP Housing Fund 189, LLC	DE	NIA	AHP Affordable, LLC	Ownership	99.990	Berkshire Hathaway Inc.	NO	
			35-2600897				AHP Housing Fund 190, LLC	DE	NIA	AHP Affordable, LLC	Ownership	99.990	Berkshire Hathaway Inc.	NO	
			61-1854168				AHP Housing Fund 191, LLC	DE	NIA	AHP Affordable, LLC	Ownership	99.990	Berkshire Hathaway Inc.	NO	
			37-1867732				AHP Housing Fund 192, LLC	DE	NIA	AHP Affordable, LLC	Ownership	99.990	Berkshire Hathaway Inc.	NO	
			32-0541198				AHP Housing Fund 193, LLC	DE	NIA	AHP Affordable, LLC	Ownership	99.990	Berkshire Hathaway Inc.	NO	
			32-0541366				AHP Housing Fund 194, LLC	DE	NIA	AHP Affordable, LLC	Ownership	99.990	Berkshire Hathaway Inc.	NO	
			61-1854560				AHP Housing Fund 195, LLC	DE	NIA	AHP Affordable, LLC	Ownership	99.990	Berkshire Hathaway Inc.	NO	
			36-4876802				AHP Housing Fund 196, LLC	DE	NIA	AHP Affordable, LLC	Ownership	99.990	Berkshire Hathaway Inc.	NO	
			36-4876946				AHP Housing Fund 197, LLC	DE	NIA	AHP Affordable, LLC	Ownership	99.990	Berkshire Hathaway Inc.	NO	
			35-2604512				AHP Housing Fund 198, LLC	DE	NIA	AHP Affordable, LLC	Ownership	99.990	Berkshire Hathaway Inc.	NO	
			32-0541824				AHP Housing Fund 199, LLC	DE	NIA	AHP Affordable, LLC	Ownership	99.990	Berkshire Hathaway Inc.	NO	
			35-2604877				AHP Housing Fund 200, LLC	DE	NIA	AHP Affordable, LLC	Ownership	99.990	Berkshire Hathaway Inc.	NO	
			36-4897520				AHP Housing Fund 201, LLC	DE	NIA	AHP Affordable, LLC	Ownership	99.990	Berkshire Hathaway Inc.	NO	
			36-4897649				AHP Housing Fund 202, LLC	DE	NIA	AHP Affordable, LLC	Ownership	99.990	Berkshire Hathaway Inc.	NO	
			36-4900671				AHP Housing Fund 203, LLC	DE	NIA	AHP Affordable, LLC	Ownership	99.990	Berkshire Hathaway Inc.	NO	
			36-4897942				AHP Housing Fund 204, LLC	DE	NIA	AHP Affordable, LLC	Ownership	99.990	Berkshire Hathaway Inc.	NO	
			36-4900778				AHP Housing Fund 205, LLC	DE	NIA	AHP Affordable, LLC	Ownership	99.990	Berkshire Hathaway Inc.	NO	
			30-1107271				AHP Housing Fund 206, LLC	DE	NIA	AHP Affordable, LLC	Ownership	99.990	Berkshire Hathaway Inc.	NO	
			61-1896469				AHP Housing Fund 207, LLC	DE	NIA	AHP Affordable, LLC	Ownership	99.990	Berkshire Hathaway Inc.	NO	
			38-4088215				AHP Housing Fund 209, LLC	DE	NIA	AHP Affordable, LLC	Ownership	99.990	Berkshire Hathaway Inc.	NO	
			38-4088238				AHP Housing Fund 210, LLC	DE	NIA	AHP Affordable, LLC	Ownership	99.990	Berkshire Hathaway Inc.	NO	
			32-0582475				AHP Housing Fund 211, LLC	DE	NIA	AHP Affordable, LLC	Ownership	99.990	Berkshire Hathaway Inc.	NO	
			32-0582664				AHP Housing Fund 212, LLC	DE	NIA	AHP Affordable, LLC	Ownership	99.990	Berkshire Hathaway Inc.	NO	
			61-1905812				AHP Housing Fund 213, LLC	DE	NIA	AHP Affordable, LLC	Ownership	99.990	Berkshire Hathaway Inc.	NO	
			61-1905979				AHP Housing Fund 214, LLC	DE	NIA	AHP Affordable, LLC	Ownership	99.990	Berkshire Hathaway Inc.	NO	
			38-4097948				AHP Housing Fund 215, LLC	DE	NIA	AHP Affordable, LLC	Ownership	99.990	Berkshire Hathaway Inc.	NO	
			37-1927033				AHP Housing Fund 216, LLC	DE	NIA	AHP Affordable, LLC	Ownership	99.990	Berkshire Hathaway Inc.	NO	
			38-4105218				AHP Housing Fund 217, LLC	DE	NIA	AHP Affordable, LLC	Ownership	99.990	Berkshire Hathaway Inc.	NO	
			35-2656517				AHP Housing Fund 218, LLC	DE	NIA	AHP Affordable, LLC	Ownership	99.990	Berkshire Hathaway Inc.	NO	
			36-4937921				AHP Housing Fund 221, LLC	DE	NIA	AHP Affordable, LLC	Ownership	99.990	Berkshire Hathaway Inc.	NO	
			35-2661435				AHP Housing Fund 222, LLC	DE	NIA	AHP Affordable, LLC	Ownership	99.990	Berkshire Hathaway Inc.	NO	
			32-0599607				AHP Housing Fund 224, LLC	DE	NIA	AHP Affordable, LLC	Ownership	99.990	Berkshire Hathaway Inc.	NO	
			61-1930521				AHP Housing Fund 225, LLC	DE	NIA	AHP Affordable, LLC	Ownership	99.990	Berkshire Hathaway Inc.	NO	
			84-2794759				AHP Housing Fund 226, LLC	DE	NIA	AHP Affordable, LLC	Ownership	99.990	Berkshire Hathaway Inc.	NO	
			84-2810128				AHP Housing Fund 227, LLC	DE	NIA	AHP Affordable, LLC	Ownership	99.990	Berkshire Hathaway Inc.	NO	
			84-2825744				AHP Housing Fund 228, LLC	DE	NIA	AHP Affordable, LLC	Ownership	99.990	Berkshire Hathaway Inc.	NO	
			84-2848647				AHP Housing Fund 229, LLC	DE	NIA	AHP Affordable, LLC	Ownership	99.990	Berkshire Hathaway Inc.	NO	
			84-2867804				AHP Housing Fund 230, LLC	DE	NIA	AHP Affordable, LLC	Ownership	99.990	Berkshire Hathaway Inc.	NO	
			84-2964143				AHP Housing Fund 231, LLC	DE	NIA	AHP Affordable, LLC	Ownership	99.990	Berkshire Hathaway Inc.	NO	

ANNUAL STATEMENT FOR THE YEAR 2022 OF THE General Re Life Corporation

SCHEDULE Y

PART 1A - DETAIL OF INSURANCE HOLDING COMPANY SYSTEM

1	2	3	4	5	6	7	8	9	10	11	12	13	14	15	16
Group Code	Group Name	NAIC Company Code	ID Number	Federal RSSD	CIK	Name of Securities Exchange if Publicly Traded (U.S. or International)	Names of Parent, Subsidiaries Or Affiliates	Domiciliary Location	Relationship to Reporting Entity	Directly Controlled by (Name of Entity/Person)	Type of Control (Ownership, Board, Management, Attorney-in-Fact, Influence, Other)	If Control is Ownership Provide Percentage	Ultimate Controlling Entity(ies)/Person(s)	Is an SCA Filing Required? (Yes/No)	*
			84-2983350				AHP Housing Fund 232, LLC	DE	NIA	AHP Affordable, LLC	Ownership	99.990	Berkshire Hathaway Inc.	NO	
			84-3003311				AHP Housing Fund 233, LLC	DE	NIA	AHP Affordable, LLC	Ownership	99.990	Berkshire Hathaway Inc.	NO	
			84-3019674				AHP Housing Fund 234, LLC	DE	NIA	AHP Affordable, LLC	Ownership	99.990	Berkshire Hathaway Inc.	NO	
			84-3034854				AHP Housing Fund 235, LLC	DE	NIA	AHP Affordable, LLC	Ownership	99.990	Berkshire Hathaway Inc.	NO	
			84-3068466				AHP Housing Fund 236, LLC	DE	NIA	AHP Affordable, LLC	Ownership	99.990	Berkshire Hathaway Inc.	NO	
			84-3087573				AHP Housing Fund 237, LLC	DE	NIA	AHP Affordable, LLC	Ownership	99.990	Berkshire Hathaway Inc.	NO	
			84-3098398				AHP Housing Fund 238, LLC	DE	NIA	AHP Affordable, LLC	Ownership	99.990	Berkshire Hathaway Inc.	NO	
			84-3146518				AHP Housing Fund 239, LLC	DE	NIA	AHP Affordable, LLC	Ownership	99.990	Berkshire Hathaway Inc.	NO	
			84-3189470				AHP Housing Fund 240, LLC	DE	NIA	AHP Affordable, LLC	Ownership	99.990	Berkshire Hathaway Inc.	NO	
			84-3235687				AHP Housing Fund 241, LLC	DE	NIA	AHP Affordable, LLC	Ownership	99.990	Berkshire Hathaway Inc.	NO	
			84-3263777				AHP Housing Fund 242, LLC	DE	NIA	AHP Affordable, LLC	Ownership	99.990	Berkshire Hathaway Inc.	NO	
			84-3277026				AHP Housing Fund 243, LLC	DE	NIA	AHP Affordable, LLC	Ownership	99.990	Berkshire Hathaway Inc.	NO	
			84-3298481				AHP Housing Fund 244, LLC	DE	NIA	AHP Affordable, LLC	Ownership	99.990	Berkshire Hathaway Inc.	NO	
			84-3845054				AHP Housing Fund 246, LLC	DE	NIA	AHP Affordable, LLC	Ownership	99.990	Berkshire Hathaway Inc.	NO	
			84-3858393				AHP Housing Fund 247, LLC	DE	NIA	AHP Affordable, LLC	Ownership	99.990	Berkshire Hathaway Inc.	NO	
			84-3886928				AHP Housing Fund 248, LLC	DE	NIA	AHP Affordable, LLC	Ownership	99.990	Berkshire Hathaway Inc.	NO	
			84-3901367				AHP Housing Fund 249, LLC	DE	NIA	AHP Affordable, LLC	Ownership	99.990	Berkshire Hathaway Inc.	NO	
			84-3934683				AHP Housing Fund 250, LLC	DE	NIA	AHP Affordable, LLC	Ownership	99.990	Berkshire Hathaway Inc.	NO	
			84-3957809				AHP Housing Fund 251, LLC	DE	NIA	AHP Affordable, LLC	Ownership	99.990	Berkshire Hathaway Inc.	NO	
			84-3969639				AHP Housing Fund 252, LLC	DE	NIA	AHP Affordable, LLC	Ownership	99.990	Berkshire Hathaway Inc.	NO	
			84-4028519				AHP Housing Fund 255, LLC	DE	NIA	AHP Affordable, LLC	Ownership	99.990	Berkshire Hathaway Inc.	NO	
			85-0601585				AHP Housing Fund 256, LLC	DE	NIA	AHP Affordable, LLC	Ownership	99.990	Berkshire Hathaway Inc.	NO	
			85-2109161				AHP Housing Fund 257, LLC	DE	NIA	AHP Affordable, LLC	Ownership	99.990	Berkshire Hathaway Inc.	NO	
			85-0638355				AHP Housing Fund 258, LLC	DE	NIA	AHP Affordable, LLC	Ownership	99.990	Berkshire Hathaway Inc.	NO	
			85-0653472				AHP Housing Fund 259, LLC	DE	NIA	AHP Affordable, LLC	Ownership	99.990	Berkshire Hathaway Inc.	NO	
			85-0666262				AHP Housing Fund 260, LLC	DE	NIA	AHP Affordable, LLC	Ownership	99.990	Berkshire Hathaway Inc.	NO	
			85-0689053				AHP Housing Fund 262, LLC	DE	NIA	AHP Affordable, LLC	Ownership	99.990	Berkshire Hathaway Inc.	NO	
			85-0703429				AHP Housing Fund 263, LLC	DE	NIA	AHP Affordable, LLC	Ownership	99.990	Berkshire Hathaway Inc.	NO	
			85-0717117				AHP Housing Fund 264, LLC	DE	NIA	AHP Affordable, LLC	Ownership	99.990	Berkshire Hathaway Inc.	NO	
			85-0744774				AHP Housing Fund 266, LLC	DE	NIA	AHP Affordable, LLC	Ownership	99.990	Berkshire Hathaway Inc.	NO	
			85-0773569				AHP Housing Fund 268, LLC	DE	NIA	AHP Affordable, LLC	Ownership	99.990	Berkshire Hathaway Inc.	NO	
			85-0788645				AHP Housing Fund 269, LLC	DE	NIA	AHP Affordable, LLC	Ownership	99.990	Berkshire Hathaway Inc.	NO	
			85-0802483				AHP Housing Fund 270, LLC	DE	NIA	AHP Affordable, LLC	Ownership	99.990	Berkshire Hathaway Inc.	NO	
			85-1746250				AHP Housing Fund 271, LLC	DE	NIA	AHP Affordable, LLC	Ownership	99.990	Berkshire Hathaway Inc.	NO	
			85-1747778				AHP Housing Fund 272, LLC	DE	NIA	AHP Affordable, LLC	Ownership	99.990	Berkshire Hathaway Inc.	NO	
			85-1762243				AHP Housing Fund 273, LLC	DE	NIA	AHP Affordable, LLC	Ownership	99.990	Berkshire Hathaway Inc.	NO	
			85-1798584				AHP Housing Fund 274, LLC	DE	NIA	AHP Affordable, LLC	Ownership	99.990	Berkshire Hathaway Inc.	NO	
			85-1821947				AHP Housing Fund 275, LLC	DE	NIA	AHP Affordable, LLC	Ownership	99.990	Berkshire Hathaway Inc.	NO	
			85-1862463				AHP Housing Fund 276, LLC	DE	NIA	AHP Affordable, LLC	Ownership	99.990	Berkshire Hathaway Inc.	NO	
			85-1880896				AHP Housing Fund 277, LLC	DE	NIA	AHP Affordable, LLC	Ownership	99.990	Berkshire Hathaway Inc.	NO	
			85-1905856				AHP Housing Fund 278, LLC	DE	NIA	AHP Affordable, LLC	Ownership	99.990	Berkshire Hathaway Inc.	NO	
			85-1934157				AHP Housing Fund 279, LLC	DE	NIA	AHP Affordable, LLC	Ownership	99.990	Berkshire Hathaway Inc.	NO	
			85-1960324				AHP Housing Fund 280, LLC	DE	NIA	AHP Affordable, LLC	Ownership	99.990	Berkshire Hathaway Inc.	NO	
			85-3116711				AHP Housing Fund 281, LLC	DE	NIA	AHP Affordable, LLC	Ownership	99.990	Berkshire Hathaway Inc.	NO	
			85-3138006				AHP Housing Fund 282, LLC	DE	NIA	AHP Affordable, LLC	Ownership	99.990	Berkshire Hathaway Inc.	NO	
			85-3168346				AHP Housing Fund 283, LLC	DE	NIA	AHP Affordable, LLC	Ownership	99.990	Berkshire Hathaway Inc.	NO	
			85-3182265				AHP Housing Fund 284, LLC	DE	NIA	AHP Affordable, LLC	Ownership	99.990	Berkshire Hathaway Inc.	NO	
			85-3230113				AHP Housing Fund 286, LLC	DE	NIA	AHP Affordable, LLC	Ownership	99.990	Berkshire Hathaway Inc.	NO	
			85-3241496				AHP Housing Fund 287, LLC	DE	NIA	AHP Affordable, LLC	Ownership	99.990	Berkshire Hathaway Inc.	NO	

ANNUAL STATEMENT FOR THE YEAR 2022 OF THE General Re Life Corporation

SCHEDULE Y
PART 1A - DETAIL OF INSURANCE HOLDING COMPANY SYSTEM

1	2	3	4	5	6	7	8	9	10	11	12	13	14	15	16
Group Code	Group Name	NAIC Company Code	ID Number	Federal RSSD	CIK	Name of Securities Exchange if Publicly Traded (U.S. or International)	Names of Parent, Subsidiaries Or Affiliates	Domiciliary Location	Relationship to Reporting Entity	Directly Controlled by (Name of Entity/Person)	Type of Control (Ownership, Board, Management, Attorney-in-Fact, Influence, Other)	If Control is Ownership Provide Percentage	Ultimate Controlling Entity(ies)/Person(s)	Is an SCA Filing Required? (Yes/No)	*
			85-3363427				AHP Housing Fund 288, LLC	DE	NIA	AHP Affordable, LLC	Ownership	99.990	Berkshire Hathaway Inc.	NO	
			85-3384328				AHP Housing Fund 289, LLC	DE	NIA	AHP Affordable, LLC	Ownership	99.990	Berkshire Hathaway Inc.	NO	
			85-3417470				AHP Housing Fund 290, LLC	DE	NIA	AHP Affordable, LLC	Ownership	99.990	Berkshire Hathaway Inc.	NO	
			86-1563367				AHP Housing Fund 291, LLC	DE	NIA	AHP Affordable, LLC	Ownership	99.990	Berkshire Hathaway Inc.	NO	
			86-1587069				AHP Housing Fund 292, LLC	DE	NIA	AHP Affordable, LLC	Ownership	99.990	Berkshire Hathaway Inc.	NO	
			86-1641859				AHP Housing Fund 293, LLC	DE	NIA	AHP Affordable, LLC	Ownership	99.990	Berkshire Hathaway Inc.	NO	
			86-1677104				AHP Housing Fund 294, LLC	DE	NIA	AHP Affordable, LLC	Ownership	99.990	Berkshire Hathaway Inc.	NO	
			86-1706250				AHP Housing Fund 295, LLC	DE	NIA	AHP Affordable, LLC	Ownership	99.990	Berkshire Hathaway Inc.	NO	
			86-1759273				AHP Housing Fund 297, LLC	DE	NIA	AHP Affordable, LLC	Ownership	99.990	Berkshire Hathaway Inc.	NO	
			86-1785547				AHP Housing Fund 298, LLC	DE	NIA	AHP Affordable, LLC	Ownership	99.990	Berkshire Hathaway Inc.	NO	
			86-1818860				AHP Housing Fund 299, LLC	DE	NIA	AHP Affordable, LLC	Ownership	99.990	Berkshire Hathaway Inc.	NO	
			86-1847805				AHP Housing Fund 300, LLC	DE	NIA	AHP Affordable, LLC	Ownership	99.990	Berkshire Hathaway Inc.	NO	
			87-2063254				AHP Housing Fund 301, LLC	DE	NIA	AHP Affordable, LLC	Ownership	99.990	Berkshire Hathaway Inc.	NO	
			87-2106509				AHP Housing Fund 302, LLC	DE	NIA	AHP Affordable, LLC	Ownership	99.990	Berkshire Hathaway Inc.	NO	
			87-2110744				AHP Housing Fund 303, LLC	DE	NIA	AHP Affordable, LLC	Ownership	99.990	Berkshire Hathaway Inc.	NO	
			87-2144690				AHP Housing Fund 304, LLC	DE	NIA	AHP Affordable, LLC	Ownership	99.990	Berkshire Hathaway Inc.	NO	
			87-2155635				AHP Housing Fund 305, LLC	DE	NIA	AHP Affordable, LLC	Ownership	99.990	Berkshire Hathaway Inc.	NO	
			87-2173325				AHP Housing Fund 306, LLC	DE	NIA	AHP Affordable, LLC	Ownership	99.990	Berkshire Hathaway Inc.	NO	
			87-2248828				AHP Housing Fund 307, LLC	DE	NIA	AHP Affordable, LLC	Ownership	99.990	Berkshire Hathaway Inc.	NO	
			87-2272005				AHP Housing Fund 308, LLC	DE	NIA	AHP Affordable, LLC	Ownership	99.990	Berkshire Hathaway Inc.	NO	
			87-2284224				AHP Housing Fund 309, LLC	DE	NIA	AHP Affordable, LLC	Ownership	99.990	Berkshire Hathaway Inc.	NO	
			87-2311859				AHP Housing Fund 310, LLC	DE	NIA	AHP Affordable, LLC	Ownership	99.990	Berkshire Hathaway Inc.	NO	
			87-3350626				AHP Housing Fund 311, LLC	DE	NIA	AHP Affordable, LLC	Ownership	99.990	Berkshire Hathaway Inc.	NO	
			87-3372574				AHP Housing Fund 312, LLC	DE	NIA	AHP Affordable, LLC	Ownership	99.990	Berkshire Hathaway Inc.	NO	
			87-3392197				AHP Housing Fund 313, LLC	DE	NIA	AHP Affordable, LLC	Ownership	99.990	Berkshire Hathaway Inc.	NO	
			87-3412497				AHP Housing Fund 314, LLC	DE	NIA	AHP Affordable, LLC	Ownership	99.990	Berkshire Hathaway Inc.	NO	
			87-3432740				AHP Housing Fund 315, LLC	DE	NIA	AHP Affordable, LLC	Ownership	99.990	Berkshire Hathaway Inc.	NO	
			87-3449412				AHP Housing Fund 316, LLC	DE	NIA	AHP Affordable, LLC	Ownership	99.990	Berkshire Hathaway Inc.	NO	
			87-3475077				AHP Housing Fund 317, LLC	DE	NIA	AHP Affordable, LLC	Ownership	99.990	Berkshire Hathaway Inc.	NO	
			87-3516313				AHP Housing Fund 319, LLC	DE	NIA	AHP Affordable, LLC	Ownership	99.990	Berkshire Hathaway Inc.	NO	
			87-3531918				AHP Housing Fund 320, LLC	DE	NIA	AHP Affordable, LLC	Ownership	99.990	Berkshire Hathaway Inc.	NO	
			88-1706172				AHP Housing Fund 321, LLC	DE	NIA	AHP Affordable, LLC	Ownership	99.990	Berkshire Hathaway Inc.	NO	
			88-1716679				AHP Housing Fund 322, LLC	DE	NIA	AHP Affordable, LLC	Ownership	99.990	Berkshire Hathaway Inc.	NO	
			88-1744535				AHP Housing Fund 323, LLC	DE	NIA	AHP Affordable, LLC	Ownership	99.990	Berkshire Hathaway Inc.	NO	
			88-1773046				AHP Housing Fund 324, LLC	DE	NIA	AHP Affordable, LLC	Ownership	99.990	Berkshire Hathaway Inc.	NO	
			88-1791668				AHP Housing Fund 325, LLC	DE	NIA	AHP Affordable, LLC	Ownership	99.990	Berkshire Hathaway Inc.	NO	
			88-1841033				AHP Housing Fund 326, LLC	DE	NIA	AHP Affordable, LLC	Ownership	99.990	Berkshire Hathaway Inc.	NO	
			88-1876859				AHP Housing Fund 327, LLC	DE	NIA	AHP Affordable, LLC	Ownership	99.990	Berkshire Hathaway Inc.	NO	
			88-1917979				AHP Housing Fund 328, LLC	DE	NIA	AHP Affordable, LLC	Ownership	99.990	Berkshire Hathaway Inc.	NO	
			88-1931898				AHP Housing Fund 329, LLC	DE	NIA	AHP Affordable, LLC	Ownership	99.990	Berkshire Hathaway Inc.	NO	
			88-1950438				AHP Housing Fund 330, LLC	DE	NIA	AHP Affordable, LLC	Ownership	99.990	Berkshire Hathaway Inc.	NO	
			88-3719022				AHP Housing Fund 331, LLC	DE	NIA	AHP Affordable, LLC	Ownership	99.990	Berkshire Hathaway Inc.	NO	
			88-3729001				AHP Housing Fund 332, LLC	DE	NIA	AHP Affordable, LLC	Ownership	99.990	Berkshire Hathaway Inc.	NO	
			88-3751559				AHP Housing Fund 333, LLC	DE	NIA	AHP Affordable, LLC	Ownership	99.990	Berkshire Hathaway Inc.	NO	
			88-3771611				AHP Housing Fund 334, LLC	DE	NIA	AHP Affordable, LLC	Ownership	99.990	Berkshire Hathaway Inc.	NO	
			88-3791671				AHP Housing Fund 335, LLC	DE	NIA	AHP Affordable, LLC	Ownership	99.990	Berkshire Hathaway Inc.	NO	
			88-3810803				AHP Housing Fund 336, LLC	DE	NIA	AHP Affordable, LLC	Ownership	99.990	Berkshire Hathaway Inc.	NO	
			88-3836582				AHP Housing Fund 337, LLC	DE	NIA	AHP Affordable, LLC	Ownership	99.990	Berkshire Hathaway Inc.	NO	
			88-3860476				AHP Housing Fund 338, LLC	DE	NIA	AHP Affordable, LLC	Ownership	99.990	Berkshire Hathaway Inc.	NO	

ANNUAL STATEMENT FOR THE YEAR 2022 OF THE General Re Life Corporation

SCHEDULE Y

PART 1A - DETAIL OF INSURANCE HOLDING COMPANY SYSTEM

1	2	3	4	5	6	7	8	9	10	11	12	13	14	15	16
Group Code	Group Name	NAIC Company Code	ID Number	Federal RSSD	CIK	Name of Securities Exchange if Publicly Traded (U.S. or International)	Names of Parent, Subsidiaries Or Affiliates	Domiciliary Location	Relationship to Reporting Entity	Directly Controlled by (Name of Entity/Person)	Type of Control (Ownership, Board, Management, Attorney-in-Fact, Influence, Other)	If Control is Ownership Provide Percentage	Ultimate Controlling Entity(ies)/Person(s)	Is an SCA Filing Required? (Yes/No)	*
			88-3881761				AHP Housing Fund 339, LLC	DE	NIA	AHP Affordable, LLC	Ownership	99.990	Berkshire Hathaway Inc.	NO	
			88-3901910				AHP Housing Fund 340, LLC	DE	NIA	AHP Affordable, LLC	Ownership	99.990	Berkshire Hathaway Inc.	NO	
			92-0601838				AHP Housing Fund 341, LLC	DE	NIA	AHP Affordable, LLC	Ownership	99.990	Berkshire Hathaway Inc.	NO	
			88-4159050				AHP Housing Fund 342, LLC	DE	NIA	AHP Affordable, LLC	Ownership	99.990	Berkshire Hathaway Inc.	NO	
			92-0627394				AHP Housing Fund 343, LLC	DE	NIA	AHP Affordable, LLC	Ownership	99.990	Berkshire Hathaway Inc.	NO	
			92-0647879				AHP Housing Fund 344, LLC	DE	NIA	AHP Affordable, LLC	Ownership	99.990	Berkshire Hathaway Inc.	NO	
			92-0657618				AHP Housing Fund 345, LLC	DE	NIA	AHP Affordable, LLC	Ownership	99.990	Berkshire Hathaway Inc.	NO	
			92-0673905				AHP Housing Fund 346, LLC	DE	NIA	AHP Affordable, LLC	Ownership	99.990	Berkshire Hathaway Inc.	NO	
			88-4189569				AHP Housing Fund 347, LLC	DE	NIA	AHP Affordable, LLC	Ownership	99.990	Berkshire Hathaway Inc.	NO	
			92-0727762				AHP Housing Fund 348, LLC	DE	NIA	AHP Affordable, LLC	Ownership	99.990	Berkshire Hathaway Inc.	NO	
			92-0744407				AHP Housing Fund 349, LLC	DE	NIA	AHP Affordable, LLC	Ownership	99.990	Berkshire Hathaway Inc.	NO	
			88-4201422				AHP Housing Fund 350, LLC	DE	NIA	AHP Affordable, LLC	Ownership	99.990	Berkshire Hathaway Inc.	NO	
			84-3047721				AHP SLP LLC	DE	NIA	AHP Affordable, LLC	Ownership	99.990	Berkshire Hathaway Inc.	NO	
							Hunt Capital Partners Tax Credit Fund 2012 - Oak Hill, LLC (FKA AHP Housing Fund 13, LLC)	DE	NIA	AHP Affordable, LLC	Ownership	99.990	Berkshire Hathaway Inc.	NO	
			30-0746548					DE	NIA	AHP Affordable, LLC	Ownership	99.990	Berkshire Hathaway Inc.	NO	
			61-1866585				AHP State Housing Fund 8, LLC	DE	NIA	AHP Federal and State Affordable 1, LLC	Ownership	99.990	Berkshire Hathaway Inc.	NO	
			36-4889302				AHP State Housing Fund 9, LLC	DE	NIA	AHP Federal and State Affordable 1, LLC	Ownership	99.990	Berkshire Hathaway Inc.	NO	
							Reliance-Hospital Ground Associates, Limited Liability Limited Partnership	VI	NIA	AHP Housing Fund 1, LLC	Ownership	99.990	Berkshire Hathaway Inc.	NO	
			27-5494476				Riser Road Partners, LP	MS	NIA	AHP Housing Fund 2, LLC	Ownership	99.990	Berkshire Hathaway Inc.	NO	
			45-4080344				GCI Fund XVIII, LP	MO	NIA	AHP Housing Fund 3, LLC	Ownership	99.990	Berkshire Hathaway Inc.	NO	
			27-2114103				Deer Path SLF, LLC	IL	NIA	AHP Housing Fund 4, LLC	Ownership	99.990	Berkshire Hathaway Inc.	NO	
			45-5028590				St. Anthony SLF, LLC	IL	NIA	AHP Housing Fund 5, LLC	Ownership	99.990	Berkshire Hathaway Inc.	NO	
			45-5030199				Garfield Sacred HeartHousing, LLC	AZ	NIA	AHP Housing Fund 6, LLC	Ownership	99.990	Berkshire Hathaway Inc.	NO	
			27-4775521				Highland Affordable Housing Partners, LLC	AZ	NIA	AHP Housing Fund 7, LLC	Ownership	99.990	Berkshire Hathaway Inc.	NO	
			30-0719630				DHI-Kachina Apartments, LLC	AZ	NIA	AHP Housing Fund 8, LLC	Ownership	99.990	Berkshire Hathaway Inc.	NO	
			45-4422417				Bulldogger-GMC, Limited Partnership	OK	NIA	AHP Housing Fund 9, LLC	Ownership	99.990	Berkshire Hathaway Inc.	NO	
			45-3823323				Ironman-GMC, Limited Partnership	OK	NIA	AHP Housing Fund 10, LLC	Ownership	99.990	Berkshire Hathaway Inc.	NO	
			45-3823308				WC-GMC, Limited Partnership	OK	NIA	AHP Housing Fund 11, LLC	Ownership	99.990	Berkshire Hathaway Inc.	NO	
			45-5369890				WP-GMC, Limited Partnership	OK	NIA	AHP Housing Fund 12, LLC	Ownership	99.990	Berkshire Hathaway Inc.	NO	
			45-5378535				Steele Lawton Pointe LLC	OK	NIA	AHP Housing Fund 14, LLC	Ownership	99.990	Berkshire Hathaway Inc.	NO	
			35-2428497				Steele Tower Apartments, LLC	SD	NIA	AHP Housing Fund 14, LLC	Ownership	99.990	Berkshire Hathaway Inc.	NO	
			27-4237579				Artisan American JPA, L.P.	LA	NIA	AHP Housing Fund 16, LLC	Ownership	99.990	Berkshire Hathaway Inc.	NO	
			45-4102030				Playa del Pueblo, Ltd.	TX	NIA	AHP Housing Fund 17, LLC	Ownership	99.990	Berkshire Hathaway Inc.	NO	
			45-3171599				Lofts at Roberts, LLC	IN	NIA	AHP Housing Fund 18, LLC	Ownership	99.990	Berkshire Hathaway Inc.	NO	
			45-4645174				Dovecoast Housing, LP	TX	NIA	AHP Housing Fund 19, LLC	Ownership	99.990	Berkshire Hathaway Inc.	NO	
			46-1164026				Foxfire Apartments Limited Dividend Housing Association, LLC	MI	NIA	AHP Housing Fund 20, LLC	Ownership	99.990	Berkshire Hathaway Inc.	NO	
			45-4300290				Silver Moon Lodge LLLP	MI	NIA	AHP Housing Fund 21, LLC	Ownership	99.990	Berkshire Hathaway Inc.	NO	
			46-2629154				Park Manor Estates II LP	MI	NIA	AHP Housing Fund 22, LLC	Ownership	99.990	Berkshire Hathaway Inc.	NO	
			45-2486547				Alexandria Housing LLLP	MI	NIA	AHP Housing Fund 23, LLC	Ownership	99.990	Berkshire Hathaway Inc.	NO	
			20-5006642				Point Place Partners, LP	MS	NIA	AHP Housing Fund 24, LLC	Ownership	99.990	Berkshire Hathaway Inc.	NO	
			46-1285759				Jackson Square Housing, LLC	NC	NIA	AHP Housing Fund 25, LLC	Ownership	99.990	Berkshire Hathaway Inc.	NO	
			46-1139252				Mixed Income, LLC	NV	NIA	AHP Housing Fund 26, LLC	Ownership	99.990	Berkshire Hathaway Inc.	NO	
			45-1767288				Plaza Square 50 LP	MO	NIA	AHP Housing Fund 27, LLC	Ownership	98.990	Berkshire Hathaway Inc.	NO	
			45-4776750				Westgate Senior Limited Dividend Housing Association, LLC	MI	NIA	AHP Housing Fund 28, LLC	Ownership	99.990	Berkshire Hathaway Inc.	NO	
			46-0710685				Logan 24, LP, an Iowa Limited Partnership	IA	NIA	AHP Housing Fund 29, LLC	Ownership	99.990	Berkshire Hathaway Inc.	NO	
			45-4738103				Centerline AHP Housing LLC	NJ	NIA	AHP Housing Fund 30, LLC	Ownership	100.000	Berkshire Hathaway Inc.	NO	
			46-2621376												

ANNUAL STATEMENT FOR THE YEAR 2022 OF THE General Re Life Corporation

SCHEDULE Y
PART 1A - DETAIL OF INSURANCE HOLDING COMPANY SYSTEM

1	2	3	4	5	6	7	8	9	10	11	12	13	14	15	16
Group Code	Group Name	NAIC Company Code	ID Number	Federal RSSD	CIK	Name of Securities Exchange if Publicly Traded (U.S. or International)	Names of Parent, Subsidiaries Or Affiliates	Domiciliary Location	Relationship to Reporting Entity	Directly Controlled by (Name of Entity/Person)	Type of Control (Ownership, Board, Management, Attorney-in-Fact, Influence, Other)	If Control is Ownership Provide Percentage	Ultimate Controlling Entity(ies)/Person(s)	Is an SCA Filing Required? (Yes/No)	*
			27-3546759				Serenity Park Associates, LP	OK	NIA	AHP Housing Fund 31, LLC	Ownership	99.990	Berkshire Hathaway Inc.	NO	
			45-1203819				Sugar Hill Crossing, LLC	LA	NIA	AHP Housing Fund 32, LLC	Ownership	99.990	Berkshire Hathaway Inc.	NO	
			90-0787204				Garfield Place Partners LP	MO	NIA	AHP Housing Fund 33, LLC	Ownership	98.990	Berkshire Hathaway Inc.	NO	
			45-4598542				GCI Fund XXVI, LP	MO	NIA	AHP Housing Fund 34, LLC	Ownership	99.990	Berkshire Hathaway Inc.	NO	
			45-4193830				Heartland Senior Housing, LLC	IA	NIA	AHP Housing Fund 35, LLC	Ownership	99.990	Berkshire Hathaway Inc.	NO	
			45-5339440				Loretta Hall, LP	MO	NIA	AHP Housing Fund 36, LLC	Ownership	98.990	Berkshire Hathaway Inc.	NO	
			37-1666592				Lutkin Bayou Drew, L.P.	MS	NIA	AHP Housing Fund 37, LLC	Ownership	99.990	Berkshire Hathaway Inc.	NO	
			38-3870060				Meadows / Collins, L.P.	MS	NIA	AHP Housing Fund 38, LLC	Ownership	99.990	Berkshire Hathaway Inc.	NO	
			37-1733462				Dalcor Reef Club, Ltd	FL	NIA	AHP Housing Fund 39, LLC	Ownership	99.990	Berkshire Hathaway Inc.	NO	
			45-2687032				Cambria Properties, L.P.	IL	NIA	AHP Housing Fund 40, LLC	Ownership	99.990	Berkshire Hathaway Inc.	NO	
			45-3005520				Spencer Housing Associates, L.P.	TN	NIA	AHP Housing Fund 41, LLC	Ownership	99.990	Berkshire Hathaway Inc.	NO	
			26-3691226				McLeansboro Properties, L.P.	IL	NIA	AHP Housing Fund 42, LLC	Ownership	99.990	Berkshire Hathaway Inc.	NO	
			45-3003646				Livingston Senior Housing, L.P.	TN	NIA	AHP Housing Fund 43, LLC	Ownership	99.990	Berkshire Hathaway Inc.	NO	
			45-2687152				Centralia Properties, L.P.	IL	NIA	AHP Housing Fund 44, LLC	Ownership	99.990	Berkshire Hathaway Inc.	NO	
			45-5628152				Ritter AAL Senior, LP	GA	NIA	AHP Housing Fund 45, LLC	Ownership	99.990	Berkshire Hathaway Inc.	NO	
			45-4167307				Union City Homes, LP	MO	NIA	AHP Housing Fund 45, LLC	Ownership	99.990	Berkshire Hathaway Inc.	NO	
			35-2409643				Northwoods Housing LLLP	MN	NIA	AHP Housing Fund 47, LLC	Ownership	99.990	Berkshire Hathaway Inc.	NO	
			46-4658543				Brewerytown Apartments, LLC	PA	NIA	AHP Housing Fund 49, LLC	Ownership	99.000	Berkshire Hathaway Inc.	NO	
			46-5187215				AHGH Townhomes, LLC	WI	NIA	AHP Housing Fund 50, LLC	Ownership	99.990	Berkshire Hathaway Inc.	NO	
			46-0612632				Eunice Housing, LP	LA	NIA	AHP Housing Fund 51, LLC	Ownership	99.990	Berkshire Hathaway Inc.	NO	
			46-3641328				Ingram Place Apartments, LLC	WI	NIA	AHP Housing Fund 52, LLC	Ownership	99.990	Berkshire Hathaway Inc.	NO	
			45-1798638				Minneapolis Leased Housing Associates IV, Limited Partnership	MN	NIA	AHP Housing Fund 53, LLC	Ownership	99.990	Berkshire Hathaway Inc.	NO	
			26-3740247				Northwest Corner Affordable Housing Partners LLLP	WA	NIA	AHP Housing Fund 54, LLC	Ownership	99.990	Berkshire Hathaway Inc.	NO	
			45-5411572				UH Senior Partnership II, L.P.	GA	NIA	AHP Housing Fund 55, LLC	Ownership	98.990	Berkshire Hathaway Inc.	NO	
			35-2440995				Twin Oaks at Stone Ridge, L.P.	MO	NIA	AHP Housing Fund 56, LLC	Ownership	98.990	Berkshire Hathaway Inc.	NO	
			32-0373080				Southview Apartments, L.P.	MO	NIA	AHP Housing Fund 57, LLC	Ownership	98.990	Berkshire Hathaway Inc.	NO	
			46-4344108				Mixed Income 2, LLC	NV	NIA	AHP Housing Fund 58, LLC	Ownership	99.990	Berkshire Hathaway Inc.	NO	
			46-1508038				Pineview Housing LLLP	MN	NIA	AHP Housing Fund 59, LLC	Ownership	99.990	Berkshire Hathaway Inc.	NO	
			46-1516982				Woodland Housing LLLP	MN	NIA	AHP Housing Fund 60, LLC	Ownership	99.990	Berkshire Hathaway Inc.	NO	
			46-3635875				TX Kennedy Apartments, LTD	TX	NIA	AHP Housing Fund 61, LLC	Ownership	99.990	Berkshire Hathaway Inc.	NO	
			36-4751648				Shreveport CV Housing, LLC	LA	NIA	AHP Housing Fund 62, LLC	Ownership	99.990	Berkshire Hathaway Inc.	NO	
			46-4361381				Dalcor Castle Woods, LTD	FL	NIA	AHP Housing Fund 63, LLC	Ownership	99.990	Berkshire Hathaway Inc.	NO	
			46-4487667				Dalcor Ridge Club, LTD	FL	NIA	AHP Housing Fund 64, LLC	Ownership	99.990	Berkshire Hathaway Inc.	NO	
			46-2700327				777 Main Street LLC	CT	NIA	AHP Housing Fund 65, LLC	Ownership	99.000	Berkshire Hathaway Inc.	NO	
			37-1719710				Heritage Holly Springs, LP	MS	NIA	AHP Housing Fund 66, LLC	Ownership	99.990	Berkshire Hathaway Inc.	NO	
			30-0801676				Orange Redevelopment VJ, LP	TX	NIA	AHP Housing Fund 67, LLC	Ownership	99.990	Berkshire Hathaway Inc.	NO	
			39-2081063				Orange Redevelopment PG, LP	TX	NIA	AHP Housing Fund 68, LLC	Ownership	99.990	Berkshire Hathaway Inc.	NO	
			38-3918669				Orange Redevelopment AR II, LP	TX	NIA	AHP Housing Fund 69, LLC	Ownership	99.990	Berkshire Hathaway Inc.	NO	
			46-0599408				Church Point Housing, LP	LA	NIA	AHP Housing Fund 70, LLC	Ownership	99.990	Berkshire Hathaway Inc.	NO	
			45-5116734				Fairview Wiggins, LP	MS	NIA	AHP Housing Fund 71, LLC	Ownership	99.990	Berkshire Hathaway Inc.	NO	
			45-5116814				Olivewood Apartments, LP	MS	NIA	AHP Housing Fund 72, LLC	Ownership	99.990	Berkshire Hathaway Inc.	NO	
			45-5116855				Perry County Properties, LP	MS	NIA	AHP Housing Fund 73, LLC	Ownership	99.990	Berkshire Hathaway Inc.	NO	
			45-4715139				Pine Grove Ackerman, LP	MS	NIA	AHP Housing Fund 74, LLC	Ownership	99.990	Berkshire Hathaway Inc.	NO	
			45-3677422				Cine, LP	IN	NIA	AHP Housing Fund 75, LLC	Ownership	99.990	Berkshire Hathaway Inc.	NO	
			47-1852550				The Villages at ParcStone, LLC	NC	NIA	AHP Housing Fund 76, LLC	Ownership	99.990	Berkshire Hathaway Inc.	NO	
			47-1410213				Downers Grove Supportive Living Facility, LLC	IL	NIA	AHP Housing Fund 77, LLC	Ownership	99.990	Berkshire Hathaway Inc.	NO	

ANNUAL STATEMENT FOR THE YEAR 2022 OF THE General Re Life Corporation

SCHEDULE Y

PART 1A - DETAIL OF INSURANCE HOLDING COMPANY SYSTEM

1	2	3	4	5	6	7	8	9	10	11	12	13	14	15	16
Group Code	Group Name	NAIC Company Code	ID Number	Federal RSSD	CIK	Name of Securities Exchange if Publicly Traded (U.S. or International)	Names of Parent, Subsidiaries Or Affiliates	Domiciliary Location	Relationship to Reporting Entity	Directly Controlled by (Name of Entity/Person)	Type of Control (Ownership, Board, Management, Attorney-in-Fact, Influence, Other)	If Control is Ownership Provide Percentage	Ultimate Controlling Entity(ies)/Person(s)	Is an SCA Filing Required? (Yes/No)	*
			46-5669000				15 West LLC	OR	NIA	AHP Housing Fund 78, LLC	Ownership	99.990	Berkshire Hathaway Inc.	NO	
			46-5660755				Bayou Oaks Homes, LP	LA	NIA	AHP Housing Fund 79, LLC	Ownership	99.990	Berkshire Hathaway Inc.	NO	
			47-4978888				Dalcor Williamsburg, LTD	TX	NIA	AHP Housing Fund 80, LLC	Ownership	99.990	Berkshire Hathaway Inc.	NO	
			46-3931420				Sable Chase, LLC	GA	NIA	AHP Housing Fund 81, LLC	Ownership	99.990	Berkshire Hathaway Inc.	NO	
			46-2501893				Desert Willow Apartments, LLC	AZ	NIA	AHP Housing Fund 82, LLC	Ownership	99.990	Berkshire Hathaway Inc.	NO	
			90-1019323				Catalunya Apartments LLC	AZ	NIA	AHP Housing Fund 83, LLC	Ownership	99.990	Berkshire Hathaway Inc.	NO	
			90-1019300				Miraflores Apartments LLC	AZ	NIA	AHP Housing Fund 84, LLC	Ownership	99.990	Berkshire Hathaway Inc.	NO	
			46-4755034				Vgas 1 Dcatur LLC	NV	NIA	AHP Housing Fund 85, LLC	Ownership	99.990	Berkshire Hathaway Inc.	NO	
			81-1734583				The Sanctuary at St. Cloud, LP	MN	NIA	AHP Housing Fund 86, LLC	Ownership	99.990	Berkshire Hathaway Inc.	NO	
			47-1615714				CLDC Alton, LP	TX	NIA	AHP Housing Fund 87, LLC	Ownership	99.990	Berkshire Hathaway Inc.	NO	
			46-1877963				Galena Estates, LLC	KS	NIA	AHP Housing Fund 88, LLC	Ownership	99.990	Berkshire Hathaway Inc.	NO	
			30-0842526				Morton Senior Residence, LLC	IL	NIA	AHP Housing Fund 89, LLC	Ownership	99.990	Berkshire Hathaway Inc.	NO	
			38-3940454				Orange Redevelopment W0, LP	TX	NIA	AHP Housing Fund 90, LLC	Ownership	99.990	Berkshire Hathaway Inc.	NO	
			47-1701034				SP&D Mt Pleasant LLC	NC	NIA	AHP Housing Fund 91, LLC	Ownership	99.990	Berkshire Hathaway Inc.	NO	
			47-1696811				SP&D Sylva LLC	NC	NIA	AHP Housing Fund 92, LLC	Ownership	99.990	Berkshire Hathaway Inc.	NO	
			47-1712051				SP&D Raleigh LLC	NC	NIA	AHP Housing Fund 93, LLC	Ownership	99.990	Berkshire Hathaway Inc.	NO	
			46-3525022				WPHS Venture Partners, LLC	DE	NIA	AHP Housing Fund 94, LLC	Ownership	99.000	Berkshire Hathaway Inc.	NO	
			47-1409286				Peoria SLF LP	IL	NIA	AHP Housing Fund 96, LLC	Ownership	99.990	Berkshire Hathaway Inc.	NO	
			47-3774075				Sohl Avenue RCF, LP	IN	NIA	AHP Housing Fund 97, LLC	Ownership	99.990	Berkshire Hathaway Inc.	NO	
			46-3081897				W-G GMC LP	OK	NIA	AHP Housing Fund 98, LLC	Ownership	99.990	Berkshire Hathaway Inc.	NO	
			47-2412504				Oklahoma Christian Affordable LP	OK	NIA	AHP Housing Fund 99, LLC	Ownership	99.990	Berkshire Hathaway Inc.	NO	
			61-1682406				John Calvin Manor Housing Partners, LP	MO	NIA	AHP Housing Fund 100, LLC	Ownership	99.990	Berkshire Hathaway Inc.	NO	
			45-2632969				JVL 1721, LP	MO	NIA	AHP Housing Fund 101, LLC	Ownership	98.990	Berkshire Hathaway Inc.	NO	
			46-1934331				Katherine Estates, LP	MO	NIA	AHP Housing Fund 102, LLC	Ownership	98.990	Berkshire Hathaway Inc.	NO	
			81-3301251				Dalcor Skyline, LTD	TX	NIA	AHP Housing Fund 103, LLC	Ownership	99.990	Berkshire Hathaway Inc.	NO	
			27-3510043				Christian County Rural Housing, LP	MO	NIA	AHP Housing Fund 104, LLC	Ownership	98.990	Berkshire Hathaway Inc.	NO	
			80-0922218				Coffelt-Lamoreaux, LLC	WI	NIA	AHP Housing Fund 105, LLC	Ownership	99.990	Berkshire Hathaway Inc.	NO	
			61-1730032				Madison Heights Phase I, LLC	WI	NIA	AHP Housing Fund 106, LLC	Ownership	99.990	Berkshire Hathaway Inc.	NO	
			30-0808783				Madison Heights Phase II, LLC	WI	NIA	AHP Housing Fund 107, LLC	Ownership	99.990	Berkshire Hathaway Inc.	NO	
			47-4064199				The Sanctuary at West Saint Paul, LP	MN	NIA	AHP Housing Fund 108, LLC	Ownership	99.990	Berkshire Hathaway Inc.	NO	
			35-2478025				Butler Brothers Hospitality Group, LLC	TX	NIA	AHP Housing Fund 109, LLC	Ownership	99.000	Berkshire Hathaway Inc.	NO	
			46-4867805				Huntington Estates LP	TX	NIA	AHP Housing Fund 110, LLC	Ownership	99.990	Berkshire Hathaway Inc.	NO	
			47-1619707				Laurel Hill Venture, LLC	VA	NIA	AHP Housing Fund 111, LLC	Ownership	98.990	Berkshire Hathaway Inc.	NO	
			32-0454679				Southview Apartments II, L.P.	MO	NIA	AHP Housing Fund 112, LLC	Ownership	98.990	Berkshire Hathaway Inc.	NO	
							3rd and Indian School Assisted Living Facility, LLC	DE	NIA	AHP Housing Fund 113, LLC	Ownership	99.990	Berkshire Hathaway Inc.	NO	
			37-1794718				13 West LLC	OR	NIA	AHP Housing Fund 114, LLC	Ownership	99.990	Berkshire Hathaway Inc.	NO	
			47-5108291				Big Sky Plains LP	TX	NIA	AHP Housing Fund 114, LLC	Ownership	99.990	Berkshire Hathaway Inc.	NO	
			27-4413751				Verona Estates, LP	MS	NIA	AHP Housing Fund 116, LLC	Ownership	99.990	Berkshire Hathaway Inc.	NO	
			47-4445441				Pedcor Investments-2009-KMAH, LP	DE	NIA	AHP Housing Fund 117, LLC	Ownership	99.990	Berkshire Hathaway Inc.	NO	
			27-0854997				Council Tower Senior Apartments, LP	MO	NIA	AHP Housing Fund 118, LLC	Ownership	99.960	Berkshire Hathaway Inc.	NO	
			26-3138755				Providence Realty Affordable Housing, LLC	DE	NIA	AHP Housing Fund 119, LLC	Ownership	99.990	Berkshire Hathaway Inc.	NO	
			27-2172519				Village at Avalon Apartments LLLP	NM	NIA	AHP Housing Fund 120, LLC	Ownership	99.990	Berkshire Hathaway Inc.	NO	
			47-5351565				Hellenic Senior Living of New Albany, LLC	IN	NIA	AHP Housing Fund 121, LLC	Ownership	99.990	Berkshire Hathaway Inc.	NO	
			81-1370579				Hellenic Senior Living of Indianapolis, LLC	IN	NIA	AHP Housing Fund 122, LLC	Ownership	99.990	Berkshire Hathaway Inc.	NO	
			81-1377415				Second and Delaware LLC	MO	NIA	AHP Housing Fund 123, LLC	Ownership	99.990	Berkshire Hathaway Inc.	NO	
			26-4383007				Waterstone Tax Credit Fund I LLC	OH	NIA	AHP Housing Fund 124, LLC	Ownership	99.990	Berkshire Hathaway Inc.	NO	
			81-0976250				Centerville Senior Lofts, LLC	IA	NIA	AHP Housing Fund 125, LLC	Ownership	99.990	Berkshire Hathaway Inc.	NO	
			47-2421070				Southridge Senior Lofts, LLC	IA	NIA	AHP Housing Fund 126, LLC	Ownership	99.990	Berkshire Hathaway Inc.	NO	
			47-2380829												

ANNUAL STATEMENT FOR THE YEAR 2022 OF THE General Re Life Corporation

SCHEDULE Y
PART 1A - DETAIL OF INSURANCE HOLDING COMPANY SYSTEM

1	2	3	4	5	6	7	8	9	10	11	12	13	14	15	16
Group Code	Group Name	NAIC Company Code	ID Number	Federal RSSD	CIK	Name of Securities Exchange if Publicly Traded (U.S. or International)	Names of Parent, Subsidiaries Or Affiliates	Domiciliary Location	Relationship to Reporting Entity	Directly Controlled by (Name of Entity/Person)	Type of Control (Ownership, Board, Management, Attorney-in-Fact, Influence, Other)	If Control is Ownership Provide Percentage	Ultimate Controlling Entity(ies)/Person(s)	Is an SCA Filing Required? (Yes/No)	*
			47-2432464				Keokuk Senior Lofts, LLC	IA	NIA	AHP Housing Fund 127, LLC	Ownership	99.990	Berkshire Hathaway Inc.	NO	
			47-3430486				Jasper Lofts, LLC	IN	NIA	AHP Housing Fund 128, LLC	Ownership	99.990	Berkshire Hathaway Inc.	NO	
			30-0888063				Deer Valley Assisted Living Facility, LLC	DE	NIA	AHP Housing Fund 129, LLC	Ownership	99.990	Berkshire Hathaway Inc.	NO	
			47-3152717				DonnaLouise LLC	NV	NIA	AHP Housing Fund 130, LLC	Ownership	99.990	Berkshire Hathaway Inc.	NO	
			46-2835485				Faxon School Apartments, LLC	MO	NIA	AHP Housing Fund 131, LLC	Ownership	98.990	Berkshire Hathaway Inc.	NO	
			47-4871953				SP&D Shallotte LLC	NC	NIA	AHP Housing Fund 132, LLC	Ownership	99.990	Berkshire Hathaway Inc.	NO	
			81-2019872				False River Partners, LP	MS	NIA	AHP Housing Fund 133, LLC	Ownership	99.990	Berkshire Hathaway Inc.	NO	
			81-3672478				The Sanctuary at Springboro Ohio, LP	DE	NIA	AHP Housing Fund 134, LLC	Ownership	99.990	Berkshire Hathaway Inc.	NO	
			81-1016445				Alhambra Partners, LP	AZ	NIA	AHP Housing Fund 135, LLC	Ownership	99.990	Berkshire Hathaway Inc.	NO	
			81-0923007				Dodge Partners LP	AZ	NIA	AHP Housing Fund 136, LLC	Ownership	99.990	Berkshire Hathaway Inc.	NO	
			46-4872711				Charlestown Ropewalk, LLC	MA	NIA	AHP Housing Fund 137, LLC	Ownership	99.000	Berkshire Hathaway Inc.	NO	
			82-2875902				Twain HTC Fund XII, LLC	IL	NIA	AHP Housing Fund 138, LLC	Ownership	1.000	Berkshire Hathaway Inc.	NO	
			47-5573556				Camellia Group, LP	MS	NIA	AHP Housing Fund 139, LLC	Ownership	99.990	Berkshire Hathaway Inc.	NO	
			35-2566958				Muncie RCF LP	IN	NIA	AHP Housing Fund 141, LLC	Ownership	99.990	Berkshire Hathaway Inc.	NO	
			46-3079580				Marshall County Associates II, LP	TN	NIA	AHP Housing Fund 142, LLC	Ownership	99.990	Berkshire Hathaway Inc.	NO	
			30-0848947				Meadowview Excelsior Springs, LP	MO	NIA	AHP Housing Fund 143, LLC	Ownership	98.990	Berkshire Hathaway Inc.	NO	
			45-5406004				Shawnee Tax Credit Fund, LLC	MO	NIA	AHP Housing Fund 145, LLC	Ownership	99.990	Berkshire Hathaway Inc.	NO	
			36-4843711				Westover Senior P3, LP	TX	NIA	AHP Housing Fund 146, LLC	Ownership	99.990	Berkshire Hathaway Inc.	NO	
			47-2365223				James Place Tax Credit Fund, LLC	MO	NIA	AHP Housing Fund 147, LLC	Ownership	99.990	Berkshire Hathaway Inc.	NO	
			36-4799417				Stone Ridge Senior Villas, LP	MO	NIA	AHP Housing Fund 148, LLC	Ownership	98.990	Berkshire Hathaway Inc.	NO	
			47-2606107				Berkshire Estates, LP	MO	NIA	AHP Housing Fund 149, LLC	Ownership	98.990	Berkshire Hathaway Inc.	NO	
			47-4203880				1712 Commerce Master Tenant, LLC	TX	NIA	AHP Housing Fund 150, LLC	Ownership	99.990	Berkshire Hathaway Inc.	NO	
			37-1770966				Lake Ridge LSL Senior, LP	MO	NIA	AHP Housing Fund 151, LLC	Ownership	98.990	Berkshire Hathaway Inc.	NO	
			81-5347233				Cochise Villas, LP	AZ	NIA	AHP Housing Fund 152, LLC	Ownership	99.990	Berkshire Hathaway Inc.	NO	
			46-3073631				Pecan Creek - GMC, LP	OK	NIA	AHP Housing Fund 153, LLC	Ownership	99.990	Berkshire Hathaway Inc.	NO	
			26-3092233				New Covington Apartments LP	LA	NIA	AHP Housing Fund 154, LLC	Ownership	99.991	Berkshire Hathaway Inc.	NO	
			81-2711480				Claremore - GMC LP	OK	NIA	AHP Housing Fund 155, LLC	Ownership	99.990	Berkshire Hathaway Inc.	NO	
			47-2942226				Inman, LLC	LA	NIA	AHP Housing Fund 156, LLC	Ownership	99.000	Berkshire Hathaway Inc.	NO	
			32-0501168				Michigan City RCF LP	IN	NIA	AHP Housing Fund 157, LLC	Ownership	99.990	Berkshire Hathaway Inc.	NO	
			46-4867737				Rusk Pines LP	TX	NIA	AHP Housing Fund 158, LLC	Ownership	99.990	Berkshire Hathaway Inc.	NO	
			81-5195931				Kokomo RCF LP	IN	NIA	AHP Housing Fund 159, LLC	Ownership	99.990	Berkshire Hathaway Inc.	NO	
			46-4126534				Capitol Places VI Owner, LLC	SC	NIA	AHP Housing Fund 160, LLC	Ownership	99.000	Berkshire Hathaway Inc.	NO	
			81-4894508				Glasswater Creek of Lafayette, LLC	IN	NIA	AHP Housing Fund 161, LLC	Ownership	99.990	Berkshire Hathaway Inc.	NO	
			82-1117855				Avondale Van Buren ALF, LLC	DE	NIA	AHP Housing Fund 162, LLC	Ownership	99.990	Berkshire Hathaway Inc.	NO	
			37-1883146				Shreveport BDB Housing Partners, LLC	LA	NIA	AHP Housing Fund 163, LLC	Ownership	99.985	Berkshire Hathaway Inc.	NO	
			47-5494632				ROHSAT96, LP	NE	NIA	AHP Housing Fund 164, LLC	Ownership	99.990	Berkshire Hathaway Inc.	NO	
			81-2977544				Willow Park Group, LP	MS	NIA	AHP Housing Fund 165, LLC	Ownership	99.990	Berkshire Hathaway Inc.	NO	
			82-1725948				K West Apartments LP	OR	NIA	AHP Housing Fund 166, LLC	Ownership	99.990	Berkshire Hathaway Inc.	NO	
			81-4857776				Blenheim School Apartments, LP	MO	NIA	AHP Housing Fund 167, LLC	Ownership	98.990	Berkshire Hathaway Inc.	NO	
							Bethany Villa Limited Dividend Housing Association LP	MI	NIA	AHP Housing Fund 168, LLC	Ownership	99.990	Berkshire Hathaway Inc.	NO	
			81-5429903				CJ Peete I, LLC	LA	NIA	AHP Housing Fund 170, LLC	Ownership	99.990	Berkshire Hathaway Inc.	NO	
			71-1000853				Mission Twin Oaks LP	TX	NIA	AHP Housing Fund 171, LLC	Ownership	99.990	Berkshire Hathaway Inc.	NO	
			81-5469311				Boerne Abbingdon Ranch, LP	GA	NIA	AHP Housing Fund 172, LLC	Ownership	99.990	Berkshire Hathaway Inc.	NO	
			82-2708476				Timberlane Partners, LP	MS	NIA	AHP Housing Fund 173, LLC	Ownership	99.990	Berkshire Hathaway Inc.	NO	
			81-3737388				Woodlawn Partners, LP	MS	NIA	AHP Housing Fund 174, LLC	Ownership	99.990	Berkshire Hathaway Inc.	NO	
			81-3781645				SP&D Hickory LLC	NC	NIA	AHP Housing Fund 175, LLC	Ownership	99.990	Berkshire Hathaway Inc.	NO	

ANNUAL STATEMENT FOR THE YEAR 2022 OF THE General Re Life Corporation

SCHEDULE Y

PART 1A - DETAIL OF INSURANCE HOLDING COMPANY SYSTEM

1	2	3	4	5	6	7	8	9	10	11	12	13	14	15	16
Group Code	Group Name	NAIC Company Code	ID Number	Federal RSSD	CIK	Name of Securities Exchange if Publicly Traded (U.S. or International)	Names of Parent, Subsidiaries or Affiliates	Domiciliary Location	Relationship to Reporting Entity	Directly Controlled by (Name of Entity/Person)	Type of Control (Ownership, Board, Management, Attorney-in-Fact, Influence, Other)	If Control is Ownership Provide Percentage	Ultimate Controlling Entity(ies)/Person(s)	Is an SCA Filing Required? (Yes/No)	*
			82-0613859				Westchester Village East Limited Dividend Housing Association LP	MI	NIA	AHP Housing Fund 176, LLC	Ownership	99.990	Berkshire Hathaway Inc.	NO	
			81-5476902				Westchester Village North Limited Dividend Housing Association LP	MI	NIA	AHP Housing Fund 177, LLC	Ownership	99.990	Berkshire Hathaway Inc.	NO	
			82-0621378				Evansville RCF LP	IN	NIA	AHP Housing Fund 178, LLC	Ownership	99.990	Berkshire Hathaway Inc.	NO	
			82-0620959				Mishawaka RCF LP	IN	NIA	AHP Housing Fund 179, LLC	Ownership	99.990	Berkshire Hathaway Inc.	NO	
			82-3044253				Elevate at Jordan Creek, LP	IA	NIA	AHP Housing Fund 180, LLC	Ownership	99.990	Berkshire Hathaway Inc.	NO	
			83-0815652				Camelot Housing Associates Limited Partnership	MA	NIA	AHP Housing Fund 181, LLC	Ownership	99.990	Berkshire Hathaway Inc.	NO	
			82-2943407				Valle de Atrisco LLLP	NM	NIA	AHP Housing Fund 182, LLC	Ownership	99.990	Berkshire Hathaway Inc.	NO	
			82-0995335				Hellenic Senior Living of Elkhart, LLC	IN	NIA	AHP Housing Fund 183, LLC	Ownership	99.990	Berkshire Hathaway Inc.	NO	
			82-3203180				Louden Housing LLC	IA	NIA	AHP Housing Fund 188, LLC	Ownership	99.990	Berkshire Hathaway Inc.	NO	
			83-4363589				Mt. Pentelicus MT, LLC	DE	NIA	AHP Housing Fund 189, LLC	Ownership	99.000	Berkshire Hathaway Inc.	NO	
			82-0619506				Edna The Post Oak LP	TX	NIA	AHP Housing Fund 190, LLC	Ownership	99.990	Berkshire Hathaway Inc.	NO	
			82-3179006				Dalcor Gessner, LTD	TX	NIA	AHP Housing Fund 191, LLC	Ownership	99.990	Berkshire Hathaway Inc.	NO	
			82-2672689				Terre Haute AAL LP	IN	NIA	AHP Housing Fund 192, LLC	Ownership	99.990	Berkshire Hathaway Inc.	NO	
			26-0496945				Stephens Garage Building, LLC	LA	NIA	AHP Housing Fund 193, LLC	Ownership	99.000	Berkshire Hathaway Inc.	NO	
			82-3104130				Ferriday Housing, LP	MS	NIA	AHP Housing Fund 194, LLC	Ownership	99.990	Berkshire Hathaway Inc.	NO	
			38-3920582				Houston 5110 Griggs Road Residential, LP	TX	NIA	AHP Housing Fund 196, LLC	Ownership	99.980	Berkshire Hathaway Inc.	NO	
			82-2691797				Fort Wayne AAL LP	IN	NIA	AHP Housing Fund 198, LLC	Ownership	99.990	Berkshire Hathaway Inc.	NO	
			82-1780261				Serenity Park II, LLC	OK	NIA	AHP Housing Fund 199, LLC	Ownership	98.990	Berkshire Hathaway Inc.	NO	
			82-1987362				Fields Apartments LP	OR	NIA	AHP Housing Fund 200, LLC	Ownership	99.980	Berkshire Hathaway Inc.	NO	
			81-4827773				Printworks Ventures, LLC	NC	NIA	AHP Housing Fund 201, LLC	Ownership	98.990	Berkshire Hathaway Inc.	NO	
			84-2589953				TX Heritage Huntsville 2019, LTD	TX	NIA	AHP Housing Fund 202, LLC	Ownership	99.990	Berkshire Hathaway Inc.	NO	
			82-2870051				SCS Decatur 17, LP	TX	NIA	AHP Housing Fund 203, LLC	Ownership	99.990	Berkshire Hathaway Inc.	NO	
			81-5452024				Riverside Senior Investments, LP	TX	NIA	AHP Housing Fund 204, LLC	Ownership	99.980	Berkshire Hathaway Inc.	NO	
			82-2247292				LIV Boerne Hills, LP	TX	NIA	AHP Housing Fund 205, LLC	Ownership	99.980	Berkshire Hathaway Inc.	NO	
			83-0955138				BC 2018 Lockhart, LP	TX	NIA	AHP Housing Fund 206, LLC	Ownership	99.990	Berkshire Hathaway Inc.	NO	
			83-2242872				Cook Road AAL LP	IN	NIA	AHP Housing Fund 209, LLC	Ownership	99.990	Berkshire Hathaway Inc.	NO	
			83-1738032				SP&D Marion LLC	NC	NIA	AHP Housing Fund 210, LLC	Ownership	99.990	Berkshire Hathaway Inc.	NO	
			82-2863880				SCF Lamesa 17, LP	TX	NIA	AHP Housing Fund 211, LLC	Ownership	99.990	Berkshire Hathaway Inc.	NO	
			82-4787127				Palmtree Spur LP	TX	NIA	AHP Housing Fund 212, LLC	Ownership	99.990	Berkshire Hathaway Inc.	NO	
			35-2657517				Marbella Apartments, LLC	NM	NIA	AHP Housing Fund 214, LLC	Ownership	99.990	Berkshire Hathaway Inc.	NO	
			83-2844370				Y Lofts, LP	KS	NIA	AHP Housing Fund 215, LLC	Ownership	98.990	Berkshire Hathaway Inc.	NO	
			83-1511108				Lake Meadows AL, LP	IN	NIA	AHP Housing Fund 216, LLC	Ownership	99.990	Berkshire Hathaway Inc.	NO	
			32-0579865				Texarkana Grim Housing Partners LP	TX	NIA	AHP Housing Fund 217, LLC	Ownership	98.980	Berkshire Hathaway Inc.	NO	
			82-2847711				Providence Ted Trout Drive, LP	TX	NIA	AHP Housing Fund 218, LLC	Ownership	99.980	Berkshire Hathaway Inc.	NO	
			83-2848756				Cullen Housing, Limited Partnership	MA	NIA	AHP Housing Fund 220, LLC	Ownership	99.990	Berkshire Hathaway Inc.	NO	
			83-0815570				Sherwood Housing Associates Limited Partnership	MA	NIA	AHP Housing Fund 221, LLC	Ownership	99.990	Berkshire Hathaway Inc.	NO	
			45-4759084				Braselton Court, LP	GA	NIA	AHP Housing Fund 228, LLC	Ownership	98.990	Berkshire Hathaway Inc.	NO	
			36-4743690				Brighton Pointe LP	NC	NIA	AHP Housing Fund 229, LLC	Ownership	99.990	Berkshire Hathaway Inc.	NO	
			30-0749914				Brookcreek Crossing LP	VA	NIA	AHP Housing Fund 230, LLC	Ownership	99.990	Berkshire Hathaway Inc.	NO	
			32-0444468				The Preserve at Hardwick, LP	TN	NIA	AHP Housing Fund 232, LLC	Ownership	99.990	Berkshire Hathaway Inc.	NO	
			80-0968965				Mills Creek Crossing, LP	GA	NIA	AHP Housing Fund 235, LLC	Ownership	98.990	Berkshire Hathaway Inc.	NO	
			46-3242875				New Blossom Partners, LP	TN	NIA	AHP Housing Fund 236, LLC	Ownership	99.990	Berkshire Hathaway Inc.	NO	
			83-2636483				OKC Rockwell Apartments, LLC	OK	NIA	AHP Housing Fund 241, LLC	Ownership	99.990	Berkshire Hathaway Inc.	NO	
			45-4759084				Braselton Court, LP	GA	NIA	AHP SLP LLC	Ownership	0.000	Berkshire Hathaway Inc.	NO	
			36-4743690				Brighton Pointe LP	NC	NIA	AHP SLP LLC	Ownership	0.000	Berkshire Hathaway Inc.	NO	
			30-0749914				Brookcreek Crossing LP	VA	NIA	AHP SLP LLC	Ownership	0.000	Berkshire Hathaway Inc.	NO	

ANNUAL STATEMENT FOR THE YEAR 2022 OF THE General Re Life Corporation

SCHEDULE Y

PART 1A - DETAIL OF INSURANCE HOLDING COMPANY SYSTEM

1	2	3	4	5	6	7	8	9	10	11	12	13	14	15	16
Group Code	Group Name	NAIC Company Code	ID Number	Federal RSSD	CIK	Name of Securities Exchange if Publicly Traded (U.S. or International)	Names of Parent, Subsidiaries Or Affiliates	Domiciliary Location	Relationship to Reporting Entity	Directly Controlled by (Name of Entity/Person)	Type of Control (Ownership, Board, Management, Attorney-in-Fact, Influence, Other)	If Control is Ownership Provide Percentage	Ultimate Controlling Entity(ies)/Person(s)	Is an SCA Filing Required? (Yes/No)	*
			80-0968965				Mills Creek Crossing, LP	GA	NIA	AHP SLP LLC	Ownership	0.000	Berkshire Hathaway Inc.	NO	
			46-3242875				New Blossom Partners, LP	TN	NIA	AHP SLP LLC	Ownership	0.000	Berkshire Hathaway Inc.	NO	
			32-0444468				The Preserve at Hardwick, LP	TN	NIA	AHP SLP LLC	Ownership	0.000	Berkshire Hathaway Inc.	NO	
			38-3898386				AHP State Housing Fund 1, LLC	DE	NIA	AHP State Affordable 1, LLC	Ownership	99.990	Berkshire Hathaway Inc.	NO	
			35-2468668				AHP State Housing Fund 2, LLC	DE	NIA	AHP State Affordable 1, LLC	Ownership	99.990	Berkshire Hathaway Inc.	NO	
			32-0402570				AHP State Housing Fund 3, LLC	DE	NIA	AHP State Affordable 1, LLC	Ownership	99.990	Berkshire Hathaway Inc.	NO	
			37-1714820				AHP State Housing Fund 4, LLC	DE	NIA	AHP State Affordable 2, LLC	Ownership	99.990	Berkshire Hathaway Inc.	NO	
			61-1686064				AHP Housing Fund 5, LLC	NV	NIA	AHP State Affordable 3, LLC	Ownership	99.990	Berkshire Hathaway Inc.	NO	
			36-4736685				AHP Housing Fund 6, LLC	DE	NIA	AHP State Affordable 3, LLC	Ownership	99.990	Berkshire Hathaway Inc.	NO	
			37-1696391				AHP Housing Fund 7, LLC	DE	NIA	AHP State Affordable 3, LLC	Ownership	99.990	Berkshire Hathaway Inc.	NO	
			32-0402970				AHP State Housing Fund 5, LLC	DE	NIA	AHP State Affordable 3, LLC	Ownership	99.990	Berkshire Hathaway Inc.	NO	
			61-1866382				AHP State Housing Fund 6, LLC	DE	NIA	AHP State Affordable 3, LLC	Ownership	99.990	Berkshire Hathaway Inc.	NO	
			61-1866540				AHP State Housing Fund 7, LLC	DE	NIA	AHP State Affordable 3, LLC	Ownership	99.990	Berkshire Hathaway Inc.	NO	
			30-1031690				AHP State Housing Fund 10, LLC	DE	NIA	AHP State Affordable 3, LLC	Ownership	99.990	Berkshire Hathaway Inc.	NO	
			85-3262876				AHP State Housing Fund 11, LLC	DE	NIA	AHP State Affordable, LLC	Ownership	99.990	Berkshire Hathaway Inc.	NO	
			85-3288529				AHP State Housing Fund 12, LLC	DE	NIA	AHP State Affordable, LLC	Ownership	99.990	Berkshire Hathaway Inc.	NO	
			85-3298919				AHP State Housing Fund 13, LLC	DE	NIA	AHP State Affordable, LLC	Ownership	99.990	Berkshire Hathaway Inc.	NO	
			85-3325040				AHP State Housing Fund 14, LLC	DE	NIA	AHP State Affordable, LLC	Ownership	99.990	Berkshire Hathaway Inc.	NO	
			85-3344981				AHP State Housing Fund 15, LLC	DE	NIA	AHP State Affordable, LLC	Ownership	99.990	Berkshire Hathaway Inc.	NO	
			85-3449216				AHP State Housing Fund 16, LLC	DE	NIA	AHP State Affordable, LLC	Ownership	99.990	Berkshire Hathaway Inc.	NO	
			85-3553551				AHP State Housing Fund 17, LLC	DE	NIA	AHP State Affordable, LLC	Ownership	99.990	Berkshire Hathaway Inc.	NO	
			85-3489037				AHP State Housing Fund 18, LLC	DE	NIA	AHP State Affordable, LLC	Ownership	99.990	Berkshire Hathaway Inc.	NO	
			85-3528525				AHP State Housing Fund 19, LLC	DE	NIA	AHP State Affordable, LLC	Ownership	99.990	Berkshire Hathaway Inc.	NO	
			85-3551155				AHP State Housing Fund 20, LLC	DE	NIA	AHP State Affordable, LLC	Ownership	99.990	Berkshire Hathaway Inc.	NO	
			45-4776750				Plaza Square 50 LP	MO	NIA	AHP State Housing Fund 1, LLC	Ownership	1.000	Berkshire Hathaway Inc.	NO	
			90-0787204				Garfield Place Partners LP	MO	NIA	AHP State Housing Fund 2, LLC	Ownership	1.000	Berkshire Hathaway Inc.	NO	
			45-5411572				UH Senior Partnership II, L.P.	GA	NIA	AHP State Housing Fund 3, LLC	Ownership	1.000	Berkshire Hathaway Inc.	NO	
			81-2696850				Downtown Housing Affordable LP	OK	NIA	AHP State Housing Fund 5, LLC	Ownership	1.000	Berkshire Hathaway Inc.	NO	
			82-1780261				Serenity Park II, LLC	OK	NIA	AHP State Housing Fund 6, LLC	Ownership	1.000	Berkshire Hathaway Inc.	NO	
			95-3833752				Composites Horizons, LLC	DE	NIA	AIPOF V GH Blocker Inc.	Ownership	19.191	Berkshire Hathaway Inc.	NO	
			98-0664985				AF Aerospace Limited	GBR	NIA	Airdrome Parts Co., Limited	Ownership	100.000	Berkshire Hathaway Inc.	NO	
			47-2454031				Alamo 6, LLC	DE	NIA	Alamo 6 Solar Holdings, LLC	Ownership	100.000	Berkshire Hathaway Inc.	NO	
			32-0452012				Solar San Antonio LLC	DE	NIA	Alamo 6 Solar Holdings, LLC	Ownership	100.000	Berkshire Hathaway Inc.	NO	
			45-2081405				Alaska Gas Pipeline Company, LLC	CAN	NIA	Alaska Gas Transmission Company, LLC	Ownership	100.000	Berkshire Hathaway Inc.	NO	
			58-2140960				Larson-Juhl International LLC	GA	NIA	Albecca Inc.	Ownership	100.000	Berkshire Hathaway Inc.	NO	
			84-2630349				Allegheny Hospitality Investments LLC	DE	NIA	Allegheny Capital Corporation	Ownership	100.000	Berkshire Hathaway Inc.	NO	
			81-3075316				First Act, LLC	DE	NIA	Allegheny Capital Corporation	Ownership	100.000	Berkshire Hathaway Inc.	NO	
			23-2561581				IPS-Integrated Project Services, LLC	DE	NIA	Allegheny Capital Corporation	Ownership	81.620	Berkshire Hathaway Inc.	NO	
			98-1183185				Jaz Toys HK Limited	HKG	NIA	Allegheny Capital Corporation	Ownership	100.000	Berkshire Hathaway Inc.	NO	
			84-4049477				Jazplus, LLC	DE	NIA	Allegheny Capital Corporation	Ownership	100.000	Berkshire Hathaway Inc.	NO	
			47-3729412				Jazwares Entertainment, LLC	DE	NIA	Allegheny Capital Corporation	Ownership	100.000	Berkshire Hathaway Inc.	NO	
			92-0285257				Jazwares Soft Creations LLC	DE	NIA	Allegheny Capital Corporation	Ownership	100.000	Berkshire Hathaway Inc.	NO	
			51-0388825				Jazwares, LLC	DE	NIA	Allegheny Capital Corporation	Ownership	100.000	Berkshire Hathaway Inc.	NO	
			84-5150269				Kelly Amusement Holdings, LLC	DE	NIA	Allegheny Capital Corporation	Ownership	100.000	Berkshire Hathaway Inc.	NO	
			86-3024790				Piedmont Manufacturing Group, LLC	DE	NIA	Allegheny Capital Corporation	Ownership	100.000	Berkshire Hathaway Inc.	NO	
			45-4673903				Precision Cutting Technologies, Inc.	DE	NIA	Allegheny Capital Corporation	Ownership	100.000	Berkshire Hathaway Inc.	NO	
			61-0366810				R.C. Tway Company, LLC	KY	NIA	Allegheny Capital Corporation	Ownership	80.030	Berkshire Hathaway Inc.	NO	
			36-4128481				Wilbert Funeral Services, Inc.	KS	NIA	Allegheny Capital Corporation	Ownership	100.000	Berkshire Hathaway Inc.	NO	
			20-1535505				WWSC Holdings, LLC	DE	NIA	Allegheny Capital Corporation	Ownership	80.000	Berkshire Hathaway Inc.	NO	

53.20

ANNUAL STATEMENT FOR THE YEAR 2022 OF THE General Re Life Corporation

SCHEDULE Y
PART 1A - DETAIL OF INSURANCE HOLDING COMPANY SYSTEM

1	2	3	4	5	6	7	8	9	10	11	12	13	14	15	16			
Group Code	Group Name	NAIC Company Code	ID Number	Federal RSSD	CIK	Name of Securities Exchange if Publicly Traded (U.S. or International)	Names of Parent, Subsidiaries Or Affiliates	Domiciliary Location	Relationship to Reporting Entity	Directly Controlled by (Name of Entity/Person)	Type of Control (Ownership, Board, Management, Attorney-in-Fact, Influence, Other)	If Control is Ownership Provide Percentage	Ultimate Controlling Entity(ies)/Person(s)	Is an SCA Filing Required? (Yes/No)	*			
0031	Berkshire Hathaway Group	12640	84-2599243				Z Global Logistics, LLC	DE	NIA	Alleghany Capital Corporation	Ownership	100.000	Berkshire Hathaway Inc.	NO				
			82-3784847				Zag Toys Holdings, LLC	DE	NIA	Alleghany Capital Corporation	Ownership	100.000	Berkshire Hathaway Inc.	NO				
			13-3725517				Alleghany Capital Corporation	DE	NIA	Alleghany Corporation	Ownership	100.000	Berkshire Hathaway Inc.	NO				
			51-0283071				Alleghany Corporation	DE	NIA	Alleghany Corporation	Ownership	100.000	Berkshire Hathaway Inc.	NO				
			51-0283071				Alleghany Insurance Holdings LLC	DE	NIA	Alleghany Corporation	Ownership	100.000	Berkshire Hathaway Inc.	NO				
			68-0339019				Alleghany Properties Holdings LLC	DE	NIA	Alleghany Corporation	Ownership	100.000	Berkshire Hathaway Inc.	NO				
			80-0795986				Transatlantic Holdings, Inc.	DE	NIA	Alleghany Corporation	Ownership	100.000	Berkshire Hathaway Inc.	NO				
			20-5101850				AIHL Re LLC	VT	IA	Alleghany Insurance Holdings LLC	Ownership	100.000	Berkshire Hathaway Inc.	NO				
			39-1052658				CapSpecialty, Inc.	WI	NIA	Alleghany Insurance Holdings LLC	Ownership	100.000	Berkshire Hathaway Inc.	NO				
			27-1354706				Roundwood Asset Management LLC	DE	NIA	Alleghany Insurance Holdings LLC	Ownership	100.000	Berkshire Hathaway Inc.	NO				
			01-0788257				RSUI Group, Inc.	DE	NIA	Alleghany Insurance Holdings LLC	Ownership	100.000	Berkshire Hathaway Inc.	NO				
			68-0339019				Alleghany Properties LLC	DE	NIA	Alleghany Properties Holdings LLC	Ownership	100.000	Berkshire Hathaway Inc.	NO				
			68-0339019				APH Las Serenas Simi Valley, LLC	DE	NIA	Alleghany Properties Holdings LLC	Ownership	100.000	Berkshire Hathaway Inc.	NO				
			68-0339019				APH SLP, LLC	DE	NIA	Alleghany Properties Holdings LLC	Ownership	100.000	Berkshire Hathaway Inc.	NO				
			68-0339019				APH Terracina Cathedral City, LLC	DE	NIA	Alleghany Properties Holdings LLC	Ownership	100.000	Berkshire Hathaway Inc.	NO				
			68-0339019				APH Terracina Vineyard LLC	DE	NIA	Alleghany Properties Holdings LLC	Ownership	100.000	Berkshire Hathaway Inc.	NO				
										AltaLink Investments, L.P.	CAN	NIA	AltaLink Holdings, L.P.	Ownership	99.990	Berkshire Hathaway Inc.	NO	
										AltaLink Holdings, L.P.	CAN	NIA	AltaLink Investment Management Ltd.	Ownership	0.010	Berkshire Hathaway Inc.	NO	
										AltaLink Investments, L.P.	CAN	NIA	AltaLink Investment Management Ltd.	Ownership	0.010	Berkshire Hathaway Inc.	NO	
										AltaLink, L.P.	CAN	NIA	AltaLink Investments, L.P.	Ownership	99.990	Berkshire Hathaway Inc.	NO	
										AltaLink, L.P.	CAN	NIA	AltaLink Management Ltd.	Ownership	0.010	Berkshire Hathaway Inc.	NO	
										KainaiLink, L.P.	CAN	NIA	AltaLink Management Ltd.	Ownership	0.010	Berkshire Hathaway Inc.	NO	
										PiikaniLink, L.P.	CAN	NIA	AltaLink Management Ltd.	Ownership	0.010	Berkshire Hathaway Inc.	NO	
										KainaiLink, L.P.	CAN	NIA	AltaLink, L.P.	Ownership	48.995	Berkshire Hathaway Inc.	NO	
										PiikaniLink, L.P.	CAN	NIA	AltaLink, L.P.	Ownership	48.995	Berkshire Hathaway Inc.	NO	
										Zephyr Rail Equipment Private Ltd.	IND	NIA	Amarillo Gear (Singapore) Pte Ltd.	Ownership	51.000	Berkshire Hathaway Inc.	NO	
						77-0221021				Amarillo Wind Machine LLC	DE	NIA	Amarillo Gear Company LLC	Ownership	100.000	Berkshire Hathaway Inc.	NO	
										Reductores De Mexico, S.A.	MEX	NIA	Amarillo Gear Company LLC	Ownership	49.000	Berkshire Hathaway Inc.	NO	
						83-1840299				ARE Commercial Real Estate, LLC	NE	NIA	Ambassador Real Estate Company	Ownership	100.000	Berkshire Hathaway Inc.	NO	
						82-5374272				ARE Iowa, LLC	DE	NIA	Ambassador Real Estate Company	Ownership	100.000	Berkshire Hathaway Inc.	NO	
										Berkshire India Limited	IND	NIA	American All Risk Insurance Services, Inc.	Ownership	0.000	Berkshire Hathaway Inc.	NO	
										Berkshire India Limited	IND	NIA	American Commercial Claims Administrators Inc.	Ownership	0.000	Berkshire Hathaway Inc.	NO	
						33-1033675				DQ Overseas, LLC	MN	NIA	American Dairy Queen Corporation	Ownership	100.000	Berkshire Hathaway Inc.	NO	
						71-0924040				DQ Training Restaurants, LLC	DE	NIA	American Dairy Queen Corporation	Ownership	100.000	Berkshire Hathaway Inc.	NO	
						20-1980632				DQGC, Inc.	VA	NIA	American Dairy Queen Corporation	Ownership	100.000	Berkshire Hathaway Inc.	NO	
						98-1638594				Amiston Linesight Limited	BHR	NIA	Anchorbuoy Ltd	Ownership	100.000	Berkshire Hathaway Inc.	NO	
						98-1637861				Amiston Linesight Limited (IE)	IRL	NIA	Anchorbuoy Ltd	Ownership	100.000	Berkshire Hathaway Inc.	NO	
						98-1663102				An Iorua AS	NOR	NIA	Anchorbuoy Ltd	Ownership	100.000	Berkshire Hathaway Inc.	NO	
						98-1640296				Anchor GCC Ltd	IMN	NIA	Anchorbuoy Ltd	Ownership	100.000	Berkshire Hathaway Inc.	NO	
						98-1640595				BS An Ghearmain GMBH	DEU	NIA	Anchorbuoy Ltd	Ownership	100.000	Berkshire Hathaway Inc.	NO	
						98-1641258				BS Denmark Aps	DNK	NIA	Anchorbuoy Ltd	Ownership	100.000	Berkshire Hathaway Inc.	NO	
						98-1641587				BS Isiltir BV	NLD	NIA	Anchorbuoy Ltd	Ownership	100.000	Berkshire Hathaway Inc.	NO	
						98-1641714				Citiwide Consultants Limited	HKG	NIA	Anchorbuoy Ltd	Ownership	100.000	Berkshire Hathaway Inc.	NO	
						98-1642467				Cuanbac Limited	IRL	NIA	Anchorbuoy Ltd	Ownership	100.000	Berkshire Hathaway Inc.	NO	
						98-1641864				Cuanbac Ltd (NL)	NLD	NIA	Anchorbuoy Ltd	Ownership	100.000	Berkshire Hathaway Inc.	NO	
			98-1640994				Cuanbac Ltd (UK)	GBR	NIA	Anchorbuoy Ltd	Ownership	100.000	Berkshire Hathaway Inc.	NO				
			98-1641364				Downbay Limited	GBR	NIA	Anchorbuoy Ltd	Ownership	100.000	Berkshire Hathaway Inc.	NO				

ANNUAL STATEMENT FOR THE YEAR 2022 OF THE General Re Life Corporation

SCHEDULE Y
PART 1A - DETAIL OF INSURANCE HOLDING COMPANY SYSTEM

1	2	3	4	5	6	7	8	9	10	11	12	13	14	15	16
Group Code	Group Name	NAIC Company Code	ID Number	Federal RSSD	CIK	Name of Securities Exchange if Publicly Traded (U.S. or International)	Names of Parent, Subsidiaries Or Affiliates	Domiciliary Location	Relationship to Reporting Entity	Directly Controlled by (Name of Entity/Person)	Type of Control (Ownership, Board, Management, Attorney-in-Fact, Influence, Other)	If Control is Ownership Provide Percentage	Ultimate Controlling Entity(ies)/Person(s)	Is an SCA Filing Required? (Yes/No)	*
			98-1638590				Forest Holdings Ltd	.IMN	NIA	Anchorbuoy Ltd	Ownership	100.000	Berkshire Hathaway Inc.	NO	
			98-1638585				Forest Investments	.IMN	NIA	Anchorbuoy Ltd	Ownership	100.000	Berkshire Hathaway Inc.	NO	
			98-1639401				Kiabay Unlimited Company	.IRL	NIA	Anchorbuoy Ltd	Ownership	100.000	Berkshire Hathaway Inc.	NO	
			98-1641965				Line Radharc Limited	.IRL	NIA	Anchorbuoy Ltd	Ownership	100.000	Berkshire Hathaway Inc.	NO	
			98-1642476				Linesight AB	.SWE	NIA	Anchorbuoy Ltd	Ownership	100.000	Berkshire Hathaway Inc.	NO	
			98-1642275				Linesight BV Belgium	.BEL	NIA	Anchorbuoy Ltd	Ownership	100.000	Berkshire Hathaway Inc.	NO	
			98-1641927				Linesight Chile SPA	.CHL	NIA	Anchorbuoy Ltd	Ownership	100.000	Berkshire Hathaway Inc.	NO	
			82-4414027				Linesight Company Limited	.SAU	NIA	Anchorbuoy Ltd	Ownership	100.000	Berkshire Hathaway Inc.	NO	
			98-1641362				Linesight Consulting LLC	.DE	NIA	Anchorbuoy Ltd	Ownership	100.000	Berkshire Hathaway Inc.	NO	
			98-1641376				Linesight consulting Private Ltd	.IND	NIA	Anchorbuoy Ltd	Ownership	100.000	Berkshire Hathaway Inc.	NO	
			98-1641871				Linesight Consulting Shanghai Limited	.CHN	NIA	Anchorbuoy Ltd	Ownership	100.000	Berkshire Hathaway Inc.	NO	
			98-1641856				Linesight DMCC	.ARE	NIA	Anchorbuoy Ltd	Ownership	100.000	Berkshire Hathaway Inc.	NO	
			98-1654665				Linesight Finland Oy	.FIN	NIA	Anchorbuoy Ltd	Ownership	100.000	Berkshire Hathaway Inc.	NO	
			98-1641892				Linesight GmbH	.AUT	NIA	Anchorbuoy Ltd	Ownership	100.000	Berkshire Hathaway Inc.	NO	
			98-1654320				Linesight Inc	.CAN	NIA	Anchorbuoy Ltd	Ownership	100.000	Berkshire Hathaway Inc.	NO	
			98-1638458				Linesight Italy SRL	.ITA	NIA	Anchorbuoy Ltd	Ownership	100.000	Berkshire Hathaway Inc.	NO	
			98-1640459				Linesight Japan KK	.JPN	NIA	Anchorbuoy Ltd	Ownership	100.000	Berkshire Hathaway Inc.	NO	
			98-1641600				Linesight Limited	.ISR	NIA	Anchorbuoy Ltd	Ownership	100.000	Berkshire Hathaway Inc.	NO	
							Linesight Limited (IE)	.IRL	NIA	Anchorbuoy Ltd	Ownership	100.000	Berkshire Hathaway Inc.	NO	
							Linesight PTE Limited	.SGP	NIA	Anchorbuoy Ltd	Ownership	100.000	Berkshire Hathaway Inc.	NO	
							Linesight PTE Limited Taiwan Branch (Singapore)	.TWN	NIA	Anchorbuoy Ltd	Ownership	100.000	Berkshire Hathaway Inc.	NO	
			98-1642441				Linesight S.A. DE C.V.	.MEX	NIA	Anchorbuoy Ltd	Ownership	100.000	Berkshire Hathaway Inc.	NO	
							Linesight SAS ref France	.FRA	NIA	Anchorbuoy Ltd	Ownership	100.000	Berkshire Hathaway Inc.	NO	
			98-1639768				Linesight Sdn. Bhd (Malaysia)	.MYS	NIA	Anchorbuoy Ltd	Ownership	100.000	Berkshire Hathaway Inc.	NO	
			98-1663542				Linesight Spain S.L.U	.ESP	NIA	Anchorbuoy Ltd	Ownership	100.000	Berkshire Hathaway Inc.	NO	
			98-1639811				Linesight Switzerland Sarl	.CHE	NIA	Anchorbuoy Ltd	Ownership	100.000	Berkshire Hathaway Inc.	NO	
			98-1640315				Maxamillion Limited	.IMN	NIA	Anchorbuoy Ltd	Ownership	100.000	Berkshire Hathaway Inc.	NO	
			98-1640353				Millfont Limited	.IRL	NIA	Anchorbuoy Ltd	Ownership	100.000	Berkshire Hathaway Inc.	NO	
			98-1639774				Murascaille Holdings BV	.MLD	NIA	Anchorbuoy Ltd	Ownership	100.000	Berkshire Hathaway Inc.	NO	
			98-1640309				Netfont Unlimited	.IRL	NIA	Anchorbuoy Ltd	Ownership	100.000	Berkshire Hathaway Inc.	NO	
			98-1640952				Pine Holdings Ltd	.IMN	NIA	Anchorbuoy Ltd	Ownership	100.000	Berkshire Hathaway Inc.	NO	
			98-1640155				Planbay Limited	.IRL	NIA	Anchorbuoy Ltd	Ownership	100.000	Berkshire Hathaway Inc.	NO	
			98-1640608				Plug Holdings Unlimited	.IMN	NIA	Anchorbuoy Ltd	Ownership	100.000	Berkshire Hathaway Inc.	NO	
			98-1638600				Robay Unlimited Company	.IRL	NIA	Anchorbuoy Ltd	Ownership	100.000	Berkshire Hathaway Inc.	NO	
			98-1640885				Safabay Limited	.IRL	NIA	Anchorbuoy Ltd	Ownership	100.000	Berkshire Hathaway Inc.	NO	
			98-1641620				Shellbay Unlimited Company	.IRL	NIA	Anchorbuoy Ltd	Ownership	100.000	Berkshire Hathaway Inc.	NO	
			38-3818109				Tips	.IMN	NIA	Anchorbuoy Ltd	Ownership	100.000	Berkshire Hathaway Inc.	NO	
			98-1640965				Trenmor LLC	.DE	NIA	Anchorbuoy Ltd	Ownership	100.000	Berkshire Hathaway Inc.	NO	
			98-1642178				Trenmor PTY Limited	.AUS	NIA	Anchorbuoy Ltd	Ownership	100.000	Berkshire Hathaway Inc.	NO	
							Trenmor Unlimited Company	.IRL	NIA	Anchorbuoy Ltd	Ownership	100.000	Berkshire Hathaway Inc.	NO	
							Wozey S.A	.URY	NIA	Anchorbuoy Ltd	Ownership	100.000	Berkshire Hathaway Inc.	NO	
			47-5183763				Andromeda CSG1, LLC	.MN	NIA	Andromeda CSG1, LLC	Ownership	100.000	Berkshire Hathaway Inc.	NO	
			47-5196584				Andromeda CSG2, LLC	.MN	NIA	Andromeda CSG1, LLC	Ownership	100.000	Berkshire Hathaway Inc.	NO	
			47-5203083				Andromeda CSG3, LLC	.MN	NIA	Andromeda CSG1, LLC	Ownership	100.000	Berkshire Hathaway Inc.	NO	
			47-5221842				Andromeda CSG4, LLC	.MN	NIA	Andromeda CSG1, LLC	Ownership	100.000	Berkshire Hathaway Inc.	NO	
			47-5233687				Andromeda CSG5, LLC	.MN	NIA	Andromeda CSG1, LLC	Ownership	100.000	Berkshire Hathaway Inc.	NO	
							Angelo Po France Sarl	.FRA	NIA	Angelo Po Grandi Cucine S.p.A.	Ownership	100.000	Berkshire Hathaway Inc.	NO	
							Angelo Po Iberica S.L	.ESP	NIA	Angelo Po Grandi Cucine S.p.A.	Ownership	100.000	Berkshire Hathaway Inc.	NO	

ANNUAL STATEMENT FOR THE YEAR 2022 OF THE General Re Life Corporation

SCHEDULE Y

PART 1A - DETAIL OF INSURANCE HOLDING COMPANY SYSTEM

1	2	3	4	5	6	7	8	9	10	11	12	13	14	15	16
Group Code	Group Name	NAIC Company Code	ID Number	Federal RSSD	CIK	Name of Securities Exchange if Publicly Traded (U.S. or International)	Names of Parent, Subsidiaries Or Affiliates	Domiciliary Location	Relationship to Reporting Entity	Directly Controlled by (Name of Entity/Person)	Type of Control (Ownership, Board, Management, Attorney-in-Fact, Influence, Other)	If Control is Ownership Provide Percentage	Ultimate Controlling Entity(ies)/Person(s)	Is an SCA Filing Required? (Yes/No)	*
							Angelo Po Trading Shanghai Co. Ltd	.CHN	NIA	Angelo Po Grandi Cucine S.p.A.	Ownership	100.000	Berkshire Hathaway Inc.	NO	
			47-5028133				Antares CSG1, LLC	.MN	NIA	Antares Community Solar Gardens, LLC	Ownership	100.000	Berkshire Hathaway Inc.	NO	
			47-5042238				Antares CSG2, LLC	.MN	NIA	Antares Community Solar Gardens, LLC	Ownership	100.000	Berkshire Hathaway Inc.	NO	
			47-5050085				Antares CSG3, LLC	.MN	NIA	Antares Community Solar Gardens, LLC	Ownership	100.000	Berkshire Hathaway Inc.	NO	
			47-5183888				Antlia CSG1, LLC	.MN	NIA	Antlia Community Solar Gardens, LLC	Ownership	100.000	Berkshire Hathaway Inc.	NO	
			47-5196460				Antlia CSG2, LLC	.MN	NIA	Antlia Community Solar Gardens, LLC	Ownership	100.000	Berkshire Hathaway Inc.	NO	
							Apex (Guangzhou) Tools & Orthopedics Company	.CHN	NIA	Apex (China) Holding Company LLC	Ownership	100.000	Berkshire Hathaway Inc.	NO	
							Apex (HK) Tools & Orthopedics Limited	.HKG	NIA	Apex (China) Holding Company LLC	Ownership	100.000	Berkshire Hathaway Inc.	NO	
							Precision Edge Surgical Products Company LLC	.DE	NIA	Apex (China) Holding Company LLC	Ownership	100.000	Berkshire Hathaway Inc.	NO	
			37-1447596				Apex (Suzhou) Medical Products Company	.CHN	NIA	Apex (HK) Tools & Orthopedics Limited	Ownership	100.000	Berkshire Hathaway Inc.	NO	
							Aquamatic H2O Solutions Private Limited	.IND	NIA	Aqua Works Private Limited	Ownership	0.010	Berkshire Hathaway Inc.	NO	
			27-4752733				Ambassador Title Services, LLC	.NE	NIA	ARE Escrow, LLC	Ownership	93.010	Berkshire Hathaway Inc.	NO	
			27-4743835				ARE Escrow, LLC	.NE	NIA	ARE Iowa, LLC	Ownership	58.500	Berkshire Hathaway Inc.	NO	
			47-5484483				Argo Navis CSG1, LLC	.MN	NIA	Argo Navis Community Solar Gardens, LLC	Ownership	100.000	Berkshire Hathaway Inc.	NO	
			47-5510448				Argo Navis CSG2, LLC	.MN	NIA	Argo Navis Community Solar Gardens, LLC	Ownership	100.000	Berkshire Hathaway Inc.	NO	
			47-5520932				Argo Navis CSG3, LLC	.MN	NIA	Argo Navis Community Solar Gardens, LLC	Ownership	100.000	Berkshire Hathaway Inc.	NO	
			47-4702940				Aries CSG1, LLC	.MN	NIA	Aries Community Solar Gardens, LLC	Ownership	100.000	Berkshire Hathaway Inc.	NO	
			47-4722301				Aries CSG2, LLC	.MN	NIA	Aries Community Solar Gardens, LLC	Ownership	100.000	Berkshire Hathaway Inc.	NO	
			47-4743067				Aries CSG3, LLC	.MN	NIA	Aries Community Solar Gardens, LLC	Ownership	100.000	Berkshire Hathaway Inc.	NO	
			47-4754001				Aries CSG4, LLC	.MN	NIA	Aries Community Solar Gardens, LLC	Ownership	100.000	Berkshire Hathaway Inc.	NO	
			27-0769325				Big Red Rooster Flow LLC	.IL	NIA	Artform International Inc.	Ownership	100.000	Berkshire Hathaway Inc.	NO	
			47-1356981				Project CSI, LLC	.IN	NIA	Artform International Inc.	Ownership	100.000	Berkshire Hathaway Inc.	NO	
							Baltic Gas Sp. z o.o. i wspólnicy sp. k.	.POL	NIA	Baltic Gas Sp. Z o.o.	Ownership	0.001	Berkshire Hathaway Inc.	NO	
			98-1514468				Bavaria Medizin Technologie Romania SRL	.ROU	NIA	Bavaria Medizin Technologie GmbH	Ownership	100.000	Berkshire Hathaway Inc.	NO	
			75-2947077				San Jacinto Rail Limited	.TX	NIA	BayRail, LLC	Ownership	1.000	Berkshire Hathaway Inc.	NO	
			91-0695728				Ben Bridge Jeweler, Inc.	.WA	NIA	Ben Bridge Corporation	Ownership	100.000	Berkshire Hathaway Inc.	NO	
							Benjamin Moore & Co., Limited	.CAN	NIA	Benjamin Moore & Co.	Ownership	100.000	Berkshire Hathaway Inc.	NO	
							Benjamin Moore UK Limited	.GBR	NIA	Benjamin Moore & Co.	Ownership	100.000	Berkshire Hathaway Inc.	NO	
			74-3245926				Complementary Coatings Corp.	.NY	NIA	Benjamin Moore & Co.	Ownership	100.000	Berkshire Hathaway Inc.	NO	
			27-0660605				Eco Color Company	.NJ	NIA	Benjamin Moore & Co.	Ownership	100.000	Berkshire Hathaway Inc.	NO	
			22-3522457				The Indecor Group, Inc.	.NJ	NIA	Benjamin Moore & Co.	Ownership	100.000	Berkshire Hathaway Inc.	NO	
			20-5221490				Benson Industries, LP	.CA	NIA	Benson Industries, Inc.	Ownership	100.000	Berkshire Hathaway Inc.	NO	
			93-1016324				Benson LTD	.OR	NIA	Benson Industries, Inc.	Ownership	100.000	Berkshire Hathaway Inc.	NO	
							Benson Wall Systems Philippines, Inc	.PHL	NIA	Benson LTD	Ownership	99.990	Berkshire Hathaway Inc.	NO	
							Benson Wall Systems Pte. Ltd Singapore	.SGP	NIA	Benson LTD	Ownership	100.000	Berkshire Hathaway Inc.	NO	
			27-0812934				Berkadia Commercial Mortgage LLC	.DE	NIA	Berkadia Commercial Mortgage Holding LLC	Ownership	99.990	Berkshire Hathaway Inc.	NO	
			27-0812934				Berkadia Commercial Mortgage LLC	.DE	NIA	Berkadia Commercial Mortgage Partners LLC	Ownership	0.010	Berkshire Hathaway Inc.	NO	
			74-3112441				ABC Nissan LLC	.DE	NIA	Berkshire Hathaway Automotive Inc.	Ownership	80.000	Berkshire Hathaway Inc.	NO	
			73-1701637				ACVT Motors, LLC	.DE	NIA	Berkshire Hathaway Automotive Inc.	Ownership	96.000	Berkshire Hathaway Inc.	NO	
			75-2827246				Artex Automotive Sales II, LLC	.DE	NIA	Berkshire Hathaway Automotive Inc.	Ownership	86.000	Berkshire Hathaway Inc.	NO	
			86-0554751				Auto Media, LLC	.DE	NIA	Berkshire Hathaway Automotive Inc.	Ownership	100.000	Berkshire Hathaway Inc.	NO	
			46-1127820				Bell Road Motors, LLC	.DE	NIA	Berkshire Hathaway Automotive Inc.	Ownership	83.000	Berkshire Hathaway Inc.	NO	
			26-4753998				BFTV Motors, LLC	.DE	NIA	Berkshire Hathaway Automotive Inc.	Ownership	66.000	Berkshire Hathaway Inc.	NO	
			35-2593468				BHA Minority Interest Holdco, Inc.	.DE	NIA	Berkshire Hathaway Automotive Inc.	Ownership	100.000	Berkshire Hathaway Inc.	NO	
			86-0939888				BHVT Motors, LLC	.DE	NIA	Berkshire Hathaway Automotive Inc.	Ownership	93.000	Berkshire Hathaway Inc.	NO	
			20-2019191				BWNVT Motors, LLC	.DE	NIA	Berkshire Hathaway Automotive Inc.	Ownership	3.000	Berkshire Hathaway Inc.	NO	
			20-2019191				BWNVT Motors, LLC	.DE	NIA	Berkshire Hathaway Automotive Inc.	Ownership	93.000	Berkshire Hathaway Inc.	NO	

53.23

ANNUAL STATEMENT FOR THE YEAR 2022 OF THE General Re Life Corporation

SCHEDULE Y

PART 1A - DETAIL OF INSURANCE HOLDING COMPANY SYSTEM

1	2	3	4	5	6	7	8	9	10	11	12	13	14	15	16
Group Code	Group Name	NAIC Company Code	ID Number	Federal RSSD	CIK	Name of Securities Exchange if Publicly Traded (U.S. or International)	Names of Parent, Subsidiaries Or Affiliates	Domiciliary Location	Relationship to Reporting Entity	Directly Controlled by (Name of Entity/Person)	Type of Control (Ownership, Board, Management, Attorney-in-Fact, Influence, Other)	If Control is Ownership Provide Percentage	Ultimate Controlling Entity(ies)/Person(s)	Is an SCA Filing Required? (Yes/No)	*
			87-1880877				Capitol Chevrolet Motors LLC	DE	NIA	Berkshire Hathaway Automotive Inc.	Ownership	96.000	Berkshire Hathaway Inc.	NO	
			86-0833438				CAVT, LLC	DE	NIA	Berkshire Hathaway Automotive Inc.	Ownership	78.000	Berkshire Hathaway Inc.	NO	
			27-3475637				CHVT Motors, LLC	DE	NIA	Berkshire Hathaway Automotive Inc.	Ownership	93.000	Berkshire Hathaway Inc.	NO	
			75-2827245				Crest Cadillac II, LLC	DE	NIA	Berkshire Hathaway Automotive Inc.	Ownership	79.000	Berkshire Hathaway Inc.	NO	
			75-2827244				Crest Infiniti II, LLC	DE	NIA	Berkshire Hathaway Automotive Inc.	Ownership	79.000	Berkshire Hathaway Inc.	NO	
			37-1205269				Crown Automotive, LLC	DE	NIA	Berkshire Hathaway Automotive Inc.	Ownership	81.000	Berkshire Hathaway Inc.	NO	
			46-3299318				Crown Motors, LLC	DE	NIA	Berkshire Hathaway Automotive Inc.	Ownership	81.000	Berkshire Hathaway Inc.	NO	
			86-0607143				CTVT Motors, LLC	DE	NIA	Berkshire Hathaway Automotive Inc.	Ownership	75.000	Berkshire Hathaway Inc.	NO	
			26-4443107				DBVT Motors, LLC	DE	NIA	Berkshire Hathaway Automotive Inc.	Ownership	88.000	Berkshire Hathaway Inc.	NO	
			26-1213265				DMVV Motors, LLC	DE	NIA	Berkshire Hathaway Automotive Inc.	Ownership	81.000	Berkshire Hathaway Inc.	NO	
			13-4236286				Evansville Automotive (LEX), LLC	DE	NIA	Berkshire Hathaway Automotive Inc.	Ownership	96.000	Berkshire Hathaway Inc.	NO	
			13-4236289				Evansville Automotive, LLC	DE	NIA	Berkshire Hathaway Automotive Inc.	Ownership	96.000	Berkshire Hathaway Inc.	NO	
			47-2478722				FFBH Motors, LLC	DE	NIA	Berkshire Hathaway Automotive Inc.	Ownership	93.000	Berkshire Hathaway Inc.	NO	
			48-1225754				FLTVT, L.L.C.	DE	NIA	Berkshire Hathaway Automotive Inc.	Ownership	81.000	Berkshire Hathaway Inc.	NO	
			46-1058973				FMAVT Motors, LLC	DE	NIA	Berkshire Hathaway Automotive Inc.	Ownership	83.000	Berkshire Hathaway Inc.	NO	
			45-2613080				FSVT Motors, LLC	DE	NIA	Berkshire Hathaway Automotive Inc.	Ownership	78.000	Berkshire Hathaway Inc.	NO	
			86-0949028				GAFVT Motors, LLC	DE	NIA	Berkshire Hathaway Automotive Inc.	Ownership	96.000	Berkshire Hathaway Inc.	NO	
			86-0949025				GAVT Motors, LLC	DE	NIA	Berkshire Hathaway Automotive Inc.	Ownership	96.000	Berkshire Hathaway Inc.	NO	
			91-2167192				GAVT Motors, LLC	DE	NIA	Berkshire Hathaway Automotive Inc.	Ownership	96.000	Berkshire Hathaway Inc.	NO	
			27-0168543				GMVT Motors, LLC	DE	NIA	Berkshire Hathaway Automotive Inc.	Ownership	81.000	Berkshire Hathaway Inc.	NO	
			27-0168543				GPVN Motors, LLC	DE	NIA	Berkshire Hathaway Automotive Inc.	Ownership	75.000	Berkshire Hathaway Inc.	NO	
			86-1038667				Grand Prairie Ford, LLC	DE	NIA	Berkshire Hathaway Automotive Inc.	Ownership	81.000	Berkshire Hathaway Inc.	NO	
			75-2642974				Grapevine Imports, LLC	DE	NIA	Berkshire Hathaway Automotive Inc.	Ownership	81.000	Berkshire Hathaway Inc.	NO	
			47-2539983				HFNBH Motors, LLC	DE	NIA	Berkshire Hathaway Automotive Inc.	Ownership	96.000	Berkshire Hathaway Inc.	NO	
			48-1230195				Husker Auto Group, LLC	DE	NIA	Berkshire Hathaway Automotive Inc.	Ownership	89.000	Berkshire Hathaway Inc.	NO	
			86-0661598				Infiniti of Scottsdale, LLC	DE	NIA	Berkshire Hathaway Automotive Inc.	Ownership	91.000	Berkshire Hathaway Inc.	NO	
			27-1457162				IOC Motors, LLC	DE	NIA	Berkshire Hathaway Automotive Inc.	Ownership	80.000	Berkshire Hathaway Inc.	NO	
			75-2827242				Irvtex Automotive Sales II, LLC	DE	NIA	Berkshire Hathaway Automotive Inc.	Ownership	81.000	Berkshire Hathaway Inc.	NO	
			76-0183386				Joe Myers Automotive, LLC	DE	NIA	Berkshire Hathaway Automotive Inc.	Ownership	81.000	Berkshire Hathaway Inc.	NO	
			76-0660241				Joe Myers Ford II, LLC	DE	NIA	Berkshire Hathaway Automotive Inc.	Ownership	96.000	Berkshire Hathaway Inc.	NO	
			76-0295766				Joe Myers Motors-Three, LLC	DE	NIA	Berkshire Hathaway Automotive Inc.	Ownership	81.000	Berkshire Hathaway Inc.	NO	
			35-0815650				Kenny Kent Chevrolet Co., LLC	DE	NIA	Berkshire Hathaway Automotive Inc.	Ownership	81.000	Berkshire Hathaway Inc.	NO	
			27-1102271				KTVT Motors, LLC	DE	NIA	Berkshire Hathaway Automotive Inc.	Ownership	86.000	Berkshire Hathaway Inc.	NO	
			48-1230035				Lone Star Buick-GMC II, LLC	DE	NIA	Berkshire Hathaway Automotive Inc.	Ownership	81.000	Berkshire Hathaway Inc.	NO	
			75-2827238				Luke Motor Company II, LLC	DE	NIA	Berkshire Hathaway Automotive Inc.	Ownership	81.000	Berkshire Hathaway Inc.	NO	
			86-0907173				LVN Motors, LLC	DE	NIA	Berkshire Hathaway Automotive Inc.	Ownership	78.000	Berkshire Hathaway Inc.	NO	
			81-4480867				MBOCBH Motors, LLC	DE	NIA	Berkshire Hathaway Automotive Inc.	Ownership	96.000	Berkshire Hathaway Inc.	NO	
			26-2170637				MCVT Motors, LLC	DE	NIA	Berkshire Hathaway Automotive Inc.	Ownership	86.000	Berkshire Hathaway Inc.	NO	
			45-4532478				Metro Auto Auction Dallas, LLC	DE	NIA	Berkshire Hathaway Automotive Inc.	Ownership	96.000	Berkshire Hathaway Inc.	NO	
			20-2347995				Metro Auto Auction, LLC	DE	NIA	Berkshire Hathaway Automotive Inc.	Ownership	86.000	Berkshire Hathaway Inc.	NO	
			86-0202697				Midway Chevrolet Company I, LLC	DE	NIA	Berkshire Hathaway Automotive Inc.	Ownership	86.000	Berkshire Hathaway Inc.	NO	
			86-0850437				Midway Holdings I, LLC	DE	NIA	Berkshire Hathaway Automotive Inc.	Ownership	93.000	Berkshire Hathaway Inc.	NO	
			37-0981664				Miles Chevrolet, LLC	DE	NIA	Berkshire Hathaway Automotive Inc.	Ownership	96.000	Berkshire Hathaway Inc.	NO	
			27-3520425				MVVT Motors, LLC	DE	NIA	Berkshire Hathaway Automotive Inc.	Ownership	83.000	Berkshire Hathaway Inc.	NO	
			45-2413507				NFVT Motors, LLC	DE	NIA	Berkshire Hathaway Automotive Inc.	Ownership	81.000	Berkshire Hathaway Inc.	NO	
			86-1018010				NMVT Motors, LLC	DE	NIA	Berkshire Hathaway Automotive Inc.	Ownership	71.000	Berkshire Hathaway Inc.	NO	
			81-1369733				NPTBH Motors LLC	DE	NIA	Berkshire Hathaway Automotive Inc.	Ownership	76.000	Berkshire Hathaway Inc.	NO	
			32-0521628				PFBH Motors, LLC	DE	NIA	Berkshire Hathaway Automotive Inc.	Ownership	96.000	Berkshire Hathaway Inc.	NO	
			20-3759783				PFVT Motors, LLC	DE	NIA	Berkshire Hathaway Automotive Inc.	Ownership	78.000	Berkshire Hathaway Inc.	NO	

53.24

ANNUAL STATEMENT FOR THE YEAR 2022 OF THE General Re Life Corporation

SCHEDULE Y

PART 1A - DETAIL OF INSURANCE HOLDING COMPANY SYSTEM

1	2	3	4	5	6	7	8	9	10	11	12	13	14	15	16
Group Code	Group Name	NAIC Company Code	ID Number	Federal RSSD	CIK	Name of Securities Exchange if Publicly Traded (U.S. or International)	Names of Parent, Subsidiaries Or Affiliates	Domiciliary Location	Relationship to Reporting Entity	Directly Controlled by (Name of Entity/Person)	Type of Control (Ownership, Board, Management, Attorney-in-Fact, Influence, Other)	If Control is Ownership Provide Percentage	Ultimate Controlling Entity(ies)/Person(s)	Is an SCA Filing Required? (Yes/No)	*
			86-0807824				Pinnacle Nissan, LLC	DE	NIA	Berkshire Hathaway Automotive Inc.	Ownership	91.000	Berkshire Hathaway Inc.	NO	
			26-0811908				PIVT Motors, LLC	DE	NIA	Berkshire Hathaway Automotive Inc.	Ownership	85.000	Berkshire Hathaway Inc.	NO	
			86-1009290				PWVT Motors, LLC	DE	NIA	Berkshire Hathaway Automotive Inc.	Ownership	85.000	Berkshire Hathaway Inc.	NO	
			27-2774178				RCJD Motors, LLC	DE	NIA	Berkshire Hathaway Automotive Inc.	Ownership	81.000	Berkshire Hathaway Inc.	NO	
			43-1572730				Reliable Automotive, LLC	DE	NIA	Berkshire Hathaway Automotive Inc.	Ownership	81.000	Berkshire Hathaway Inc.	NO	
			43-0898180				Reliable Chevrolet (MO), LLC	DE	NIA	Berkshire Hathaway Automotive Inc.	Ownership	81.000	Berkshire Hathaway Inc.	NO	
			85-0360254				Reliable Chevrolet (NM), LLC	DE	NIA	Berkshire Hathaway Automotive Inc.	Ownership	91.000	Berkshire Hathaway Inc.	NO	
			75-2827270				Reliable Chevrolet II (TX), LLC	DE	NIA	Berkshire Hathaway Automotive Inc.	Ownership	81.000	Berkshire Hathaway Inc.	NO	
			43-1796195				Reliable Imports & Motorhomes, LLC	DE	NIA	Berkshire Hathaway Automotive Inc.	Ownership	81.000	Berkshire Hathaway Inc.	NO	
			45-4865766				Reliable Motors (AU), LLC	DE	NIA	Berkshire Hathaway Automotive Inc.	Ownership	81.000	Berkshire Hathaway Inc.	NO	
			85-0379704				Reliable, LLC	DE	NIA	Berkshire Hathaway Automotive Inc.	Ownership	93.000	Berkshire Hathaway Inc.	NO	
			75-2827264				Richardson Automotive II, LLC	DE	NIA	Berkshire Hathaway Automotive Inc.	Ownership	81.000	Berkshire Hathaway Inc.	NO	
			26-3816569				RWVT Motors, LLC	DE	NIA	Berkshire Hathaway Automotive Inc.	Ownership	81.000	Berkshire Hathaway Inc.	NO	
			45-2100070				SFVT Investors, LLC	DE	NIA	Berkshire Hathaway Automotive Inc.	Ownership	78.000	Berkshire Hathaway Inc.	NO	
			20-2020605				Showcase Automotive LLC	DE	NIA	Berkshire Hathaway Automotive Inc.	Ownership	93.000	Berkshire Hathaway Inc.	NO	
			20-2020536				Showcase Motors LLC	DE	NIA	Berkshire Hathaway Automotive Inc.	Ownership	78.000	Berkshire Hathaway Inc.	NO	
			20-2020536				Showcase Motors LLC	DE	NIA	Berkshire Hathaway Automotive Inc.	Ownership	3.000	Berkshire Hathaway Inc.	NO	
			48-1306143				Smart Group (The), LP	TX	NIA	Berkshire Hathaway Automotive Inc.	Ownership	99.000	Berkshire Hathaway Inc.	NO	
			33-1043990				SN Management, Inc.	TX	NIA	Berkshire Hathaway Automotive Inc.	Ownership	100.000	Berkshire Hathaway Inc.	NO	
			45-4198394				SSLVT Motors, LLC	DE	NIA	Berkshire Hathaway Automotive Inc.	Ownership	81.000	Berkshire Hathaway Inc.	NO	
			75-2928388				Stonebriar Chevrolet I, LLC	DE	NIA	Berkshire Hathaway Automotive Inc.	Ownership	81.000	Berkshire Hathaway Inc.	NO	
			86-1014610				TODVT LLC	DE	NIA	Berkshire Hathaway Automotive Inc.	Ownership	81.000	Berkshire Hathaway Inc.	NO	
			27-4896712				TOHVT Motors, LLC	DE	NIA	Berkshire Hathaway Automotive Inc.	Ownership	91.000	Berkshire Hathaway Inc.	NO	
			75-2924848				Town East Ford II, LLC	DE	NIA	Berkshire Hathaway Automotive Inc.	Ownership	81.000	Berkshire Hathaway Inc.	NO	
			86-0871569				TXVT LLC	DE	NIA	Berkshire Hathaway Automotive Inc.	Ownership	81.000	Berkshire Hathaway Inc.	NO	
			86-0850810				V.T. Motors, LLC	DE	NIA	Berkshire Hathaway Automotive Inc.	Ownership	78.000	Berkshire Hathaway Inc.	NO	
			44-0617358				Van Chevrolet-Cadillac, LLC	DE	NIA	Berkshire Hathaway Automotive Inc.	Ownership	96.000	Berkshire Hathaway Inc.	NO	
			20-4536566				Van Hyundai II, LLC	DE	NIA	Berkshire Hathaway Automotive Inc.	Ownership	96.000	Berkshire Hathaway Inc.	NO	
			86-0940588				Van Tuyl Group, LLC	DE	NIA	Berkshire Hathaway Automotive Inc.	Ownership	100.000	Berkshire Hathaway Inc.	NO	
			75-3024222				Vandergriff Automotive II LLC	DE	NIA	Berkshire Hathaway Automotive Inc.	Ownership	81.000	Berkshire Hathaway Inc.	NO	
			75-2827256				Vandergriff Chevrolet II, LLC	DE	NIA	Berkshire Hathaway Automotive Inc.	Ownership	81.000	Berkshire Hathaway Inc.	NO	
			20-3854307				Vandergriff Hyundai II, LLC	DE	NIA	Berkshire Hathaway Automotive Inc.	Ownership	81.000	Berkshire Hathaway Inc.	NO	
			20-5651029				VODVT Motors LLC	DE	NIA	Berkshire Hathaway Automotive Inc.	Ownership	71.000	Berkshire Hathaway Inc.	NO	
			45-5146534				VOP Motors, LLC	DE	NIA	Berkshire Hathaway Automotive Inc.	Ownership	93.000	Berkshire Hathaway Inc.	NO	
			05-0547499				Zak Products II, LLC	DE	NIA	Berkshire Hathaway Automotive Inc.	Ownership	81.000	Berkshire Hathaway Inc.	NO	
			41-2149407				BH Credit LLC	DE	NIA	Berkshire Hathaway Credit Corporation	Ownership	100.000	Berkshire Hathaway Inc.	NO	
			46-5629651				BH Holding LLC	DE	NIA	Berkshire Hathaway Credit Corporation	Ownership	100.000	Berkshire Hathaway Inc.	NO	
			45-5344990				BH Media Group, Inc.	DE	NIA	Berkshire Hathaway Credit Corporation	Ownership	100.000	Berkshire Hathaway Inc.	NO	
			46-1251130				BHE Canada, LLC	DE	NIA	Berkshire Hathaway Energy Company	Ownership	100.000	Berkshire Hathaway Inc.	NO	
			85-3561338				BHE Infrastructure Group, LLC	DE	NIA	Berkshire Hathaway Energy Company	Ownership	100.000	Berkshire Hathaway Inc.	NO	
			45-4073481				BHE Montana, LLC	DE	NIA	Berkshire Hathaway Energy Company	Ownership	100.000	Berkshire Hathaway Inc.	NO	
			85-1727774				BHE Pipeline Group, LLC	DE	NIA	Berkshire Hathaway Energy Company	Ownership	100.000	Berkshire Hathaway Inc.	NO	
			45-3657885				BHE Renewables, LLC	DE	NIA	Berkshire Hathaway Energy Company	Ownership	100.000	Berkshire Hathaway Inc.	NO	
			92-0448227				BHE Turbomachinery, LLC	DE	NIA	Berkshire Hathaway Energy Company	Ownership	100.000	Berkshire Hathaway Inc.	NO	
			47-0803685				BHE U.K. Electric, Inc.	DE	NIA	Berkshire Hathaway Energy Company	Ownership	100.000	Berkshire Hathaway Inc.	NO	
			47-0769690				BHE U.K. Inc.	DE	NIA	Berkshire Hathaway Energy Company	Ownership	100.000	Berkshire Hathaway Inc.	NO	
			47-0803686				BHE U.K. Power, Inc.	DE	NIA	Berkshire Hathaway Energy Company	Ownership	100.000	Berkshire Hathaway Inc.	NO	
			41-2049792				BHE U.S. Transmission, LLC	DE	NIA	Berkshire Hathaway Energy Company	Ownership	100.000	Berkshire Hathaway Inc.	NO	
			47-0810714				CalEnergy Company, Inc.	DE	NIA	Berkshire Hathaway Energy Company	Ownership	100.000	Berkshire Hathaway Inc.	NO	

53.25

ANNUAL STATEMENT FOR THE YEAR 2022 OF THE General Re Life Corporation

SCHEDULE Y
PART 1A - DETAIL OF INSURANCE HOLDING COMPANY SYSTEM

1	2	3	4	5	6	7	8	9	10	11	12	13	14	15	16
Group Code	Group Name	NAIC Company Code	ID Number	Federal RSSD	CIK	Name of Securities Exchange if Publicly Traded (U.S. or International)	Names of Parent, Subsidiaries Or Affiliates	Domiciliary Location	Relationship to Reporting Entity	Directly Controlled by (Name of Entity/Person)	Type of Control (Ownership, Board, Management, Attorney-in-Fact, Influence, Other)	If Control is Ownership Provide Percentage	Ultimate Controlling Entity(ies)/Person(s)	Is an SCA Filing Required? (Yes/No)	*
			47-0782328				CalEnergy International Services, Inc.	DE	NIA	Berkshire Hathaway Energy Company	Ownership	100.000	Berkshire Hathaway Inc.	NO	
			98-0223222				CalEnergy Investments C.V.	MD	NIA	Berkshire Hathaway Energy Company	Ownership	90.000	Berkshire Hathaway Inc.	NO	
			91-1854166				CalEnergy Pacific Holdings Corp.	DE	NIA	Berkshire Hathaway Energy Company	Ownership	100.000	Berkshire Hathaway Inc.	NO	
			13-3958010				CE Electric (NY), Inc.	DE	NIA	Berkshire Hathaway Energy Company	Ownership	100.000	Berkshire Hathaway Inc.	NO	
			91-1758221				CE International Investments, Inc.	DE	NIA	Berkshire Hathaway Energy Company	Ownership	100.000	Berkshire Hathaway Inc.	NO	
			41-1945806				HomeServices of America, Inc.	DE	NIA	Berkshire Hathaway Energy Company	Ownership	100.000	Berkshire Hathaway Inc.	NO	
			20-4294069				M & M Ranch Holding Company, LLC	DE	NIA	Berkshire Hathaway Energy Company	Ownership	100.000	Berkshire Hathaway Inc.	NO	
			03-0397929				MEHC Investment, Inc.	SD	NIA	Berkshire Hathaway Energy Company	Ownership	100.000	Berkshire Hathaway Inc.	NO	
			46-2573884				MES Holding, LLC	DE	NIA	Berkshire Hathaway Energy Company	Ownership	100.000	Berkshire Hathaway Inc.	NO	
			47-0819200				MidAmerican Funding, LLC	IA	NIA	Berkshire Hathaway Energy Company	Ownership	100.000	Berkshire Hathaway Inc.	NO	
							Norming Investments B.V.	MD	NIA	Berkshire Hathaway Energy Company	Ownership	100.000	Berkshire Hathaway Inc.	NO	
			46-2907437				NVE Holdings, LLC	DE	NIA	Berkshire Hathaway Energy Company	Ownership	100.000	Berkshire Hathaway Inc.	NO	
			20-2896309				PW Holdings LLC	DE	NIA	Berkshire Hathaway Energy Company	Ownership	100.000	Berkshire Hathaway Inc.	NO	
			84-2534238				Sequoia Aviation Corporation	DE	NIA	Berkshire Hathaway Energy Company	Ownership	100.000	Berkshire Hathaway Inc.	NO	
			98-0408382				Tongonan Power Investment, Inc.	PH	NIA	Berkshire Hathaway Energy Company	Ownership	100.000	Berkshire Hathaway Inc.	NO	
			85-2141841				Western Capital Group, LLC	NV	NIA	Berkshire Hathaway Energy Company	Ownership	100.000	Berkshire Hathaway Inc.	NO	
			75-2864968				Acme Building Brands, Inc.	DE	NIA	Berkshire Hathaway Inc.	Ownership	100.000	Berkshire Hathaway Inc.	NO	
			45-3769803				Affordable Housing Partners, Inc.	DE	NIA	Berkshire Hathaway Inc.	Ownership	100.000	Berkshire Hathaway Inc.	NO	
			39-1389732				Albecca Inc.	GA	NIA	Berkshire Hathaway Inc.	Ownership	100.000	Berkshire Hathaway Inc.	NO	
			94-3366374				Ben Bridge Corporation	WA	NIA	Berkshire Hathaway Inc.	Ownership	100.000	Berkshire Hathaway Inc.	NO	
			13-5256230				Benjamin Moore & Co.	NJ	NIA	Berkshire Hathaway Inc.	Ownership	100.000	Berkshire Hathaway Inc.	NO	
			47-2124505				Berkshire Hathaway Automotive Inc.	DE	NIA	Berkshire Hathaway Inc.	Ownership	100.000	Berkshire Hathaway Inc.	NO	
			47-0679606				Berkshire Hathaway Credit Corporation	NE	NIA	Berkshire Hathaway Inc.	Ownership	100.000	Berkshire Hathaway Inc.	NO	
			94-2213782				Berkshire Hathaway Energy Company	IA	NIA	Berkshire Hathaway Inc.	Ownership	91.140	Berkshire Hathaway Inc.	NO	
			45-0524698				Berkshire Hathaway Finance Corporation	DE	NIA	Berkshire Hathaway Inc.	Ownership	100.000	Berkshire Hathaway Inc.	NO	
			47-0807566				BH Columbia Inc.	NE	NIA	Berkshire Hathaway Inc.	Ownership	100.000	Berkshire Hathaway Inc.	NO	
			85-0901709				BH Holding H Jewelry Inc	MO	NIA	Berkshire Hathaway Inc.	Ownership	100.000	Berkshire Hathaway Inc.	NO	
			85-0965639				BH Holding S Furniture Inc	TX	NIA	Berkshire Hathaway Inc.	Ownership	100.000	Berkshire Hathaway Inc.	NO	
			80-0492613				BH Housing LLC	DE	NIA	Berkshire Hathaway Inc.	Ownership	100.000	Berkshire Hathaway Inc.	NO	
			06-1355982				BH Shoe Holdings, Inc.	DE	NIA	Berkshire Hathaway Inc.	Ownership	100.000	Berkshire Hathaway Inc.	NO	
			86-2712298				BHE B Inc.	DE	NIA	Berkshire Hathaway Inc.	Ownership	91.140	Berkshire Hathaway Inc.	NO	
			47-0701726				BHSF, Inc.	DE	NIA	Berkshire Hathaway Inc.	Ownership	100.000	Berkshire Hathaway Inc.	NO	
			42-2533395				Blue Chip Stamps, Inc.	DE	NIA	Berkshire Hathaway Inc.	Ownership	100.000	Berkshire Hathaway Inc.	NO	
			47-0546003				Borsheim Jewelry Company, Inc.	NE	NIA	Berkshire Hathaway Inc.	Ownership	92.860	Berkshire Hathaway Inc.	NO	
			91-1580860				Brooks Sports, Inc.	WA	NIA	Berkshire Hathaway Inc.	Ownership	100.000	Berkshire Hathaway Inc.	NO	
			20-4146409				Business Wire, Inc.	DE	NIA	Berkshire Hathaway Inc.	Ownership	100.000	Berkshire Hathaway Inc.	NO	
			47-0600248				Central States of Omaha Companies, Inc.	NE	NIA	Berkshire Hathaway Inc.	Ownership	92.000	Berkshire Hathaway Inc.	NO	
			71-1046366				Charter Brokerage Holdings Corp.	DE	NIA	Berkshire Hathaway Inc.	Ownership	85.100	Berkshire Hathaway Inc.	NO	
			62-1671360				Clayton Homes, Inc.	DE	NIA	Berkshire Hathaway Inc.	Ownership	100.000	Berkshire Hathaway Inc.	NO	
			14-1543982				CORT Business Services Corporation	DE	NIA	Berkshire Hathaway Inc.	Ownership	100.000	Berkshire Hathaway Inc.	NO	
			35-1970751				CTB International Corp. ("CTBI")	IN	NIA	Berkshire Hathaway Inc.	Ownership	100.000	Berkshire Hathaway Inc.	NO	
							Detlev Louis Motorrad-Vertriebsgesellschaft GmbH	DEU	NIA	Berkshire Hathaway Inc.	Ownership	100.000	Berkshire Hathaway Inc.	NO	
			20-3284366				Forest River, Inc.	IN	NIA	Berkshire Hathaway Inc.	Ownership	100.000	Berkshire Hathaway Inc.	NO	
			95-4880223				Fruit of the Loom, Inc.	DE	NIA	Berkshire Hathaway Inc.	Ownership	100.000	Berkshire Hathaway Inc.	NO	
			43-1594757				Gateway Underwriters Agency, Inc.	MO	NIA	Berkshire Hathaway Inc.	Ownership	80.000	Berkshire Hathaway Inc.	NO	
			06-1026471				General Re Corporation	DE	UIP	Berkshire Hathaway Inc.	Ownership	100.000	Berkshire Hathaway Inc.	NO	
			52-2066843				International Dairy Queen, Inc.	DE	NIA	Berkshire Hathaway Inc.	Ownership	100.000	Berkshire Hathaway Inc.	NO	
			84-0856796				Johns Manville Corporation	DE	NIA	Berkshire Hathaway Inc.	Ownership	100.000	Berkshire Hathaway Inc.	NO	

ANNUAL STATEMENT FOR THE YEAR 2022 OF THE General Re Life Corporation

SCHEDULE Y

PART 1A - DETAIL OF INSURANCE HOLDING COMPANY SYSTEM

1	2	3	4	5	6	7	8	9	10	11	12	13	14	15	16
Group Code	Group Name	NAIC Company Code	ID Number	Federal RSSD	CIK	Name of Securities Exchange if Publicly Traded (U.S. or International)	Names of Parent, Subsidiaries Or Affiliates	Domiciliary Location	Relationship to Reporting Entity	Directly Controlled by (Name of Entity/Person)	Type of Control (Ownership, Board, Management, Attorney-in-Fact, Influence, Other)	If Control is Ownership Provide Percentage	Ultimate Controlling Entity(ies)/Person(s)	Is an SCA Filing Required? (Yes/No)	*
			94-3342606				Jordan's Furniture, Inc.	MA	NIA	Berkshire Hathaway Inc.	Ownership	100.000	Berkshire Hathaway Inc.	NO	
			73-6091775				LiquidPower Specialty Products Inc.	DE	NIA	Berkshire Hathaway Inc.	Ownership	100.000	Berkshire Hathaway Inc.	NO	
			36-3104690				Marmon Holdings, Inc.	DE	NIA	Berkshire Hathaway Inc.	Ownership	100.000	Berkshire Hathaway Inc.	NO	
			74-1478631				McLane Company, Inc.	TX	NIA	Berkshire Hathaway Inc.	Ownership	100.000	Berkshire Hathaway Inc.	NO	
			95-4871586				MiTek Industries, Inc.	DE	NIA	Berkshire Hathaway Inc.	Ownership	99.810	Berkshire Hathaway Inc.	NO	
			95-4363469				MS Property Company	CA	NIA	Berkshire Hathaway Inc.	Ownership	100.000	Berkshire Hathaway Inc.	NO	
.0031	Berkshire Hathaway Group	20079	47-6021331				National Fire & Marine Insurance Company	NE	IA	Berkshire Hathaway Inc.	Ownership	100.000	Berkshire Hathaway Inc.	NO	
.0031	Berkshire Hathaway Group	20087	47-0355979				National Indemnity Company	NE	IA	Berkshire Hathaway Inc.	Ownership	100.000	Berkshire Hathaway Inc.	NO	
.0031	Berkshire Hathaway Group	20052	36-2403971				National Liability & Fire Insurance Company	CT	IA	Berkshire Hathaway Inc.	Ownership	100.000	Berkshire Hathaway Inc.	NO	
			47-0428274				Nebraska Furniture Mart, Inc.	NE	NIA	Berkshire Hathaway Inc.	Ownership	80.100	Berkshire Hathaway Inc.	NO	
			51-0383060				NetJets Inc.	DE	NIA	Berkshire Hathaway Inc.	Ownership	100.000	Berkshire Hathaway Inc.	NO	
			41-1502250				Northern States Agency, Inc.	MIN	NIA	Berkshire Hathaway Inc.	Ownership	100.000	Berkshire Hathaway Inc.	NO	
			27-4790857				OTC Worldwide Holdings, Inc.	DE	NIA	Berkshire Hathaway Inc.	Ownership	100.000	Berkshire Hathaway Inc.	NO	
			93-0460598				Precision Castparts Corp.	OR	NIA	Berkshire Hathaway Inc.	Ownership	100.000	Berkshire Hathaway Inc.	NO	
			87-0242145				R. C. Willey Home Furnishings	UT	NIA	Berkshire Hathaway Inc.	Ownership	100.000	Berkshire Hathaway Inc.	NO	
			26-0232774				Richline Group, Inc.	DE	NIA	Berkshire Hathaway Inc.	Ownership	100.000	Berkshire Hathaway Inc.	NO	
			95-1205740				See's Candy Shops, Inc.	CA	NIA	Berkshire Hathaway Inc.	Ownership	100.000	Berkshire Hathaway Inc.	NO	
			58-1032521				Shaw Industries Group, Inc.	GA	NIA	Berkshire Hathaway Inc.	Ownership	100.000	Berkshire Hathaway Inc.	NO	
			31-1000330				The Fechheimer Brothers Company	DE	NIA	Berkshire Hathaway Inc.	Ownership	98.784	Berkshire Hathaway Inc.	NO	
			34-0367600				The Lubrizol Corporation	OH	NIA	Berkshire Hathaway Inc.	Ownership	100.000	Berkshire Hathaway Inc.	NO	
			36-3269007				The Pampered Chef, Ltd.	IL	NIA	Berkshire Hathaway Inc.	Ownership	100.000	Berkshire Hathaway Inc.	NO	
			20-8234316				TTI, Inc.	DE	NIA	Berkshire Hathaway Inc.	Ownership	100.000	Berkshire Hathaway Inc.	NO	
			95-4834036				U.S. Investment Corporation	PA	NIA	Berkshire Hathaway Inc.	Ownership	100.000	Berkshire Hathaway Inc.	NO	
			06-0954158				XTRA Corporation	DE	NIA	Berkshire Hathaway Inc.	Ownership	100.000	Berkshire Hathaway Inc.	NO	
			47-2151818				BHA Real Estate Holdings, LLC	DE	NIA	Berkshire Hathaway Life Insurance Company of Nebraska	Ownership	100.000	Berkshire Hathaway Inc.	NO	
.0031	Berkshire Hathaway Group	14939	90-0914085				BHG Life Insurance Company	NE	IA	Berkshire Hathaway Life Insurance Company of Nebraska	Ownership	100.000	Berkshire Hathaway Inc.	NO	
			98-1379180				Financial Credit Investment III (Cayman), L.P.	CYM	NIA	Berkshire Hathaway Life Insurance Company of Nebraska	Ownership	50.000	Berkshire Hathaway Inc.	NO	
			98-1395199				Financial Credit Investment III SPV-B (Cayman), L.P.	CYM	NIA	Berkshire Hathaway Life Insurance Company of Nebraska	Ownership	25.000	Berkshire Hathaway Inc.	NO	
.0031	Berkshire Hathaway Group	11591	91-1933661				First Berkshire Hathaway Life Insurance Company	NY	IA	Berkshire Hathaway Life Insurance Company of Nebraska	Ownership	100.000	Berkshire Hathaway Inc.	NO	
			13-3916524				FlightSafety International Inc.	NY	NIA	Berkshire Hathaway Life Insurance Company of Nebraska	Ownership	100.000	Berkshire Hathaway Inc.	NO	
			13-5665657				Garan, Incorporated	DE	NIA	Berkshire Hathaway Life Insurance Company of Nebraska	Ownership	100.000	Berkshire Hathaway Inc.	NO	
			47-1227278				Berkshire Hathaway Global Insurance Services, LLC	NE	NIA	Berkshire Hathaway Specialty Insurance Company	Ownership	100.000	Berkshire Hathaway Inc.	NO	
							Berkshire Hathaway Specialty Services Limited	NE	NIA	Berkshire Hathaway Specialty Insurance Company	Ownership	100.000	Berkshire Hathaway Inc.	NO	
.0031	Berkshire Hathaway Group	27812	47-0530077				Columbia Insurance Company	NE	IA	BH Columbia Inc.	Ownership	100.000	Berkshire Hathaway Inc.	NO	
			98-1444928				BH International Holdings	CYM	NIA	BH Credit LLC	Ownership	25.000	Berkshire Hathaway Inc.	NO	
							BH-IMC Holdings B.V.	NLD	NIA	BH Credit LLC	Ownership	100.000	Berkshire Hathaway Inc.	NO	
			75-2908704				ITTI Group USA Holdings, Inc.	DE	NIA	BH Credit LLC	Ownership	100.000	Berkshire Hathaway Inc.	NO	
			44-0553741				Helzberg's Diamond Shops, LLC	MO	NIA	BH Holding H Jewelry Inc	Ownership	100.000	Berkshire Hathaway Inc.	NO	
			98-1444928				BH International Holdings	CYM	NIA	BH Holding LLC	Ownership	75.000	Berkshire Hathaway Inc.	NO	
			32-0551209				WPLG, Inc.	DE	NIA	BH Holding LLC	Ownership	100.000	Berkshire Hathaway Inc.	NO	

53.27

ANNUAL STATEMENT FOR THE YEAR 2022 OF THE General Re Life Corporation

SCHEDULE Y
PART 1A - DETAIL OF INSURANCE HOLDING COMPANY SYSTEM

1	2	3	4	5	6	7	8	9	10	11	12	13	14	15	16
Group Code	Group Name	NAIC Company Code	ID Number	Federal RSSD	CIK	Name of Securities Exchange if Publicly Traded (U.S. or International)	Names of Parent, Subsidiaries Or Affiliates	Domiciliary Location	Relationship to Reporting Entity	Directly Controlled by (Name of Entity/Person)	Type of Control (Ownership, Board, Management, Attorney-in-Fact, Influence, Other)	If Control is Ownership Provide Percentage	Ultimate Controlling Entity(ies)/Person(s)	Is an SCA Filing Required? (Yes/No)	*
			20-0298402				SunAmerica Affordable Housing Partners 127, A Nevada Limited Partnership	NV	NIA	BH Housing LLC	Ownership	0.010	Berkshire Hathaway Inc.	NO	
			47-4476125				Palace Building Master Tenant, LLC	DE	NIA	BH Media Group, Inc.	Ownership	100.000	Berkshire Hathaway Inc.	NO	
			47-0625852				World Investments, Inc.	NE	NIA	BH Media Group, Inc.	Ownership	100.000	Berkshire Hathaway Inc.	NO	
			04-1127910				H. H. Brown Shoe Company, Inc.	DE	NIA	BH Shoe Holdings, Inc.	Ownership	100.000	Berkshire Hathaway Inc.	NO	
			75-2403338				Justin Brands, Inc.	DE	NIA	BH Shoe Holdings, Inc.	Ownership	100.000	Berkshire Hathaway Inc.	NO	
			05-0604842				Vision Retailing Inc.	NH	NIA	BH Shoe Holdings, Inc.	Ownership	100.000	Berkshire Hathaway Inc.	NO	
			74-3112441				ABC Nissan LLC	DE	NIA	BHA Minority Interest Holdco, Inc.	Ownership	16.000	Berkshire Hathaway Inc.	NO	
			73-1701637				ACVT Motors, LLC	DE	NIA	BHA Minority Interest Holdco, Inc.	Ownership	0.000	Berkshire Hathaway Inc.	NO	
			46-1127820				Bell Road Motors, LLC	DE	NIA	BHA Minority Interest Holdco, Inc.	Ownership	13.000	Berkshire Hathaway Inc.	NO	
			26-4753998				BFVT Motors, LLC	DE	NIA	BHA Minority Interest Holdco, Inc.	Ownership	15.000	Berkshire Hathaway Inc.	NO	
			86-0833438				CAVT, LLC	DE	NIA	BHA Minority Interest Holdco, Inc.	Ownership	6.000	Berkshire Hathaway Inc.	NO	
			27-3475637				CHVT Motors, LLC	DE	NIA	BHA Minority Interest Holdco, Inc.	Ownership	3.000	Berkshire Hathaway Inc.	NO	
			86-0607143				CTVT Motors, LLC	DE	NIA	BHA Minority Interest Holdco, Inc.	Ownership	3.000	Berkshire Hathaway Inc.	NO	
			47-2478722				FFBH Motors, LLC	DE	NIA	BHA Minority Interest Holdco, Inc.	Ownership	3.000	Berkshire Hathaway Inc.	NO	
			46-1058973				FMAVT Motors, LLC	DE	NIA	BHA Minority Interest Holdco, Inc.	Ownership	3.000	Berkshire Hathaway Inc.	NO	
			45-2613080				FSVT Motors, LLC	DE	NIA	BHA Minority Interest Holdco, Inc.	Ownership	8.000	Berkshire Hathaway Inc.	NO	
			26-0509104				GPVN Motors, LLC	DE	NIA	BHA Minority Interest Holdco, Inc.	Ownership	11.000	Berkshire Hathaway Inc.	NO	
			86-1038667				Grand Prairie Ford, LLC	DE	NIA	BHA Minority Interest Holdco, Inc.	Ownership	0.000	Berkshire Hathaway Inc.	NO	
			27-1457162				IOC Motors, LLC	DE	NIA	BHA Minority Interest Holdco, Inc.	Ownership	16.000	Berkshire Hathaway Inc.	NO	
			86-0907173				LVN Motors, LLC	DE	NIA	BHA Minority Interest Holdco, Inc.	Ownership	8.000	Berkshire Hathaway Inc.	NO	
			20-2347995				Metro Auto Auction, LLC	DE	NIA	BHA Minority Interest Holdco, Inc.	Ownership	10.000	Berkshire Hathaway Inc.	NO	
			86-1018010				NMVT Motors, LLC	DE	NIA	BHA Minority Interest Holdco, Inc.	Ownership	10.000	Berkshire Hathaway Inc.	NO	
			20-3759783				PFVT Motors, LLC	DE	NIA	BHA Minority Interest Holdco, Inc.	Ownership	3.000	Berkshire Hathaway Inc.	NO	
			27-2774178				RCJD Motors, LLC	DE	NIA	BHA Minority Interest Holdco, Inc.	Ownership	15.000	Berkshire Hathaway Inc.	NO	
			43-1572730				Reliable Automotive, LLC	DE	NIA	BHA Minority Interest Holdco, Inc.	Ownership	5.000	Berkshire Hathaway Inc.	NO	
			43-0898180				Reliable Chevrolet (MO), LLC	DE	NIA	BHA Minority Interest Holdco, Inc.	Ownership	15.000	Berkshire Hathaway Inc.	NO	
			43-1796195				Reliable Imports & Motorhomes, LLC	DE	NIA	BHA Minority Interest Holdco, Inc.	Ownership	15.000	Berkshire Hathaway Inc.	NO	
			45-4865766				Reliable Motors (AU), LLC	DE	NIA	BHA Minority Interest Holdco, Inc.	Ownership	5.000	Berkshire Hathaway Inc.	NO	
			85-0379704				Reliable, LLC	DE	NIA	BHA Minority Interest Holdco, Inc.	Ownership	3.000	Berkshire Hathaway Inc.	NO	
			75-2827264				Richardson Automotive II, LLC	DE	NIA	BHA Minority Interest Holdco, Inc.	Ownership	5.000	Berkshire Hathaway Inc.	NO	
			45-2100070				SFVT Investors, LLC	DE	NIA	BHA Minority Interest Holdco, Inc.	Ownership	3.000	Berkshire Hathaway Inc.	NO	
			20-2020605				Showcase Automotive LLC	DE	NIA	BHA Minority Interest Holdco, Inc.	Ownership	3.000	Berkshire Hathaway Inc.	NO	
			75-2928388				Stonebriar Chevrolet I, LLC	DE	NIA	BHA Minority Interest Holdco, Inc.	Ownership	2.000	Berkshire Hathaway Inc.	NO	
			86-0871569				TXVT LLC	DE	NIA	BHA Minority Interest Holdco, Inc.	Ownership	5.000	Berkshire Hathaway Inc.	NO	
			86-0850810				V.T. Motors, LLC	DE	NIA	BHA Minority Interest Holdco, Inc.	Ownership	3.000	Berkshire Hathaway Inc.	NO	
			75-2827256				Vandergriff Chevrolet II, LLC	DE	NIA	BHA Minority Interest Holdco, Inc.	Ownership	5.000	Berkshire Hathaway Inc.	NO	
			20-3854307				Vandergriff Hyundai II, LLC	DE	NIA	BHA Minority Interest Holdco, Inc.	Ownership	5.000	Berkshire Hathaway Inc.	NO	
			45-5146534				VOP Motors, LLC	DE	NIA	BHA Minority Interest Holdco, Inc.	Ownership	3.000	Berkshire Hathaway Inc.	NO	
			05-0547499				Zak Products II, LLC	DE	NIA	BHA Minority Interest Holdco, Inc.	Ownership	15.000	Berkshire Hathaway Inc.	NO	
							AltaLink Holdings, L.P.	CAN	NIA	BHE Alberta Ltd.	Ownership	99.990	Berkshire Hathaway Inc.	NO	
							AltaLink Investment Management Ltd.	CAN	NIA	BHE Alberta Ltd.	Ownership	76.923	Berkshire Hathaway Inc.	NO	
							AltaLink Management Ltd.	CAN	NIA	BHE Alberta Ltd.	Ownership	76.923	Berkshire Hathaway Inc.	NO	
							BHE GP Holdings Ltd.	CAN	NIA	BHE Alberta Ltd.	Ownership	100.000	Berkshire Hathaway Inc.	NO	
							BHE Alberta Ltd.	CAN	NIA	BHE AltaLink Ltd.	Ownership	100.000	Berkshire Hathaway Inc.	NO	
			86-2751797				BHE Investment Group LLC	DE	NIA	BHE B Inc.	Ownership	100.000	Berkshire Hathaway Inc.	NO	
							BHE AltaLink Ltd.	CAN	NIA	BHE Canada Holdings Corporation	Ownership	100.000	Berkshire Hathaway Inc.	NO	
							BHE Canada Limited	CAN	NIA	BHE Canada Holdings Corporation	Ownership	100.000	Berkshire Hathaway Inc.	NO	
							BHE Canada Power Marketing, L.P.	CAN	NIA	BHE Canada Holdings Corporation	Ownership	99.990	Berkshire Hathaway Inc.	NO	

53.28

ANNUAL STATEMENT FOR THE YEAR 2022 OF THE General Re Life Corporation

SCHEDULE Y

PART 1A - DETAIL OF INSURANCE HOLDING COMPANY SYSTEM

1	2	3	4	5	6	7	8	9	10	11	12	13	14	15	16
Group Code	Group Name	NAIC Company Code	ID Number	Federal RSSD	CIK	Name of Securities Exchange if Publicly Traded (U.S. or International)	Names of Parent, Subsidiaries Or Affiliates	Domiciliary Location	Relationship to Reporting Entity	Directly Controlled by (Name of Entity/Person)	Type of Control (Ownership, Board, Management, Attorney-in-Fact, Influence, Other)	If Control is Ownership Provide Percentage	Ultimate Controlling Entity(ies)/Person(s)	Is an SCA Filing Required? (Yes/No)	*
							BHE Canada, L.P.	.CAN	NIA	BHE Canada Holdings Corporation	Ownership	99.990	Berkshire Hathaway Inc.	NO	
							MATL Canada L.P.	.CAN	NIA	BHE Canada Holdings Corporation	Ownership	99.990	Berkshire Hathaway Inc.	NO	
							BHE Canada Management Ltd.	.CAN	NIA	BHE Canada Limited	Ownership	100.000	Berkshire Hathaway Inc.	NO	
							BHE Canada Power Marketing G.P. Inc.	.CAN	NIA	BHE Canada Limited	Ownership	100.000	Berkshire Hathaway Inc.	NO	
							BHE Canada Rattlesnake G.P. Inc.	.CAN	NIA	BHE Canada Limited	Ownership	100.000	Berkshire Hathaway Inc.	NO	
							MATL Canada G.P. Inc.	.CAN	NIA	BHE Canada Limited	Ownership	100.000	Berkshire Hathaway Inc.	NO	
							NEP Limited GP Inc.	.CAN	NIA	BHE Canada Limited	Ownership	100.000	Berkshire Hathaway Inc.	NO	
							BHE Canada, L.P.	.CAN	NIA	BHE Canada Management Ltd.	Ownership	0.010	Berkshire Hathaway Inc.	NO	
							BHE Canada Power Marketing, L.P.	.CAN	NIA	BHE Canada Power Marketing G.P. Inc.	Ownership	0.010	Berkshire Hathaway Inc.	NO	
							BHE Canada Rattlesnake L.P.	.CAN	NIA	BHE Canada Rattlesnake G.P. Inc.	Ownership	0.010	Berkshire Hathaway Inc.	NO	
							BHE Canada Rattlesnake L.P.	.CAN	NIA	BHE Canada, L.P.	Ownership	99.990	Berkshire Hathaway Inc.	NO	
			83-3544190				NEP Holdings Limited Partnership	.CAN	NIA	BHE Canada, L.P.	Ownership	99.990	Berkshire Hathaway Inc.	NO	
							BHE Canada Holdings Corporation	.CAN	NIA	BHE Canada, LLC	Ownership	100.000	Berkshire Hathaway Inc.	NO	
							Geronimo Community Solar Gardens Holding Company, LLC	.DE	NIA	BHE Community Solar, LLC	Ownership	100.000	Berkshire Hathaway Inc.	NO	
			82-0737137				BHE Compression Services, LLC	.DE	NIA	BHE CS Holdings, LLC	Ownership	100.000	Berkshire Hathaway Inc.	NO	
			84-3202708				BHER Power Resources, Inc.	.DE	NIA	BHE Gas, Inc.	Ownership	100.000	Berkshire Hathaway Inc.	NO	
			76-0209869				Falcon Power Operating Company	.TX	NIA	BHE Gas, Inc.	Ownership	100.000	Berkshire Hathaway Inc.	NO	
			76-0270150				Saranac Energy Company, Inc.	.DE	NIA	BHE Gas, Inc.	Ownership	100.000	Berkshire Hathaway Inc.	NO	
			76-0263606				CalEnergy Generation Operating Company	.DE	NIA	BHE Geothermal, LLC	Ownership	100.000	Berkshire Hathaway Inc.	NO	
			39-1988036				CalEnergy Geothermal Holding, LLC	.DE	NIA	BHE Geothermal, LLC	Ownership	100.000	Berkshire Hathaway Inc.	NO	
			46-2446184				CE Generation, LLC	.DE	NIA	BHE Geothermal, LLC	Ownership	100.000	Berkshire Hathaway Inc.	NO	
			47-0818523				CE Geothermal, Inc.	.DE	NIA	BHE Geothermal, LLC	Ownership	100.000	Berkshire Hathaway Inc.	NO	
			77-0321525				Cordova Energy Company LLC	.DE	NIA	BHE Geothermal, LLC	Ownership	100.000	Berkshire Hathaway Inc.	NO	
			42-1488428				MidAmerican Geothermal Development Corporation	.DE	NIA	BHE Geothermal, LLC	Ownership	100.000	Berkshire Hathaway Inc.	NO	
			52-2353098				AltaLink Investment Management Ltd.	.CAN	NIA	BHE GP Holdings Ltd.	Ownership	23.077	Berkshire Hathaway Inc.	NO	
							AltaLink Management Ltd.	.CAN	NIA	BHE GP Holdings Ltd.	Ownership	23.077	Berkshire Hathaway Inc.	NO	
			47-4574139				Carolina Gas Services, Inc.	.VA	NIA	BHE GT&S, LLC	Ownership	100.000	Berkshire Hathaway Inc.	NO	
			55-0711095				Eastern Energy Field Services Inc.	.DE	NIA	BHE GT&S, LLC	Ownership	100.000	Berkshire Hathaway Inc.	NO	
			46-3639580				Eastern Energy Gas Holdings, LLC	.VA	NIA	BHE GT&S, LLC	Ownership	100.000	Berkshire Hathaway Inc.	NO	
			47-5154245				Eastern Gathering and Processing, Inc.	.VA	NIA	BHE GT&S, LLC	Ownership	100.000	Berkshire Hathaway Inc.	NO	
			82-3625237				Modular LNG Holdings, Inc.	.VA	NIA	BHE GT&S, LLC	Ownership	100.000	Berkshire Hathaway Inc.	NO	
			88-4105342				BHER San Vicente Holdings, LLC	.DE	NIA	BHE Hydro, LLC	Ownership	100.000	Berkshire Hathaway Inc.	NO	
			45-4891379				Wailuku Investment, LLC	.SD	NIA	BHE Hydro, LLC	Ownership	100.000	Berkshire Hathaway Inc.	NO	
			85-3909604				BHE Infrastructure Services, LLC	.DE	NIA	BHE Infrastructure Group, LLC	Ownership	100.000	Berkshire Hathaway Inc.	NO	
			86-3317628				Texas Emergency Power Reserve, LLC	.DE	NIA	BHE Infrastructure Group, LLC	Ownership	100.000	Berkshire Hathaway Inc.	NO	
			86-3292341				BHE B Tax Equity Holdings LLC	.DE	NIA	BHE Investment Group LLC	Ownership	100.000	Berkshire Hathaway Inc.	NO	
							Midwest Power Midcontinent Transmission Development, LLC	.DE	NIA	BHE Midcontinent Transmission Holdings, LLC	Ownership	100.000	Berkshire Hathaway Inc.	NO	
			47-3503080				BHE Glacier Wind 1, LLC	.DE	NIA	BHE Montana, LLC	Ownership	100.000	Berkshire Hathaway Inc.	NO	
			45-0597148				BHE Glacier Wind 2, LLC	.DE	NIA	BHE Montana, LLC	Ownership	100.000	Berkshire Hathaway Inc.	NO	
			26-2438366				BHE Power Watch, LLC	.DE	NIA	BHE Montana, LLC	Ownership	100.000	Berkshire Hathaway Inc.	NO	
			27-0515262				BHE Rim Rock Wind, LLC	.DE	NIA	BHE Montana, LLC	Ownership	100.000	Berkshire Hathaway Inc.	NO	
			27-2860287				BHE Wind Watch, LLC	.DE	NIA	BHE Montana, LLC	Ownership	100.000	Berkshire Hathaway Inc.	NO	
			80-0772521				BHEM Balancing Authority Services, LLC	.DE	NIA	BHE Montana, LLC	Ownership	100.000	Berkshire Hathaway Inc.	NO	
			45-3167899				BHE Pearl Solar, LLC	.DE	NIA	BHE Pearl Solar Holdings, LLC	Ownership	100.000	Berkshire Hathaway Inc.	NO	
			37-1795093				Alaska Gas Transmission Company, LLC	.DE	NIA	BHE Pipeline Group, LLC	Ownership	100.000	Berkshire Hathaway Inc.	NO	
			20-0730905				BHE CS Holdings, LLC	.DE	NIA	BHE Pipeline Group, LLC	Ownership	100.000	Berkshire Hathaway Inc.	NO	
			84-3193556												

53.29

ANNUAL STATEMENT FOR THE YEAR 2022 OF THE General Re Life Corporation

SCHEDULE Y

PART 1A - DETAIL OF INSURANCE HOLDING COMPANY SYSTEM

1	2	3	4	5	6	7	8	9	10	11	12	13	14	15	16
Group Code	Group Name	NAIC Company Code	ID Number	Federal RSSD	CIK	Name of Securities Exchange if Publicly Traded (U.S. or International)	Names of Parent, Subsidiaries Or Affiliates	Domiciliary Location	Relationship to Reporting Entity	Directly Controlled by (Name of Entity/Person)	Type of Control (Ownership, Board, Management, Attorney-in-Fact, Influence, Other)	If Control is Ownership Provide Percentage	Ultimate Controlling Entity(ies)/Person(s)	Is an SCA Filing Required? (Yes/No)	*
			85-1944244				BHE GT&S, LLC	DE	NIA	BHE Pipeline Group, LLC	Ownership	100.000	Berkshire Hathaway Inc.	NO	
			75-3045251				KR Holding, LLC	DE	NIA	BHE Pipeline Group, LLC	Ownership	100.000	Berkshire Hathaway Inc.	NO	
			41-2068177				MidAmerican Energy Machining Services LLC	DE	NIA	BHE Pipeline Group, LLC	Ownership	100.000	Berkshire Hathaway Inc.	NO	
			82-0556195				NGC Acquisition, LLC	DE	NIA	BHE Pipeline Group, LLC	Ownership	100.000	Berkshire Hathaway Inc.	NO	
			45-4242204				BHE Geothermal, LLC	DE	NIA	BHE Renewables, LLC	Ownership	100.000	Berkshire Hathaway Inc.	NO	
			45-3827832				BHE Hydro, LLC	DE	NIA	BHE Renewables, LLC	Ownership	100.000	Berkshire Hathaway Inc.	NO	
			45-3608493				BHE Solar, LLC	DE	NIA	BHE Renewables, LLC	Ownership	100.000	Berkshire Hathaway Inc.	NO	
			45-3608546				BHE Wind, LLC	DE	NIA	BHE Renewables, LLC	Ownership	100.000	Berkshire Hathaway Inc.	NO	
			88-3892988				BHE WV Holdings, LLC	DE	NIA	BHE Renewables, LLC	Ownership	100.000	Berkshire Hathaway Inc.	NO	
			84-4402531				BHER Market Operations, LLC	DE	NIA	BHE Renewables, LLC	Ownership	100.000	Berkshire Hathaway Inc.	NO	
			84-4180674				BHER Minerals, LLC	DE	NIA	BHE Renewables, LLC	Ownership	100.000	Berkshire Hathaway Inc.	NO	
			92-1494069				Renewable Development Ventures, LLC	DE	NIA	BHE Renewables, LLC	Ownership	100.000	Berkshire Hathaway Inc.	NO	
			81-4099469				Alamo 6 Solar Holdings, LLC	DE	NIA	BHE Solar, LLC	Ownership	100.000	Berkshire Hathaway Inc.	NO	
			45-4035801				BHE AC Holding, LLC	DE	NIA	BHE Solar, LLC	Ownership	100.000	Berkshire Hathaway Inc.	NO	
			81-4799818				BHES CSG Holdings, LLC	DE	NIA	BHE Solar, LLC	Ownership	100.000	Berkshire Hathaway Inc.	NO	
			81-4247309				BHES Pearl Solar Holdings, LLC	DE	NIA	BHE Solar, LLC	Ownership	100.000	Berkshire Hathaway Inc.	NO	
			47-2551010				Geronimo Community Solar Gardens, LLC	DE	NIA	BHE Solar, LLC	Ownership	100.000	Berkshire Hathaway Inc.	NO	
			46-1296159				Solar Star Projects Holding, LLC	DE	NIA	BHE Solar, LLC	Ownership	100.000	Berkshire Hathaway Inc.	NO	
			45-3717428				TPZ Holding, LLC	DE	NIA	BHE Solar, LLC	Ownership	100.000	Berkshire Hathaway Inc.	NO	
			47-4166863				MPT Heartland Development, LLC	DE	NIA	BHE Southwest Transmission Holdings, LLC	Ownership	100.000	Berkshire Hathaway Inc.	NO	
			61-1517073				Electric Transmission Texas, LLC	DE	NIA	BHE Texas Transco, LLC	Ownership	50.000	Berkshire Hathaway Inc.	NO	
			98-0173268				Northern Powergrid Holdings Company	GBR	NIA	BHE U.K. Electric, Inc.	Ownership	35.000	Berkshire Hathaway Inc.	NO	
			98-0173268				Northern Powergrid UK Holdings	GBR	NIA	BHE U.K. Electric, Inc.	Ownership	0.347	Berkshire Hathaway Inc.	NO	
			98-0173268				Northern Powergrid Holdings Company	GBR	NIA	BHE U.K. Inc.	Ownership	30.000	Berkshire Hathaway Inc.	NO	
			98-0173268				Northern Powergrid UK Holdings	GBR	NIA	BHE U.K. Inc.	Ownership	0.297	Berkshire Hathaway Inc.	NO	
			98-0173268				Northern Powergrid Holdings Company	GBR	NIA	BHE U.K. Power, Inc.	Ownership	35.000	Berkshire Hathaway Inc.	NO	
			98-0173268				Northern Powergrid UK Holdings	GBR	NIA	BHE U.K. Power, Inc.	Ownership	0.347	Berkshire Hathaway Inc.	NO	
			26-0819025				BHE America Transco, LLC	DE	NIA	BHE U.S. Transmission, LLC	Ownership	100.000	Berkshire Hathaway Inc.	NO	
			47-3484775				BHE Midcontinent Transmission Holdings, LLC	DE	NIA	BHE U.S. Transmission, LLC	Ownership	100.000	Berkshire Hathaway Inc.	NO	
			47-1092949				BHE Southwest Transmission Holdings, LLC	DE	NIA	BHE U.S. Transmission, LLC	Ownership	100.000	Berkshire Hathaway Inc.	NO	
			26-0818953				BHE Texas Transco, LLC	DE	NIA	BHE U.S. Transmission, LLC	Ownership	100.000	Berkshire Hathaway Inc.	NO	
			46-4423014				California Utility HoldCo, LLC	DE	NIA	BHE U.S. Transmission, LLC	Ownership	100.000	Berkshire Hathaway Inc.	NO	
			45-3155724				Midwest Power Transmission Iowa, LLC	DE	NIA	BHE U.S. Transmission, LLC	Ownership	100.000	Berkshire Hathaway Inc.	NO	
			27-0818912				Montana Alberta Tie US Holdings GP Inc.	MT	NIA	BHE U.S. Transmission, LLC	Ownership	100.000	Berkshire Hathaway Inc.	NO	
			47-1415608				MTL Canyon Holdings, LLC	DE	NIA	BHE U.S. Transmission, LLC	Ownership	100.000	Berkshire Hathaway Inc.	NO	
			87-3504073				BHER Flat Top Wind Holdings, LLC	DE	NIA	BHE Wind, LLC	Ownership	100.000	Berkshire Hathaway Inc.	NO	
			87-1409445				BHER Gopher Wind Holdings, LLC	DE	NIA	BHE Wind, LLC	Ownership	100.000	Berkshire Hathaway Inc.	NO	
			86-3501782				BHER IWE Holdco, LLC	DE	NIA	BHE Wind, LLC	Ownership	100.000	Berkshire Hathaway Inc.	NO	
			87-4324819				BHER Mariah Wind Holdings, LLC	DE	NIA	BHE Wind, LLC	Ownership	100.000	Berkshire Hathaway Inc.	NO	
			82-2814718				BHER Santa Rita Holdings, LLC	DE	NIA	BHE Wind, LLC	Ownership	100.000	Berkshire Hathaway Inc.	NO	
			82-4645009				BH2H Holdings, LLC	DE	NIA	BHE Wind, LLC	Ownership	100.000	Berkshire Hathaway Inc.	NO	
			81-4203330				GPIH Holdings, LLC	DE	NIA	BHE Wind, LLC	Ownership	100.000	Berkshire Hathaway Inc.	NO	
			81-4387037				Grande Prairie Land Holding, LLC	DE	NIA	BHE Wind, LLC	Ownership	100.000	Berkshire Hathaway Inc.	NO	
			81-2044072				Grande Prairie Wind II, LLC	DE	NIA	BHE Wind, LLC	Ownership	100.000	Berkshire Hathaway Inc.	NO	
			46-5277885				Jumbo Road Holdings, LLC	DE	NIA	BHE Wind, LLC	Ownership	100.000	Berkshire Hathaway Inc.	NO	
			81-2624560				Marshall Wind Energy Holdings, LLC	DE	NIA	BHE Wind, LLC	Ownership	100.000	Berkshire Hathaway Inc.	NO	
			47-2511435				MidAmerican Wind Tax Equity Holdings, LLC	DE	NIA	BHE Wind, LLC	Ownership	100.000	Berkshire Hathaway Inc.	NO	
			46-1859029				Pinyon Pines I Holding Company, LLC	DE	NIA	BHE Wind, LLC	Ownership	100.000	Berkshire Hathaway Inc.	NO	
			46-1865130				Pinyon Pines II Holding Company, LLC	DE	NIA	BHE Wind, LLC	Ownership	100.000	Berkshire Hathaway Inc.	NO	

53-30

ANNUAL STATEMENT FOR THE YEAR 2022 OF THE General Re Life Corporation

SCHEDULE Y

PART 1A - DETAIL OF INSURANCE HOLDING COMPANY SYSTEM

1	2	3	4	5	6	7	8	9	10	11	12	13	14	15	16
Group Code	Group Name	NAIC Company Code	ID Number	Federal RSSD	CIK	Name of Securities Exchange if Publicly Traded (U.S. or International)	Names of Parent, Subsidiaries Or Affiliates	Domiciliary Location	Relationship to Reporting Entity	Directly Controlled by (Name of Entity/Person)	Type of Control (Ownership, Board, Management, Attorney-in-Fact, Influence, Other)	If Control is Ownership Provide Percentage	Ultimate Controlling Entity(ies)/Person(s)	Is an SCA Filing Required? (Yes/No)	*
			81-4812743				Pinyon Pines Projects Holding, LLC	DE	NIA	BHE Wind, LLC	Ownership	100.000	Berkshire Hathaway Inc.	NO	
			56-2580746				Walnut Ridge Wind, LLC	DE	NIA	BHE Wind, LLC	Ownership	100.000	Berkshire Hathaway Inc.	NO	
			88-3865114				BHE Ravenswood, LLC	DE	NIA	BHE WV Holdings, LLC	Ownership	100.000	Berkshire Hathaway Inc.	NO	
			92-0308510				BHE WV Renewables, LLC	DE	NIA	BHE WV Holdings, LLC	Ownership	100.000	Berkshire Hathaway Inc.	NO	
			92-1734925				BHER WV Solar, LLC	DE	NIA	BHE WV Renewables, LLC	Ownership	100.000	Berkshire Hathaway Inc.	NO	
			92-1774360				BHER WV Wind, LLC	DE	NIA	BHE WV Renewables, LLC	Ownership	100.000	Berkshire Hathaway Inc.	NO	
			38-4007385				Flat Top Holdings, LLC	DE	NIA	BHER Flat Top Wind Holdings, LLC	Ownership	100.000	Berkshire Hathaway Inc.	NO	
			85-0933881				Fluvanna Holdings 2, LLC	DE	NIA	BHER Gopher Wind Holdings, LLC	Ownership	100.000	Berkshire Hathaway Inc.	NO	
			85-2558721				Independence Wind Energy LLC	IA	NIA	BHER Independence Wind Holdco, LLC	Ownership	100.000	Berkshire Hathaway Inc.	NO	
			86-3477710				BHER Independence Wind Holdco, LLC	DE	NIA	BHER IWE Holdco, LLC	Ownership	100.000	Berkshire Hathaway Inc.	NO	
			81-0732806				FR Mariah Holdings II, LLC	DE	NIA	BHER Mariah Wind Holdings, LLC	Ownership	100.000	Berkshire Hathaway Inc.	NO	
			92-0425540				BHER/KIEWIT SVESF, LLC	DE	NIA	BHER San Vicente Holdings, LLC	Ownership	80.000	Berkshire Hathaway Inc.	NO	
			82-2941893				BHER Santa Rita Investment, LLC	DE	NIA	BHER Santa Rita Holdings, LLC	Ownership	100.000	Berkshire Hathaway Inc.	NO	
			32-0505827				Santa Rita Wind Energy LLC	DE	NIA	BHER Santa Rita Investment, LLC	Ownership	100.000	Berkshire Hathaway Inc.	NO	
			81-1952874				BHE Community Solar, LLC	DE	NIA	BHE CSG Holdings, LLC	Ownership	100.000	Berkshire Hathaway Inc.	NO	
			33-0887562				BHE Pearl Solar Holdings, LLC	DE	NIA	BHE Pearl Solar Holdings, LLC	Ownership	100.000	Berkshire Hathaway Inc.	NO	
							Berkshire Hathaway Services India Private Limited	IND	NIA	BHG Structured Settlements, Inc.	Ownership	80.000	Berkshire Hathaway Inc.	NO	
							Berkshire India Limited	IND	NIA	BHG Structured Settlements, Inc.	Ownership	79.999	Berkshire Hathaway Inc.	NO	
			84-4110738				BHH Iowa Affiliates, LLC	DE	NIA	BHH Affiliates, LLC	Ownership	100.000	Berkshire Hathaway Inc.	NO	
			45-3827786				Bishop Hill II Holdings, LLC	DE	NIA	BH2H Holdings, LLC	Ownership	100.000	Berkshire Hathaway Inc.	NO	
							IMC International Metalworking Companies B.V.	NLD	NIA	BH-IMC Holdings B.V.	Ownership	100.000	Berkshire Hathaway Inc.	NO	
			47-0691259				Adalet / Scott Fetzer Company	DE	NIA	BHSF, Inc.	Ownership	100.000	Berkshire Hathaway Inc.	NO	
							Anest Iwata Campbell KK	JPN	NIA	BHSF, Inc.	Ownership	33.000	Berkshire Hathaway Inc.	NO	
			47-0691268				Carefree / Scott Fetzer Company	DE	NIA	BHSF, Inc.	Ownership	100.000	Berkshire Hathaway Inc.	NO	
			47-0691264				Halax / Scott Fetzer Company	DE	NIA	BHSF, Inc.	Ownership	100.000	Berkshire Hathaway Inc.	NO	
			31-1225758				Powerex-Iwata Air Technology, Inc.	DE	NIA	BHSF, Inc.	Ownership	67.000	Berkshire Hathaway Inc.	NO	
			47-0691256				Scott Fetzer Company	DE	NIA	BHSF, Inc.	Ownership	100.000	Berkshire Hathaway Inc.	NO	
			36-2991302				Scott Fetzer Financial Group, Inc.	DE	NIA	BHSF, Inc.	Ownership	100.000	Berkshire Hathaway Inc.	NO	
			47-0691266				SFEG Corp.	DE	NIA	BHSF, Inc.	Ownership	100.000	Berkshire Hathaway Inc.	NO	
			47-0691265				Stahl / Scott Fetzer Company	DE	NIA	BHSF, Inc.	Ownership	100.000	Berkshire Hathaway Inc.	NO	
			47-0691267				Wayne / Scott Fetzer Company	DE	NIA	BHSF, Inc.	Ownership	100.000	Berkshire Hathaway Inc.	NO	
			47-0691262				Western / Scott Fetzer Company	DE	NIA	BHSF, Inc.	Ownership	100.000	Berkshire Hathaway Inc.	NO	
			47-0691153				World Book / Scott Fetzer Company, Inc.	NE	NIA	BHSF, Inc.	Ownership	100.000	Berkshire Hathaway Inc.	NO	
			80-0818943				Bishop Hill Interconnection LLC	DE	NIA	Bishop Hill Energy II LLC	Ownership	33.950	Berkshire Hathaway Inc.	NO	
			27-3400990				Bishop Hill Energy II LLC	DE	NIA	Bishop Hill II Holdings, LLC	Ownership	100.000	Berkshire Hathaway Inc.	NO	
			90-0529594				Meteorcomm, LLC	DE	NIA	BNSF Communications, Inc.	Ownership	25.000	Berkshire Hathaway Inc.	NO	
			81-2374234				BNSF Railway Servicios de Logistica S. de R.L. de C.V.	MEX	NIA	BNSF Logistics de Mexico Holdings, LLC	Ownership	1.000	Berkshire Hathaway Inc.	NO	
			98-1082536				BNSF Logistics Canada, Inc.	CAN	NIA	BNSF Logistics International, LLC	Ownership	100.000	Berkshire Hathaway Inc.	NO	
			22-3769127				Logistics shipping USA	NJ	NIA	BNSF Logistics International, LLC	Ownership	100.000	Berkshire Hathaway Inc.	NO	
			82-4877298				AuroraMTS, LLC	TX	NIA	BNSF Logistics, LLC	Ownership	100.000	Berkshire Hathaway Inc.	NO	
			81-2374234				BNSF Logistics de Mexico Holdings, LLC	DE	NIA	BNSF Logistics, LLC	Ownership	100.000	Berkshire Hathaway Inc.	NO	
			74-1938975				BNSF Logistics International, LLC	TX	NIA	BNSF Logistics, LLC	Ownership	100.000	Berkshire Hathaway Inc.	NO	
			81-2374234				BNSF Railway Servicios de Logistica S. de R.L. de C.V.	MEX	NIA	BNSF Logistics, LLC	Ownership	99.000	Berkshire Hathaway Inc.	NO	
			75-2925572				TRANSPORTATION TECHNOLOGY SERVICES, INC.	TX	NIA	BNSF Logistics, LLC	Ownership	100.000	Berkshire Hathaway Inc.	NO	
			32-0481155				AHP State Affordable 2, LLC	DE	NIA	BNSF Railway Company	Ownership	99.990	Berkshire Hathaway Inc.	NO	

ANNUAL STATEMENT FOR THE YEAR 2022 OF THE General Re Life Corporation

SCHEDULE Y
PART 1A - DETAIL OF INSURANCE HOLDING COMPANY SYSTEM

1	2	3	4	5	6	7	8	9	10	11	12	13	14	15	16
Group Code	Group Name	NAIC Company Code	ID Number	Federal RSSD	CIK	Name of Securities Exchange if Publicly Traded (U.S. or International)	Names of Parent, Subsidiaries Or Affiliates	Domiciliary Location	Relationship to Reporting Entity	Directly Controlled by (Name of Entity/Person)	Type of Control (Ownership, Board, Management, Attorney-in-Fact, Influence, Other)	If Control is Ownership Provide Percentage	Ultimate Controlling Entity(ies)/Person(s)	Is an SCA Filing Required? (Yes/No)	*
			83-3050414				AHP State Affordable 3, LLC	DE	NIA	BNSF Railway Company	Ownership	99.990	Berkshire Hathaway Inc.	NO	
			94-6000007				Alameda Belt Line	CA	NIA	BNSF Railway Company	Ownership	50.000	Berkshire Hathaway Inc.	NO	
			75-2874875				Bayport Systems, Inc.	TX	NIA	BNSF Railway Company	Ownership	100.000	Berkshire Hathaway Inc.	NO	
			75-2947075				BayRail, LLC	DE	NIA	BNSF Railway Company	Ownership	100.000	Berkshire Hathaway Inc.	NO	
			41-1635061				BN Leasing Corporation	DE	NIA	BNSF Railway Company	Ownership	100.000	Berkshire Hathaway Inc.	NO	
			90-0529584				BNSF Communications, Inc.	DE	NIA	BNSF Railway Company	Ownership	100.000	Berkshire Hathaway Inc.	NO	
			74-3037595				BNSF Equipment Acquisition Company, LLC	DE	NIA	BNSF Railway Company	Ownership	100.000	Berkshire Hathaway Inc.	NO	
			41-1690678				BNSF Railway International Services, Inc.	DE	NIA	BNSF Railway Company	Ownership	100.000	Berkshire Hathaway Inc.	NO	
			90-0529588				BNSF Spectrum, Inc.	DE	NIA	BNSF Railway Company	Ownership	100.000	Berkshire Hathaway Inc.	NO	
							Burlington Northern (Manitoba) Limited	CAN	NIA	BNSF Railway Company	Ownership	100.000	Berkshire Hathaway Inc.	NO	
			52-1604648				Burlington Northern Railroad Holdings, Inc.	DE	NIA	BNSF Railway Company	Ownership	100.000	Berkshire Hathaway Inc.	NO	
							Burlington Northern Santa Fe Properties, L.L.C.	DE	NIA	BNSF Railway Company	Ownership	100.000	Berkshire Hathaway Inc.	NO	
			00-0000000				Central California Traction Company	CA	NIA	BNSF Railway Company	Ownership	33.330	Berkshire Hathaway Inc.	NO	
			94-6000255				Houston Belt & Terminal Railway Company	TX	NIA	BNSF Railway Company	Ownership	50.000	Berkshire Hathaway Inc.	NO	
			74-6175960				Kansas City Terminal Railway Company	MO	NIA	BNSF Railway Company	Ownership	25.000	Berkshire Hathaway Inc.	NO	
			44-6000762				Longview Switching Company	WA	NIA	BNSF Railway Company	Ownership	50.000	Berkshire Hathaway Inc.	NO	
			93-0588053				Los Angeles Junction Railway Company	CA	NIA	BNSF Railway Company	Ownership	100.000	Berkshire Hathaway Inc.	NO	
			95-6001943				M T Properties, Inc.	MN	NIA	BNSF Railway Company	Ownership	43.300	Berkshire Hathaway Inc.	NO	
			41-6007409				Midwest/Northwest Properties Inc.	DE	NIA	BNSF Railway Company	Ownership	100.000	Berkshire Hathaway Inc.	NO	
			75-2453553				Northern Radio Limited	CAN	NIA	BNSF Railway Company	Ownership	100.000	Berkshire Hathaway Inc.	NO	
							Paducah & Illinois Railroad Company	KY	NIA	BNSF Railway Company	Ownership	33.340	Berkshire Hathaway Inc.	NO	
			36-6047629				Pine Canyon Land Company	DE	NIA	BNSF Railway Company	Ownership	100.000	Berkshire Hathaway Inc.	NO	
			36-3357364				Port Terminal Railroad Association	TX	NIA	BNSF Railway Company	Ownership	0.000	Berkshire Hathaway Inc.	NO	
			76-0292964				Portland Terminal Railroad Company	OR	NIA	BNSF Railway Company	Ownership	40.000	Berkshire Hathaway Inc.	NO	
			93-6001694				Railmarketplace.com, Inc.	DE	NIA	BNSF Railway Company	Ownership	18.850	Berkshire Hathaway Inc.	NO	
			00-0000000				San Jacinto Rail Limited	TX	NIA	BNSF Railway Company	Ownership	48.000	Berkshire Hathaway Inc.	NO	
0031	Berkshire Hathaway Group	10469	36-2947077				Santa Fe Pacific Insurance Company	VT	IA	BNSF Railway Company	Ownership	100.000	Berkshire Hathaway Inc.	NO	
			36-3696715				Santa Fe Pacific Railroad Company	TX	NIA	BNSF Railway Company	Ownership	100.000	Berkshire Hathaway Inc.	NO	
			48-6105539				SFP Pipelines Holdings, Inc.	DE	NIA	BNSF Railway Company	Ownership	100.000	Berkshire Hathaway Inc.	NO	
			36-3713699				Slover Development Company LLC	DE	NIA	BNSF Railway Company	Ownership	100.000	Berkshire Hathaway Inc.	NO	
			46-2923835				St. Joseph Terminal Railroad Company	DE	NIA	BNSF Railway Company	Ownership	50.000	Berkshire Hathaway Inc.	NO	
			47-6000439				Star Lake Railroad Company	MO	NIA	BNSF Railway Company	Ownership	100.000	Berkshire Hathaway Inc.	NO	
			36-2892538				Sunset Railway Company	CA	NIA	BNSF Railway Company	Ownership	50.000	Berkshire Hathaway Inc.	NO	
			94-6001411				Terminal Railroad Association of St. Louis	MO	NIA	BNSF Railway Company	Ownership	14.290	Berkshire Hathaway Inc.	NO	
			43-6003713				Texas City Terminal Railway Company	TX	NIA	BNSF Railway Company	Ownership	33.340	Berkshire Hathaway Inc.	NO	
			74-6002396				The Belt Railway Company of Chicago	IL	NIA	BNSF Railway Company	Ownership	16.670	Berkshire Hathaway Inc.	NO	
			36-6000256				The Burlington Northern and Santa Fe Railway Company de Mexico S.A. de C.V.	MEX	NIA	BNSF Railway Company	Ownership	99.000	Berkshire Hathaway Inc.	NO	
			36-4233242				The Oakland Terminal Railway	CA	NIA	BNSF Railway Company	Ownership	50.000	Berkshire Hathaway Inc.	NO	
			94-6001015				The Wichita Union Terminal Railway Company	KS	NIA	BNSF Railway Company	Ownership	66.670	Berkshire Hathaway Inc.	NO	
			48-6030154				The Zia Company	DE	NIA	BNSF Railway Company	Ownership	100.000	Berkshire Hathaway Inc.	NO	
			74-1746432				TTX Company	DE	NIA	BNSF Railway Company	Ownership	17.300	Berkshire Hathaway Inc.	NO	
			23-1554199				Western Fruit Express Company	DE	NIA	BNSF Railway Company	Ownership	100.000	Berkshire Hathaway Inc.	NO	
			53-0183669				Wichita Terminal Association (WTA)	KS	NIA	BNSF Railway Company	Ownership	50.000	Berkshire Hathaway Inc.	NO	
			48-6003755				The Burlington Northern and Santa Fe Railway Company de Mexico S.A. de C.V.	MEX	NIA	BNSF Railway International Services, Inc.	Ownership	1.000	Berkshire Hathaway Inc.	NO	
			36-4233242				PTC-220, LLC	DE	NIA	BNSF Spectrum, Inc.	Ownership	14.285	Berkshire Hathaway Inc.	NO	
			26-1814139												

53-32

ANNUAL STATEMENT FOR THE YEAR 2022 OF THE General Re Life Corporation

SCHEDULE Y
PART 1A - DETAIL OF INSURANCE HOLDING COMPANY SYSTEM

1	2	3	4	5	6	7	8	9	10	11	12	13	14	15	16
Group Code	Group Name	NAIC Company Code	ID Number	Federal RSSD	CIK	Name of Securities Exchange if Publicly Traded (U.S. or International)	Names of Parent, Subsidiaries Or Affiliates	Domiciliary Location	Relationship to Reporting Entity	Directly Controlled by (Name of Entity/Person)	Type of Control (Ownership, Board, Management, Attorney-in-Fact, Influence, Other)	If Control is Ownership Provide Percentage	Ultimate Controlling Entity(ies)/Person(s)	Is an SCA Filing Required? (Yes/No)	*
			54-1243944				Boat Owners Association of the United States	DC	NIA	Boat America Corporation	Ownership	100.000	Berkshire Hathaway Inc.	NO	
			54-1259466				Boat/U.S., Inc.	VA	NIA	Boat America Corporation	Ownership	100.000	Berkshire Hathaway Inc.	NO	
0031	Berkshire Hathaway Group	37923	52-1658500				GEICO Marine Insurance Company	NE	IA	Boat America Corporation	Ownership	100.000	Berkshire Hathaway Inc.	NO	
			01-0434937				Coastal Industrial Distributors, LLC	DE	NIA	Bourn & Koch, Inc.	Ownership	100.000	Berkshire Hathaway Inc.	NO	
			71-0975197				Diamond Technology Innovations, Inc.	WA	NIA	Bourn & Koch, Inc.	Ownership	100.000	Berkshire Hathaway Inc.	NO	
			30-1025039				Supermill, LLC	DE	NIA	Bourn & Koch, Inc.	Ownership	100.000	Berkshire Hathaway Inc.	NO	
			90-0016800				L. A. Terminals, Inc.	CA	NIA	Brilliant National Services, Inc.	Ownership	100.000	Berkshire Hathaway Inc.	NO	
			74-2143400				Soco West, Inc.	DE	NIA	Brilliant National Services, Inc.	Ownership	100.000	Berkshire Hathaway Inc.	NO	
			53-0075853				AI Shift II & CY LP	DE	NIA	BRK Investment Holdings, LLC	Ownership	100.000	Berkshire Hathaway Inc.	NO	
							Dongguan Brooks Sports Trading Co., Ltd.	CHN	NIA	Brooks Sports (Singapore) Pte. Ltd.	Ownership	100.000	Berkshire Hathaway Inc.	NO	
			98-1244982				Brooks Running S.L.U.	ESP	NIA	Brooks Sports B.V.	Ownership	100.000	Berkshire Hathaway Inc.	NO	
			98-1244896				Brooks Sports GmbH	DEU	NIA	Brooks Sports B.V.	Ownership	100.000	Berkshire Hathaway Inc.	NO	
			98-1244989				Brooks Sports Limited	GBR	NIA	Brooks Sports B.V.	Ownership	100.000	Berkshire Hathaway Inc.	NO	
			98-1244914				Brooks Sports S.A.R.L.	FRA	NIA	Brooks Sports B.V.	Ownership	100.000	Berkshire Hathaway Inc.	NO	
			98-1244928				Brooks Sports S.R.L.	ITA	NIA	Brooks Sports B.V.	Ownership	100.000	Berkshire Hathaway Inc.	NO	
							Brooks Sports (Singapore) Pte. Ltd.	SGP	NIA	Brooks Sports, Inc.	Ownership	100.000	Berkshire Hathaway Inc.	NO	
							Brooks Sports B.V.	MLD	NIA	Brooks Sports, Inc.	Ownership	100.000	Berkshire Hathaway Inc.	NO	
							Brooks Sports Limited	CAN	NIA	Brooks Sports, Inc.	Ownership	100.000	Berkshire Hathaway Inc.	NO	
							Run Happy Shanghai Sports Goods Trading Co., Ltd.	CHN	NIA	Brooks Sports, Inc.	Ownership	100.000	Berkshire Hathaway Inc.	NO	
			33-0650711				Total Quality Assurance Inc.	CA	NIA	Brooks Sports, Inc.	Ownership	100.000	Berkshire Hathaway Inc.	NO	
			38-4102628				BNSF Development Co., LLC	DE	NIA	Burlington Northern Santa Fe, LLC	Ownership	100.000	Berkshire Hathaway Inc.	NO	
			33-1016819				BNSF Logistics, LLC	DE	NIA	Burlington Northern Santa Fe, LLC	Ownership	100.000	Berkshire Hathaway Inc.	NO	
			41-6034000				BNSF Railway Company	DE	NIA	Burlington Northern Santa Fe, LLC	Ownership	100.000	Berkshire Hathaway Inc.	NO	
			92-1587065				BSNF Dayton LLC	DE	NIA	Burlington Northern Santa Fe, LLC	Ownership	100.000	Berkshire Hathaway Inc.	NO	
							Burlington Northern Santa Fe Insurance Company, Ltd.	BMU	NIA	Burlington Northern Santa Fe, LLC	Ownership	100.000	Berkshire Hathaway Inc.	NO	
			98-0373231				Dove Valley LLC	DE	NIA	Burlington Northern Santa Fe, LLC	Ownership	100.000	Berkshire Hathaway Inc.	NO	
			86-2481611				WittDev LLC	DE	NIA	Burlington Northern Santa Fe, LLC	Ownership	100.000	Berkshire Hathaway Inc.	NO	
			98-0428252				Business Wire Asia-Pacific Pty. Limited	AUS	NIA	Business Wire, Inc.	Ownership	100.000	Berkshire Hathaway Inc.	NO	
							Business Wire Canada Limited	CAN	NIA	Business Wire, Inc.	Ownership	100.000	Berkshire Hathaway Inc.	NO	
							Business Wire China Ltd	HKG	NIA	Business Wire, Inc.	Ownership	100.000	Berkshire Hathaway Inc.	NO	
			98-0355110				Business Wire Europe Limited	GBR	NIA	Business Wire, Inc.	Ownership	100.000	Berkshire Hathaway Inc.	NO	
			98-0492980				Business Wire France SARL	FRA	NIA	Business Wire, Inc.	Ownership	100.000	Berkshire Hathaway Inc.	NO	
							Business Wire Japan KK	JPN	NIA	Business Wire, Inc.	Ownership	100.000	Berkshire Hathaway Inc.	NO	
							Yan Agro logic (1988) Ltd	ISR	NIA	C.T.B Israel Holdings Ltd.	Ownership	100.000	Berkshire Hathaway Inc.	NO	
							Cabinplant Deutschland GmbH	DEU	NIA	Cabinplant A/S	Ownership	100.000	Berkshire Hathaway Inc.	NO	
			61-1680073				Cabinplant Inc.	GA	NIA	Cabinplant A/S	Ownership	100.000	Berkshire Hathaway Inc.	NO	
							Cabinplant SL	ESP	NIA	Cabinplant A/S	Ownership	100.000	Berkshire Hathaway Inc.	NO	
							Cabinplant sp. Z o.o.	POL	NIA	Cabinplant A/S	Ownership	100.000	Berkshire Hathaway Inc.	NO	
			35-2543546				Caelum CSG1, LLC	MIN	NIA	Caelum Community Solar Gardens, LLC	Ownership	100.000	Berkshire Hathaway Inc.	NO	
			38-3981555				Caelum CSG2, LLC	MIN	NIA	Caelum Community Solar Gardens, LLC	Ownership	100.000	Berkshire Hathaway Inc.	NO	
			98-0413165				CalEnergy Resources Limited	GBR	NIA	CalEnergy Gas (Holdings) Limited	Ownership	100.000	Berkshire Hathaway Inc.	NO	
			46-2437007				CalEnergy, LLC	DE	NIA	CalEnergy Geothermal Holding, LLC	Ownership	100.000	Berkshire Hathaway Inc.	NO	
							Magma Netherlands B.V.	MLD	NIA	CalEnergy Investments C.V.	Ownership	100.000	Berkshire Hathaway Inc.	NO	
			98-0416566				CE Casenon Ltd.	BMU	NIA	CalEnergy Pacific Holdings Corp.	Ownership	51.000	Berkshire Hathaway Inc.	NO	
							Canadian Solar Investment Management Pty Ltd	AUS	NIA	CalEnergy Resources (Australia) Limited	Ownership	100.000	Berkshire Hathaway Inc.	NO	

ANNUAL STATEMENT FOR THE YEAR 2022 OF THE General Re Life Corporation

SCHEDULE Y

PART 1A - DETAIL OF INSURANCE HOLDING COMPANY SYSTEM

1	2	3	4	5	6	7	8	9	10	11	12	13	14	15	16
Group Code	Group Name	NAIC Company Code	ID Number	Federal RSSD	CIK	Name of Securities Exchange if Publicly Traded (U.S. or International)	Names of Parent, Subsidiaries Or Affiliates	Domiciliary Location	Relationship to Reporting Entity	Directly Controlled by (Name of Entity/Person)	Type of Control (Ownership, Board, Management, Attorney-in-Fact, Influence, Other)	If Control is Ownership Provide Percentage	Ultimate Controlling Entity(ies)/Person(s)	Is an SCA Filing Required? (Yes/No)	*
			98-0413167				Canadian Solar Investment Trust	.AUS	NIA	CalEnergy Resources (Australia) Limited	Ownership	100.000	Berkshire Hathaway Inc.	NO	
							CalEnergy Gas Limited	.GBR	NIA	CalEnergy Resources Limited	Ownership	100.000	Berkshire Hathaway Inc.	NO	
							CalEnergy Resources (Australia) Limited	.GBR	NIA	CalEnergy Resources Limited	Ownership	100.000	Berkshire Hathaway Inc.	NO	
							CalEnergy Resources (UK) Limited	.GBR	NIA	CalEnergy Resources Limited	Ownership	100.000	Berkshire Hathaway Inc.	NO	
							CalEnergy Resources Poland Sp. z o.o.	.POL	NIA	CalEnergy Resources Limited	Ownership	100.000	Berkshire Hathaway Inc.	NO	
							NewGen Drilling Pty Limited	.AUS	NIA	CalEnergy Resources Limited	Ownership	80.000	Berkshire Hathaway Inc.	NO	
							Baltic Gas Sp. z o.o.	.POL	NIA	CalEnergy Resources Poland Sp. z o.o.	Ownership	50.000	Berkshire Hathaway Inc.	NO	
							Baltic Gas Sp. z o.o. i wspólnicy sp. k.	.POL	NIA	CalEnergy Resources Poland Sp. z o.o.	Ownership	49.000	Berkshire Hathaway Inc.	NO	
		87-0468648					California Energy Yuma Corporation	.UT	NIA	California Energy Development Corporation	Ownership	100.000	Berkshire Hathaway Inc.	NO	
		87-0484750					Yuma Cogeneration Associates	.UT	NIA	California Energy Development Corporation	Ownership	50.000	Berkshire Hathaway Inc.	NO	
		87-0484750					Yuma Cogeneration Associates	.UT	NIA	California Energy Yuma Corporation	Ownership	50.000	Berkshire Hathaway Inc.	NO	
		46-4080723					MidAmerican Central California Transco, LLC	.DE	NIA	California Utility HoldCo, LLC	Ownership	50.000	Berkshire Hathaway Inc.	NO	
							Canadian Solar Investment Finco Pty Ltd	.AUS	NIA	Canadian Solar Investment Holdco Pty Ltd	Ownership	100.000	Berkshire Hathaway Inc.	NO	
							Canadian Solar Investment Holdco Pty Ltd	.AUS	NIA	Canadian Solar Investment Management Pty Ltd	Ownership	100.000	Berkshire Hathaway Inc.	NO	
							Gunnedah Holdco Pty Ltd	.AUS	NIA	Canadian Solar Investment Management Pty Ltd	Ownership	100.000	Berkshire Hathaway Inc.	NO	
							Gunnedah Holding Trust	.AUS	NIA	Canadian Solar Investment Management Pty Ltd	Ownership	100.000	Berkshire Hathaway Inc.	NO	
							Suntop Holdco Pty Ltd	.AUS	NIA	Canadian Solar Investment Management Pty Ltd	Ownership	100.000	Berkshire Hathaway Inc.	NO	
							Suntop Holding Trust	.AUS	NIA	Canadian Solar Investment Management Pty Ltd	Ownership	100.000	Berkshire Hathaway Inc.	NO	
			47-5028242				Capella CSG1, LLC	.MN	NIA	Capella Community Solar Gardens, LLC	Ownership	100.000	Berkshire Hathaway Inc.	NO	
			47-5042364				Capella CSG2, LLC	.MN	NIA	Capella Community Solar Gardens, LLC	Ownership	100.000	Berkshire Hathaway Inc.	NO	
			47-5050175				Capella CSG3, LLC	.MN	NIA	Capella Community Solar Gardens, LLC	Ownership	100.000	Berkshire Hathaway Inc.	NO	
			47-5069998				Capella CSG4, LLC	.MN	NIA	Capella Community Solar Gardens, LLC	Ownership	100.000	Berkshire Hathaway Inc.	NO	
			47-5075729				Capella CSG5, LLC	.MN	NIA	Capella Community Solar Gardens, LLC	Ownership	100.000	Berkshire Hathaway Inc.	NO	
.0031	Berkshire Hathaway Group	10328	39-0988659				Capitol Specialty Insurance Corporation	.WI	IA	Capitol Indemnity Corporation	Ownership	100.000	Berkshire Hathaway Inc.	NO	
.0031	Berkshire Hathaway Group	18619	56-0997453				Platte River Insurance Company	.NE	IA	Capitol Indemnity Corporation	Ownership	100.000	Berkshire Hathaway Inc.	NO	
			26-3310436				Wahoo Title, LLC	.NE	NIA	Capitol Title Company	Ownership	51.000	Berkshire Hathaway Inc.	NO	
			39-1792399				Capitol Facilities Corporation (Wisconsin)	.WI	NIA	CapSpecialty, Inc.	Ownership	100.000	Berkshire Hathaway Inc.	NO	
.0031	Berkshire Hathaway Group	10472	39-0971527				Capitol Indemnity Corporation	.WI	IA	CapSpecialty, Inc.	Ownership	100.000	Berkshire Hathaway Inc.	NO	
			46-1500243				CATA Services Company	.WI	NIA	CapSpecialty, Inc.	Ownership	100.000	Berkshire Hathaway Inc.	NO	
			47-5222072				Carina CSG1, LLC	.MN	NIA	Carina Community Solar Gardens, LLC	Ownership	100.000	Berkshire Hathaway Inc.	NO	
			47-5234184				Carina CSG2, LLC	.MN	NIA	Carina Community Solar Gardens, LLC	Ownership	100.000	Berkshire Hathaway Inc.	NO	
			47-5240288				Carina CSG3, LLC	.MN	NIA	Carina Community Solar Gardens, LLC	Ownership	100.000	Berkshire Hathaway Inc.	NO	
			47-5264303				Carina CSG4, LLC	.MN	NIA	Carina Community Solar Gardens, LLC	Ownership	100.000	Berkshire Hathaway Inc.	NO	
			43-2013152				Summit Machine, LLC	.CA	NIA	Carlton Forge Works	Ownership	100.000	Berkshire Hathaway Inc.	NO	
							Johns Manville Benelux N.V.	.BEL	NIA	Castigliano Vermögensverwaltungs GmbH	Ownership	0.040	Berkshire Hathaway Inc.	NO	
							Johns Manville Shanghai Nonovens Co., Ltd.	.CHN	NIA	Castigliano Vermögensverwaltungs GmbH	Ownership	100.000	Berkshire Hathaway Inc.	NO	
		14-1858683					Cavalier Home Builders, LLC	.DE	NIA	Cavalier Homes, Inc.	Ownership	100.000	Berkshire Hathaway Inc.	NO	
							Pyrometrics Ltd	.GBR	NIA	CPI Europe Limited	Ownership	100.000	Berkshire Hathaway Inc.	NO	
							CE Casecan Water and Energy Company, Inc.	.PHL	NIA	CE Casecan II, Inc.	Ownership	70.000	Berkshire Hathaway Inc.	NO	
			98-0417848				CE Casecan II, Inc.	.PHL	NIA	CE Casecan Ltd.	Ownership	100.000	Berkshire Hathaway Inc.	NO	
							CE Casecan Water and Energy Company, Inc.	.PHL	NIA	CE Casecan Ltd.	Ownership	15.000	Berkshire Hathaway Inc.	NO	
			98-0223222				CalEnergy Investments C.V.	.NLD	NIA	CE Electric (NY), Inc.	Ownership	10.000	Berkshire Hathaway Inc.	NO	
			76-0284201				BHE Gas, Inc.	.TX	NIA	CE Generation, LLC	Ownership	100.000	Berkshire Hathaway Inc.	NO	
			77-0321523				California Energy Development Corporation	.DE	NIA	CE Generation, LLC	Ownership	100.000	Berkshire Hathaway Inc.	NO	
			95-3694478				Magna Power Company	.NV	NIA	CE Generation, LLC	Ownership	100.000	Berkshire Hathaway Inc.	NO	

ANNUAL STATEMENT FOR THE YEAR 2022 OF THE General Re Life Corporation

SCHEDULE Y
PART 1A - DETAIL OF INSURANCE HOLDING COMPANY SYSTEM

1	2	3	4	5	6	7	8	9	10	11	12	13	14	15	16
Group Code	Group Name	NAIC Company Code	ID Number	Federal RSSD	CIK	Name of Securities Exchange if Publicly Traded (U.S. or International)	Names of Parent, Subsidiaries Or Affiliates	Domiciliary Location	Relationship to Reporting Entity	Directly Controlled by (Name of Entity/Person)	Type of Control (Ownership, Board, Management, Attorney-in-Fact, Influence, Other)	If Control is Ownership Provide Percentage	Ultimate Controlling Entity(ies)/Person(s)	Is an SCA Filing Required? (Yes/No)	*
			98-0416566				CE Casecan Ltd.	.BMU	NIA	CE International Investments, Inc.	Ownership	49.000	Berkshire Hathaway Inc.	NO	
			98-0399102				CE Mahanagdong Ltd.	.BMU	NIA	CE International Investments, Inc.	Ownership	100.000	Berkshire Hathaway Inc.	NO	
							CE Philippines Ltd.	.BMU	NIA	CE International Investments, Inc.	Ownership	100.000	Berkshire Hathaway Inc.	NO	
			47-5289747				Centaurus CSG1, LLC	.MN	NIA	Centaurus Community Solar Gardens, LLC	Ownership	100.000	Berkshire Hathaway Inc.	NO	
			47-5312842				Centaurus CSG2, LLC	.MN	NIA	Centaurus Community Solar Gardens, LLC	Ownership	100.000	Berkshire Hathaway Inc.	NO	
							Woodbury Oakwood Urban Renewal Preservation, LP	.NJ	NIA	Centerline AHP Housing LLC	Ownership	99.990	Berkshire Hathaway Inc.	NO	
.0031	Berkshire Hathaway Group	82880	45-3478219				CSI Life Insurance Company	.NE	IA	Central States Indemnity Co. of Omaha	Ownership	100.000	Berkshire Hathaway Inc.	NO	
			86-0287520				CSI Processing, LLC	.NE	NIA	Central States Indemnity Co. of Omaha	Ownership	100.000	Berkshire Hathaway Inc.	NO	
.0031	Berkshire Hathaway Group	34274	47-0591908				Central States Indemnity Co. of Omaha	.NE	IA	Central States of Omaha Companies, Inc.	Ownership	100.000	Berkshire Hathaway Inc.	NO	
			47-0591908				CerroZone LLC	.DE	NIA	Cerro Flow Products LLC	Ownership	100.000	Berkshire Hathaway Inc.	NO	
			85-3513689				Charter Brokerage Holdings, LLC	.DE	NIA	Charter Brokerage Holdings Corp.	Ownership	100.000	Berkshire Hathaway Inc.	NO	
			20-4888288				Charter Brokerage LLC	.NY	NIA	Charter Brokerage Holdings, LLC	Ownership	100.000	Berkshire Hathaway Inc.	NO	
			05-0562792				CBL Trading, LLC	.DE	NIA	Charter Brokerage LLC	Ownership	100.000	Berkshire Hathaway Inc.	NO	
			26-4521178				Charter Brokerage Canada Corporation	.CAN	NIA	Charter Brokerage LLC	Ownership	100.000	Berkshire Hathaway Inc.	NO	
							DL Trading Holdings I, Inc.	.DE	NIA	Charter Brokerage LLC	Ownership	100.000	Berkshire Hathaway Inc.	NO	
			38-3847182				DL Trading, Ltd.	.TX	NIA	Charter Brokerage LLC	Ownership	99.900	Berkshire Hathaway Inc.	NO	
			84-1616108				Summit Marine Services, L.L.C.	.LA	NIA	Charter Brokerage LLC	Ownership	100.000	Berkshire Hathaway Inc.	NO	
			26-0794548				CTB Global Holding B.V.	.NLD	NIA	Chore-Time Brock Holding B.V.	Ownership	100.000	Berkshire Hathaway Inc.	NO	
							CTB Legacy Holding B.V.	.NLD	NIA	Chore-Time Brock Holding B.V.	Ownership	100.000	Berkshire Hathaway Inc.	NO	
							CTB M&L Holdings B.V.	.NLD	NIA	Chore-Time Brock Holding B.V.	Ownership	100.000	Berkshire Hathaway Inc.	NO	
							CTB Malaysia Sdn. Bhd.	.MYS	NIA	Chore-Time Brock Holding B.V.	Ownership	0.010	Berkshire Hathaway Inc.	NO	
							Meyn Holding B.V.	.NLD	NIA	Chore-Time Brock Holding B.V.	Ownership	100.000	Berkshire Hathaway Inc.	NO	
							Chore-Time Europe Sp. Z.o.o.	.POL	NIA	Chore-Time Europe B.V.	Ownership	100.000	Berkshire Hathaway Inc.	NO	
							Volito Group B.V.	.NLD	NIA	Chore-Time Europe B.V.	Ownership	100.000	Berkshire Hathaway Inc.	NO	
							ILS SRL	.MEX	NIA	CJE II	Ownership	0.030	Berkshire Hathaway Inc.	NO	
			98-0667713				Mouser Electronics S DE RL DE CV	.MEX	NIA	CJE II	Ownership	0.010	Berkshire Hathaway Inc.	NO	
							Sager Electronics Mexico s. De R.L.De C.V.	.MEX	NIA	CJE II	Ownership	0.030	Berkshire Hathaway Inc.	NO	
							TTI Electronics Distribution SRL	.ROU	NIA	CJE II	Ownership	0.008	Berkshire Hathaway Inc.	NO	
			98-0538881				TTI Italy SRL	.ITA	NIA	CJE II	Ownership	5.000	Berkshire Hathaway Inc.	NO	
			37-1847720				TTI JV 1, Inc	.DE	NIA	CJE II	Ownership	5.000	Berkshire Hathaway Inc.	NO	
			37-1877557				TTI JV 2, Inc	.DE	NIA	CJE II	Ownership	5.000	Berkshire Hathaway Inc.	NO	
			98-1220399				TTI Latin America s. de R.L. de C.V.	.MEX	NIA	CJE II	Ownership	1.000	Berkshire Hathaway Inc.	NO	
			51-0315938				CMH Capital, Inc.	.DE	NIA	Clayton Homes, Inc.	Ownership	100.000	Berkshire Hathaway Inc.	NO	
			62-1640988				CMH Services, Inc.	.TN	NIA	Clayton Homes, Inc.	Ownership	100.000	Berkshire Hathaway Inc.	NO	
			82-0922161				Cranbrook Developer LLC	.IN	NIA	Clayton Properties Group, Inc.	Ownership	50.000	Berkshire Hathaway Inc.	NO	
			82-3862601				FC Transport, LLC	.IN	NIA	Clayton Properties Group, Inc.	Ownership	100.000	Berkshire Hathaway Inc.	NO	
							Mungo Homes Coastal Division Properties, LLC	.SC	NIA	Clayton Properties Group, Inc.	Ownership	100.000	Berkshire Hathaway Inc.	NO	
			16-1643530				Mungo Homes Properties, LLC	.SC	NIA	Clayton Properties Group, Inc.	Ownership	100.000	Berkshire Hathaway Inc.	NO	
			58-2354166				Mungo Homes Realty, LLC	.GA	NIA	Clayton Properties Group, Inc.	Ownership	100.000	Berkshire Hathaway Inc.	NO	
			27-4949464				PCB Marg Development, LLC	.FL	NIA	Clayton Properties Group, Inc.	Ownership	50.000	Berkshire Hathaway Inc.	NO	
			86-2215836				Ridgeline Realty, LLC	.IN	NIA	Clayton Properties Group, Inc.	Ownership	100.000	Berkshire Hathaway Inc.	NO	
			26-4462402				Southern Site Contractors, LLC	.TN	NIA	Clayton Properties Group, Inc.	Ownership	100.000	Berkshire Hathaway Inc.	NO	
			85-0880188				Summerwood LLC	.IN	NIA	Clayton Properties Group, Inc.	Ownership	50.000	Berkshire Hathaway Inc.	NO	
			46-4597549				TP-CH JV, LLC	.GA	NIA	Clayton Properties Group, Inc.	Ownership	50.000	Berkshire Hathaway Inc.	NO	
			83-4560477				Wimbledon Properties, LLC	.TN	NIA	Clayton Properties Group, Inc.	Ownership	100.000	Berkshire Hathaway Inc.	NO	
			20-5753188				Clayton Education Corp.	.TN	NIA	CMH Capital, Inc.	Ownership	100.000	Berkshire Hathaway Inc.	NO	
			46-2314043				Clayton Properties Group, Inc.	.TN	NIA	CMH Capital, Inc.	Ownership	100.000	Berkshire Hathaway Inc.	NO	
			62-1362749												

53.35

ANNUAL STATEMENT FOR THE YEAR 2022 OF THE General Re Life Corporation

SCHEDULE Y
PART 1A - DETAIL OF INSURANCE HOLDING COMPANY SYSTEM

1	2	3	4	5	6	7	8	9	10	11	12	13	14	15	16
Group Code	Group Name	NAIC Company Code	ID Number	Federal RSSD	CIK	Name of Securities Exchange if Publicly Traded (U.S. or International)	Names of Parent, Subsidiaries Or Affiliates	Domiciliary Location	Relationship to Reporting Entity	Directly Controlled by (Name of Entity/Person)	Type of Control (Ownership, Board, Management, Attorney-in-Fact, Influence, Other)	If Control is Ownership Provide Percentage	Ultimate Controlling Entity(ies)/Person(s)	Is an SCA Filing Required? (Yes/No)	*
			62-1225153				CMH Homes, Inc.	..TN.....	..NIA.....	CMH Capital, Inc.	Ownership.....	100.000	Berkshire Hathaway Inc.NO.....	
			20-0754735				CMH Manufacturing West, Inc.	..NV.....	..NIA.....	CMH Capital, Inc.	Ownership.....	100.000	Berkshire Hathaway Inc.NO.....	
			56-1585294				CMH Manufacturing, Inc.	..TN.....	..NIA.....	CMH Capital, Inc.	Ownership.....	100.000	Berkshire Hathaway Inc.NO.....	
			62-1764688				HomeFirst Agency, Inc.	..DE.....	..NIA.....	CMH Capital, Inc.	Ownership.....	100.000	Berkshire Hathaway Inc.NO.....	
			87-1090989				Oakwood Sales, LLC	..AZ.....	..NIA.....	CMH Capital, Inc.	Ownership.....	100.000	Berkshire Hathaway Inc.NO.....	
			84-1554981				Town & Country Title Services LLC	..CO.....	..NIA.....	CMH Capital, Inc.	Ownership.....	100.000	Berkshire Hathaway Inc.NO.....	
			98-0124408				Vanderbilt Property and Casualty Insurance Co., LTD	..VG.....	..NIA.....	CMH Capital, Inc.	Ownership.....	100.000	Berkshire Hathaway Inc.NO.....	
			85-3845747				CMH Real Estate, LLC	..TN.....	..NIA.....	CMH Homes, Inc.	Ownership.....	100.000	Berkshire Hathaway Inc.NO.....	
			62-1782394				MH Site Construction, Inc.	..TN.....	..NIA.....	CMH Manufacturing, Inc.	Ownership.....	100.000	Berkshire Hathaway Inc.NO.....	
			63-1083246				Southern Energy Homes, Inc.	..DE.....	..NIA.....	CMH Manufacturing, Inc.	Ownership.....	100.000	Berkshire Hathaway Inc.NO.....	
			76-0478830				21st Mortgage Corporation	..DE.....	..NIA.....	CMH Services, Inc.	Ownership.....	100.000	Berkshire Hathaway Inc.NO.....	
			82-2139998				Clayton, Inc.	..NV.....	..NIA.....	CMH Services, Inc.	Ownership.....	100.000	Berkshire Hathaway Inc.NO.....	
			92-1228398				CMH Services Aviation, Inc.	..TN.....	..NIA.....	CMH Services, Inc.	Ownership.....	100.000	Berkshire Hathaway Inc.NO.....	
			20-2062528				Freedom Warehouse Corp.	..NV.....	..NIA.....	CMH Services, Inc.	Ownership.....	100.000	Berkshire Hathaway Inc.NO.....	
			84-1665334				Henley Holdings, LLC	..DE.....	..NIA.....	CMH Services, Inc.	Ownership.....	100.000	Berkshire Hathaway Inc.NO.....	
			62-1856637				Vanderbilt ABS Corp.	..DE.....	..NIA.....	CMH Services, Inc.	Ownership.....	100.000	Berkshire Hathaway Inc.NO.....	
			62-0997810				Vanderbilt Mortgage and Finance, Inc.	..TN.....	..NIA.....	CMH Services, Inc.	Ownership.....	100.000	Berkshire Hathaway Inc.NO.....	
			11-3660846				Acumed, LLC	..DE.....	..NIA.....	Colson Medical, LLC	Ownership.....	100.000	Berkshire Hathaway Inc.NO.....	
			37-1447593				Apex (China) Holding Company LLC	..DE.....	..NIA.....	Colson Medical, LLC	Ownership.....	100.000	Berkshire Hathaway Inc.NO.....	
			75-3086908				MicroAire Surgical Instruments LLC	..DE.....	..NIA.....	Colson Medical, LLC	Ownership.....	100.000	Berkshire Hathaway Inc.NO.....	
			22-3880649				OsteoMed LLC	..DE.....	..NIA.....	Colson Medical, LLC	Ownership.....	100.000	Berkshire Hathaway Inc.NO.....	
			94-3381524				American All Risk Insurance Services, Inc.	..CA.....	..NIA.....	Columbia Insurance Company	Ownership.....	100.000	Berkshire Hathaway Inc.NO.....	
			94-3381520				American Commercial Claims Administrators Inc.	..CA.....	..NIA.....	Columbia Insurance Company	Ownership.....	100.000	Berkshire Hathaway Inc.NO.....	
			27-0936471				Berkadia Commercial Mortgage Holding LLC	..DE.....	..NIA.....	Columbia Insurance Company	Ownership.....	50.000	Berkshire Hathaway Inc.NO.....	
			27-0936307				Berkadia Commercial Mortgage Partners LLC	..DE.....	..NIA.....	Columbia Insurance Company	Ownership.....	50.000	Berkshire Hathaway Inc.NO.....	
0031	Berkshire Hathaway Group	13070	26-1599479				Berkshire Hathaway Assurance Corporation	..NY.....	..IA.....	Columbia Insurance Company	Ownership.....	51.000	Berkshire Hathaway Inc.NO.....	
0031	Berkshire Hathaway Group	10391	51-0400307				Berkshire Hathaway Direct Insurance Company	..NE.....	..IA.....	Columbia Insurance Company	Ownership.....	100.000	Berkshire Hathaway Inc.NO.....	
			47-0829238				BH Finance LLC	..NE.....	..NIA.....	Columbia Insurance Company	Ownership.....	100.000	Berkshire Hathaway Inc.NO.....	
			47-0793577				BHG Structured Settlements, Inc.	..MO.....	..NIA.....	Columbia Insurance Company	Ownership.....	100.000	Berkshire Hathaway Inc.NO.....	
			35-2552067				biBERK Insurance Services, Inc.	..NE.....	..NIA.....	Columbia Insurance Company	Ownership.....	100.000	Berkshire Hathaway Inc.NO.....	
			37-1838540				BIFCO, LLC	..NE.....	..NIA.....	Columbia Insurance Company	Ownership.....	100.000	Berkshire Hathaway Inc.NO.....	
			52-2060649				British Insurance Company of Cayman	..CYM.....	..NIA.....	Columbia Insurance Company	Ownership.....	100.000	Berkshire Hathaway Inc.NO.....	
			37-1872552				Farnam Management Services, LLC	..NE.....	..NIA.....	Columbia Insurance Company	Ownership.....	100.000	Berkshire Hathaway Inc.NO.....	
			06-1293360				Hawthorn Life International, Ltd.	..CT.....	..NIA.....	Columbia Insurance Company	Ownership.....	100.000	Berkshire Hathaway Inc.NO.....	
			35-1620927				MedPro Group Inc	..IN.....	..NIA.....	Columbia Insurance Company	Ownership.....	100.000	Berkshire Hathaway Inc.NO.....	
			46-1645945				Nederlandse Reassurantie Groep N.V.	..NLD.....	..NIA.....	Columbia Insurance Company	Ownership.....	100.000	Berkshire Hathaway Inc.NO.....	
			83-0378933				NetJets IP, LLC	..NE.....	..NIA.....	Columbia Insurance Company	Ownership.....	100.000	Berkshire Hathaway Inc.NO.....	
			47-0775338				Resolute Management Inc.	..NE.....	..NIA.....	Columbia Insurance Company	Ownership.....	100.000	Berkshire Hathaway Inc.NO.....	
			47-2406392				Ringwalt & Liesche Co.	..NE.....	..NIA.....	Columbia Insurance Company	Ownership.....	100.000	Berkshire Hathaway Inc.NO.....	
							The Duracell Company	..DE.....	..NIA.....	Columbia Insurance Company	Ownership.....	38.650	Berkshire Hathaway Inc.NO.....	
							Cosy Electronics GmbH	..DEU.....	..NIA.....	Compona AG	Ownership.....	100.000	Berkshire Hathaway Inc.NO.....	
							Distribuidora Fruit of the Loom S.A. de C.V.	..MEX.....	..NIA.....	Controladora Fruit of the Loom S.A. de C.V.	Ownership.....	99.999	Berkshire Hathaway Inc.NO.....	
							Fruit of the Loom de Mexico, S.A. de C.V.	..MEX.....	..NIA.....	Controladora Fruit of the Loom S.A. de C.V.	Ownership.....	99.999	Berkshire Hathaway Inc.NO.....	
							Marmon Foodservice Manufacturing s.r.o.	..CZE.....	..NIA.....	Cornelius Deutschland GmbH	Ownership.....	100.000	Berkshire Hathaway Inc.NO.....	
			98-0403045				Cornelius (Tianjin) Co. Ltd.	..CHN.....	..NIA.....	Cornelius Tianjin Holdings LLC	Ownership.....	100.000	Berkshire Hathaway Inc.NO.....	

ANNUAL STATEMENT FOR THE YEAR 2022 OF THE General Re Life Corporation

SCHEDULE Y
PART 1A - DETAIL OF INSURANCE HOLDING COMPANY SYSTEM

1	2	3	4	5	6	7	8	9	10	11	12	13	14	15	16
Group Code	Group Name	NAIC Company Code	ID Number	Federal RSSD	CIK	Name of Securities Exchange if Publicly Traded (U.S. or International)	Names of Parent, Subsidiaries Or Affiliates	Domiciliary Location	Relationship to Reporting Entity	Directly Controlled by (Name of Entity/Person)	Type of Control (Ownership, Board, Management, Attorney-in-Fact, Influence, Other)	If Control is Ownership Provide Percentage	Ultimate Controlling Entity(ies)/Person(s)	Is an SCA Filing Required? (Yes/No)	*
							Admicornelius S.A. de CV	.MEX	NIA	Marmon Foodservice Technologies, Inc.	Ownership	99.800	Berkshire Hathaway Inc.	NO	
			98-0161129				Cornelius Beverage Technologies Belgium NV	.BEL	NIA	Marmon Foodservice Technologies, Inc.	Ownership	0.250	Berkshire Hathaway Inc.	NO	
							Cornelius Deutschland GmbH	.DEU	NIA	Marmon Foodservice Technologies, Inc.	Ownership	5.000	Berkshire Hathaway Inc.	NO	
							Cornelius Latino Americana SA de CV	.MEX	NIA	Marmon Foodservice Technologies, Inc.	Ownership	99.999	Berkshire Hathaway Inc.	NO	
							Cornelius RUS LLC	.RUS	NIA	Marmon Foodservice Technologies, Inc.	Ownership	100.000	Berkshire Hathaway Inc.	NO	
							Marmon Beverage Technologies Espana, S.A.	.ESP	NIA	Marmon Foodservice Technologies, Inc.	Ownership	100.000	Berkshire Hathaway Inc.	NO	
							Marmon Foodservice Technologies, Europe GmbH	.DEU	NIA	Marmon Foodservice Technologies, Inc.	Ownership	100.000	Berkshire Hathaway Inc.	NO	
			41-1998438				Marmon Link Inc.	.DE	NIA	Marmon Foodservice Technologies, Inc.	Ownership	100.000	Berkshire Hathaway Inc.	NO	
			41-1962963				Marmon Renew, Inc.	.DE	NIA	Marmon Foodservice Technologies, Inc.	Ownership	100.000	Berkshire Hathaway Inc.	NO	
			06-1567138				Trade Fixtures, LLC	.DE	NIA	Marmon Foodservice Technologies, Inc.	Ownership	100.000	Berkshire Hathaway Inc.	NO	
							CORT BUSINESS SERVICES UK, LTD	.GBR	NIA	CORT Business Services Corporation	Ownership	100.000	Berkshire Hathaway Inc.	NO	
			26-1627289				Express Furniture Services, LLC	.CA	NIA	CORT Business Services Corporation	Ownership	63.000	Berkshire Hathaway Inc.	NO	
			37-1784940				Corvus CSG1, LLC	.MN	NIA	Corvus Community Solar, LLC	Ownership	100.000	Berkshire Hathaway Inc.	NO	
			35-2534495				Corvus CSG2, LLC	.MN	NIA	Corvus Community Solar, LLC	Ownership	100.000	Berkshire Hathaway Inc.	NO	
			36-4811265				Corvus CSG3, LLC	.MN	NIA	Corvus Community Solar, LLC	Ownership	100.000	Berkshire Hathaway Inc.	NO	
			35-2534742				Corvus CSG4, LLC	.MN	NIA	Corvus Community Solar, LLC	Ownership	100.000	Berkshire Hathaway Inc.	NO	
			32-0467964				Corvus CSG5, LLC	.MN	NIA	Corvus Community Solar, LLC	Ownership	100.000	Berkshire Hathaway Inc.	NO	
			35-2544152				Crater CSG1, LLC	.MN	NIA	Crater Community Solar Gardens, LLC	Ownership	100.000	Berkshire Hathaway Inc.	NO	
			38-3982164				Crater CSG2, LLC	.MN	NIA	Crater Community Solar Gardens, LLC	Ownership	100.000	Berkshire Hathaway Inc.	NO	
			36-4818226				Crater CSG3, LLC	.MN	NIA	Crater Community Solar Gardens, LLC	Ownership	100.000	Berkshire Hathaway Inc.	NO	
			84-2860690				Colson Medical, LLC	.DE	NIA	Crown Holdco One, Inc.	Ownership	50.000	Berkshire Hathaway Inc.	NO	
			84-2860690				Colson Medical, LLC	.DE	NIA	Crown Holdco Two, Inc.	Ownership	10.000	Berkshire Hathaway Inc.	NO	
			84-2424712				Crown Holdco One, Inc.	.DE	NIA	Crown Parent, Inc.	Ownership	100.000	Berkshire Hathaway Inc.	NO	
							Chore-Time Brock Ltda.	.BRA	NIA	CTB Credit Corp.	Ownership	1.000	Berkshire Hathaway Inc.	NO	
							Cabinplant A/S	.DNK	NIA	CTB Denmark Holding ApS	Ownership	96.000	Berkshire Hathaway Inc.	NO	
			35-1970753				CTB, Inc. ("CTB")	.IN	NIA	CTB International Corp. ("CTBI")	Ownership	100.000	Berkshire Hathaway Inc.	NO	
			38-2265237				Ironwood Plastics	.MI	NIA	CTB IW	Ownership	100.000	Berkshire Hathaway Inc.	NO	
							C.T.B Israel Holdings Ltd.	.ISR	NIA	CTB Legacy Holding B.V.	Ownership	100.000	Berkshire Hathaway Inc.	NO	
							Chore-Time Europe B.V.	.NLD	NIA	CTB Legacy Holding B.V.	Ownership	100.000	Berkshire Hathaway Inc.	NO	
							CTB Denmark Holding ApS	.DNK	NIA	CTB Legacy Holding B.V.	Ownership	100.000	Berkshire Hathaway Inc.	NO	
							CTB Verwaltung GmbH	.DEU	NIA	CTB Legacy Holding B.V.	Ownership	94.900	Berkshire Hathaway Inc.	NO	
							Fancom Holding B.V.	.NLD	NIA	CTB Legacy Holding B.V.	Ownership	100.000	Berkshire Hathaway Inc.	NO	
							Holland Heater De Lier B.V.	.NLD	NIA	CTB Legacy Holding B.V.	Ownership	100.000	Berkshire Hathaway Inc.	NO	
							Holland Heater Export B.V.	.NLD	NIA	CTB Legacy Holding B.V.	Ownership	100.000	Berkshire Hathaway Inc.	NO	
							Roxell BV	.BEL	NIA	CTB Legacy Holding B.V.	Ownership	99.960	Berkshire Hathaway Inc.	NO	
							Serupa Holding	.FRA	NIA	CTB Legacy Holding B.V.	Ownership	100.000	Berkshire Hathaway Inc.	NO	
							Uniqfill International B.V.	.NLD	NIA	CTB Legacy Holding B.V.	Ownership	100.000	Berkshire Hathaway Inc.	NO	
							CAT SQUARED, S. de R.L. de C.V.	.MEX	NIA	CTB Technology Holding Inc	Ownership	0.030	Berkshire Hathaway Inc.	NO	
			62-1666835				M-Tech International, Inc	.DE	NIA	CTB Technology Holding Inc	Ownership	75.000	Berkshire Hathaway Inc.	NO	
							Laake GmbH	.DEU	NIA	CTB Verwaltung GmbH	Ownership	100.000	Berkshire Hathaway Inc.	NO	
							PigTek Europe GmbH	.DEU	NIA	CTB Verwaltung GmbH	Ownership	100.000	Berkshire Hathaway Inc.	NO	
							Chore-Time Brock Holding B.V.	.NLD	NIA	CTB, Inc. ("CTB")	Ownership	100.000	Berkshire Hathaway Inc.	NO	
							Chore-Time Brock Ltda.	.BRA	NIA	CTB, Inc. ("CTB")	Ownership	99.000	Berkshire Hathaway Inc.	NO	
			35-1551808				CTB Credit Corp.	.IN	NIA	CTB, Inc. ("CTB")	Ownership	100.000	Berkshire Hathaway Inc.	NO	
			27-4293711				CTB IW	.IN	NIA	CTB, Inc. ("CTB")	Ownership	100.000	Berkshire Hathaway Inc.	NO	
			46-1424704				CTB Midwest Inc.	.IN	NIA	CTB, Inc. ("CTB")	Ownership	100.000	Berkshire Hathaway Inc.	NO	
			11-3654338				CTB MN Invest Co., Inc.	.IN	NIA	CTB, Inc. ("CTB")	Ownership	100.000	Berkshire Hathaway Inc.	NO	
			83-1707128				CTB Technology Holding Inc	.IN	NIA	CTB, Inc. ("CTB")	Ownership	100.000	Berkshire Hathaway Inc.	NO	

ANNUAL STATEMENT FOR THE YEAR 2022 OF THE General Re Life Corporation

SCHEDULE Y
PART 1A - DETAIL OF INSURANCE HOLDING COMPANY SYSTEM

1	2	3	4	5	6	7	8	9	10	11	12	13	14	15	16
Group Code	Group Name	NAIC Company Code	ID Number	Federal RSSD	CIK	Name of Securities Exchange if Publicly Traded (U.S. or International)	Names of Parent, Subsidiaries Or Affiliates	Domiciliary Location	Relationship to Reporting Entity	Directly Controlled by (Name of Entity/Person)	Type of Control (Ownership, Board, Management, Attorney-in-Fact, Influence, Other)	If Control is Ownership Provide Percentage	Ultimate Controlling Entity(ies)/Person(s)	Is an SCA Filing Required? (Yes/No)	*
			58-2445214				CTB Verwaltung GmbH	.DEU	NIA	CTB, Inc. ("CTB")	Ownership	5.100	Berkshire Hathaway Inc.	NO	
							Meyn, LLC	.GA	NIA	CTB, Inc. ("CTB")	Ownership	100.000	Berkshire Hathaway Inc.	NO	
			35-2049394				PIGTEK VIETNAM COMPANY LIMITED	.VNM	NIA	CTB, Inc. ("CTB")	Ownership	100.000	Berkshire Hathaway Inc.	NO	
							Roxell USA, Inc	.IN	NIA	CTB, Inc. ("CTB")	Ownership	100.000	Berkshire Hathaway Inc.	NO	
							Merendon Power Plant S.A.	.HND	NIA	Cumberland Asset Management, Inc.	Ownership	1.000	Berkshire Hathaway Inc.	NO	
							Ruservicios	.HND	NIA	Cumberland Asset Management, Inc.	Ownership	16.000	Berkshire Hathaway Inc.	NO	
			61-0705435				Spalding Sporting Goods Limited	.IRL	NIA	Cumberland Asset Management, Inc.	Ownership	100.000	Berkshire Hathaway Inc.	NO	
			47-2406392				Cutting Tools, LLC	.KY	NIA	Cutting Tools Holdings, LLC	Ownership	100.000	Berkshire Hathaway Inc.	NO	
			95-3310905				The Duracell Company	.DE	NIA	Cypress Insurance Company	Ownership	2.970	Berkshire Hathaway Inc.	NO	
			76-0035935				Daniels-Head Insurance Agency Inc. CA	.CA	NIA	Daniels-Head Insurance Agency Inc. TX	Ownership	100.000	Berkshire Hathaway Inc.	NO	
			74-2863386				Daniels-Head General Agency Inc.	.GA	NIA	Daniels-Head Management Corporation	Ownership	100.000	Berkshire Hathaway Inc.	NO	
			36-4357172				Daniels-Head Insurance Agency Inc. TX	.TX	NIA	Daniels-Head Management Corporation	Ownership	100.000	Berkshire Hathaway Inc.	NO	
			47-5222259				Streater LLC	.DE	NIA	DCI Marketing, Inc.	Ownership	100.000	Berkshire Hathaway Inc.	NO	
			47-5234717				Delphinus CSG1, LLC	.MN	NIA	Delphinus Community Solar Gardens, LLC	Ownership	100.000	Berkshire Hathaway Inc.	NO	
							Delphinus CSG2, LLC	.MN	NIA	Delphinus Community Solar Gardens, LLC	Ownership	100.000	Berkshire Hathaway Inc.	NO	
							Detlev Louis AG	.CHE	NIA	Detlev Louis Motorrad-Vertriebsgesellschaft GmbH	Ownership	100.000	Berkshire Hathaway Inc.	NO	
							Detlev Louis B.V.	.NLD	NIA	Detlev Louis Motorrad-Vertriebsgesellschaft GmbH	Ownership	100.000	Berkshire Hathaway Inc.	NO	
							Detlev Louis Motorrad-Vertriebs GmbH	.AUT	NIA	Detlev Louis Motorrad-Vertriebsgesellschaft GmbH	Ownership	100.000	Berkshire Hathaway Inc.	NO	
			84-1616108				DL Trading, Ltd.	.TX	NIA	DL Trading Holdings I, Inc.	Ownership	0.100	Berkshire Hathaway Inc.	NO	
							China Guangzhou Branch	.CHN	NIA	Duracell (China) Limited	Ownership	100.000	Berkshire Hathaway Inc.	NO	
							DDI Batteries Mexico S.de R.L. de C.V.	.MEX	NIA	Duracell Distributing LLC	Ownership	0.010	Berkshire Hathaway Inc.	NO	
							DDI Batteries Mexico Services S. de R.L. de C.V.	.MEX	NIA	Duracell Distributing LLC	Ownership	0.030	Berkshire Hathaway Inc.	NO	
							Duracell Batteries BVBA	.BEL	NIA	Duracell Distributing LLC	Ownership	0.010	Berkshire Hathaway Inc.	NO	
							Duracell Comercial e Importadora do Brazil Ltda.	.BRA	NIA	Duracell Distributing LLC	Ownership	0.040	Berkshire Hathaway Inc.	NO	
			47-2867589				Duracell Pilas Limitada	.CHL	NIA	Duracell Distributing LLC	Ownership	0.076	Berkshire Hathaway Inc.	NO	
							Duracell Russia ooo	.RUS	NIA	Duracell Distributing LLC	Ownership	1.000	Berkshire Hathaway Inc.	NO	
							DURACELL SATIS VE DAGITIM LIMITED SIRKETI	.TUR	NIA	Duracell Distributing LLC	Ownership	0.250	Berkshire Hathaway Inc.	NO	
							Duracell (China) Limited	.CHN	NIA	Duracell Dutch Holding B.V.	Ownership	100.000	Berkshire Hathaway Inc.	NO	
							Duracell Solutions BVBA	.BEL	NIA	Duracell Dutch Holding B.V.	Ownership	99.990	Berkshire Hathaway Inc.	NO	
							Duracell (Jiangxi) Technologies Co., Ltd.	.CHN	NIA	Duracell Industrial Operations, Inc.	Ownership	100.000	Berkshire Hathaway Inc.	NO	
							DDI Batteries Mexico S.de R.L. de C.V.	.MEX	NIA	Duracell International Operations Sarl	Ownership	98.410	Berkshire Hathaway Inc.	NO	
							DDI Batteries Mexico Services S. de R.L. de C.V.	.MEX	NIA	Duracell International Operations Sarl	Ownership	99.970	Berkshire Hathaway Inc.	NO	
							Duracell Singapore Pte. Ltd.	.SGP	NIA	Duracell International Operations Sarl	Ownership	100.000	Berkshire Hathaway Inc.	NO	
							Duracell Pilas S.R.L.	.ARG	NIA	Duracell Pilas Limitada	Ownership	50.000	Berkshire Hathaway Inc.	NO	
							Duracell Ukraine	.UKR	NIA	Duracell Poland Sp. z.o.o	Ownership	100.000	Berkshire Hathaway Inc.	NO	
							Duracell Enterprise Development (Shanghai) Co. Ltd.	.CHN	NIA	Duracell Singapore Pte. Ltd.	Ownership	100.000	Berkshire Hathaway Inc.	NO	
							DDI Batteries Mexico S.de R.L. de C.V.	.MEX	NIA	Duracell U.S. Holding LLC	Ownership	1.580	Berkshire Hathaway Inc.	NO	
							Duracell Australia Pty. Ltd.	.AUS	NIA	Duracell U.S. Holding LLC	Ownership	100.000	Berkshire Hathaway Inc.	NO	
							Duracell Austria GmbH.	.AUT	NIA	Duracell U.S. Holding LLC	Ownership	100.000	Berkshire Hathaway Inc.	NO	
							Duracell Batteries BVBA	.BEL	NIA	Duracell U.S. Holding LLC	Ownership	92.800	Berkshire Hathaway Inc.	NO	
							Duracell Belgium Distribution BVBA	.BEL	NIA	Duracell U.S. Holding LLC	Ownership	99.990	Berkshire Hathaway Inc.	NO	
			85-5085769				Duracell Dutch Holding B.V.	.NLD	NIA	Duracell U.S. Holding LLC	Ownership	100.000	Berkshire Hathaway Inc.	NO	
							Duracell France SAS	.FRA	NIA	Duracell U.S. Holding LLC	Ownership	100.000	Berkshire Hathaway Inc.	NO	

ANNUAL STATEMENT FOR THE YEAR 2022 OF THE General Re Life Corporation

SCHEDULE Y

PART 1A - DETAIL OF INSURANCE HOLDING COMPANY SYSTEM

1	2	3	4	5	6	7	8	9	10	11	12	13	14	15	16
Group Code	Group Name	NAIC Company Code	ID Number	Federal RSSD	CIK	Name of Securities Exchange if Publicly Traded (U.S. or International)	Names of Parent, Subsidiaries Or Affiliates	Domiciliary Location	Relationship to Reporting Entity	Directly Controlled by (Name of Entity/Person)	Type of Control (Ownership, Board, Management, Attorney-in-Fact, Influence, Other)	If Control is Ownership Provide Percentage	Ultimate Controlling Entity(ies)/Person(s)	Is an SCA Filing Required? (Yes/No)	*
							Duracell Germany GmbH	.DEU	NIA	Duracell U.S. Holding LLC	Ownership	100.000	Berkshire Hathaway Inc.	NO	
							Duracell Hong Kong Limited	.CHN	NIA	Duracell U.S. Holding LLC	Ownership	100.000	Berkshire Hathaway Inc.	NO	
							Duracell India Operations Private Limited	.IND	NIA	Duracell U.S. Holding LLC	Ownership	1.000	Berkshire Hathaway Inc.	NO	
							Duracell International Operations Sarl	.CHE	NIA	Duracell U.S. Holding LLC	Ownership	100.000	Berkshire Hathaway Inc.	NO	
							Duracell Italy S.r.l.	.ITA	NIA	Duracell U.S. Holding LLC	Ownership	100.000	Berkshire Hathaway Inc.	NO	
							Duracell Japan Godo Kaisha	.JPN	NIA	Duracell U.S. Holding LLC	Ownership	100.000	Berkshire Hathaway Inc.	NO	
							Duracell Korea Ltd.	.KOR	NIA	Duracell U.S. Holding LLC	Ownership	100.000	Berkshire Hathaway Inc.	NO	
							Duracell Middle East DMCC	.ARE	NIA	Duracell U.S. Holding LLC	Ownership	100.000	Berkshire Hathaway Inc.	NO	
			85-5087468				Duracell Netherlands B.V.	.NLD	NIA	Duracell U.S. Holding LLC	Ownership	100.000	Berkshire Hathaway Inc.	NO	
			47-2867589				Duracell Pilas 000	.CHL	NIA	Duracell U.S. Holding LLC	Ownership	99.240	Berkshire Hathaway Inc.	NO	
							Duracell Pilas S.R.L.	.ARG	NIA	Duracell U.S. Holding LLC	Ownership	50.000	Berkshire Hathaway Inc.	NO	
							Duracell Poland Sp. z o.o	.POL	NIA	Duracell U.S. Holding LLC	Ownership	100.000	Berkshire Hathaway Inc.	NO	
							Duracell Russia 000	.RUS	NIA	Duracell U.S. Holding LLC	Ownership	99.000	Berkshire Hathaway Inc.	NO	
							DURACELL SATIS VE DAGITIM LIMITED SIRKETI	.TUR	NIA	Duracell U.S. Holding LLC	Ownership	99.750	Berkshire Hathaway Inc.	NO	
							Duracell Services, S.L.	.ESP	NIA	Duracell U.S. Holding LLC	Ownership	100.000	Berkshire Hathaway Inc.	NO	
							Duracell Solutions BVBA	.BEL	NIA	Duracell U.S. Holding LLC	Ownership	0.010	Berkshire Hathaway Inc.	NO	
							Duracell South Africa Proprietary Limited	.ZAF	NIA	Duracell U.S. Holding LLC	Ownership	100.000	Berkshire Hathaway Inc.	NO	
							Duracell Spain S.L.	.ESP	NIA	Duracell U.S. Holding LLC	Ownership	100.000	Berkshire Hathaway Inc.	NO	
							Duracell UK Limited	.GBR	NIA	Duracell U.S. Holding LLC	Ownership	100.000	Berkshire Hathaway Inc.	NO	
			47-2867589				Duracell Distributing LLC	.DE	NIA	Duracell U.S. Operations, Inc.	Ownership	100.000	Berkshire Hathaway Inc.	NO	
			47-3713176				Duracell Manufacturing LLC	.DE	NIA	Duracell U.S. Operations, Inc.	Ownership	100.000	Berkshire Hathaway Inc.	NO	
			57-0655473				Carolina Gas Transmission, LLC	.SC	NIA	Eastern Energy Gas Holdings, LLC	Ownership	100.000	Berkshire Hathaway Inc.	NO	
			55-0629203				Eastern Gas Transmission and Storage, Inc.	.DE	NIA	Eastern Energy Gas Holdings, LLC	Ownership	100.000	Berkshire Hathaway Inc.	NO	
			47-3459919				Eastern MLP Holding Company II, LLC	.VA	NIA	Eastern Energy Gas Holdings, LLC	Ownership	100.000	Berkshire Hathaway Inc.	NO	
			55-0704971				Iroquois, Inc.	.DE	NIA	Eastern Energy Gas Holdings, LLC	Ownership	100.000	Berkshire Hathaway Inc.	NO	
							Eastern Gas Transmission and Storage, Inc.								
			30-0108564				Tioga Properties, LLC	.DE	NIA		Ownership	100.000	Berkshire Hathaway Inc.	NO	
			46-5176788				Cove Point GP Holding Company, LLC	.DE	NIA	Eastern MLP Holding Company II, LLC	Ownership	100.000	Berkshire Hathaway Inc.	NO	
			51-0363076				Cove Point LNG, LP	.DE	NIA	Eastern MLP Holding Company II, LLC	Ownership	25.000	Berkshire Hathaway Inc.	NO	
							Ebby Halliday Alliance, LLC	.TX	NIA	Ebby Halliday Real Estate, Inc.	Ownership	100.000	Berkshire Hathaway Inc.	NO	
							Industrias Ecodyne S.A. de C.V.	.MEX	NIA	Ecodyne Corporation	Ownership	49.000	Berkshire Hathaway Inc.	NO	
							Ecodyne UET Schweiz AG	.CHE	NIA	Ecodyne MFM LLC	Ownership	100.000	Berkshire Hathaway Inc.	NO	
							Ecodyneuet DE Mexico S DE RL DE CV	.MEX	NIA	Ecodyne MFM LLC	Ownership	98.000	Berkshire Hathaway Inc.	NO	
							Ecodyneuet DE Mexico S DE RL DE CV	.MEX	NIA	Ecodyne UET Schweiz AG	Ownership	2.000	Berkshire Hathaway Inc.	NO	
							EcoWater Systems Germany GmbH	.DEU	NIA	Ecwater Systems Europe, N.V.	Ownership	100.000	Berkshire Hathaway Inc.	NO	
							Ecwater Systems Italia S.r.l	.ITA	NIA	Ecwater Systems Europe, N.V.	Ownership	100.000	Berkshire Hathaway Inc.	NO	
							Marmon Retail Technologies Middle East DMCC	.ARE	NIA	Ecwater Systems Europe, N.V.	Ownership	100.000	Berkshire Hathaway Inc.	NO	
							Catequip S.A.S	.FRA	NIA	Ecwater Systems France SAS	Ownership	28.140	Berkshire Hathaway Inc.	NO	
							Ecwater Systems Poland Sp. Z.o.o.	.POL	NIA	Ecwater Systems France SAS	Ownership	30.000	Berkshire Hathaway Inc.	NO	
							Ecwater Canada Ltd.	.CAN	NIA	Ecwater Systems LLC	Ownership	100.000	Berkshire Hathaway Inc.	NO	
							Ecwater Systems Europe, N.V.	.BEL	NIA	Ecwater Systems LLC	Ownership	99.999	Berkshire Hathaway Inc.	NO	
			41-2011900				Edina Realty Referral Network, Inc.	.MN	NIA	Edina Financial Services, Inc.	Ownership	100.000	Berkshire Hathaway Inc.	NO	
			41-1556741				Edina Realty Title, Inc.	.MN	NIA	Edina Financial Services, Inc.	Ownership	100.000	Berkshire Hathaway Inc.	NO	
			41-0809124				Edina Realty, Inc.	.MN	NIA	Edina Financial Services, Inc.	Ownership	100.000	Berkshire Hathaway Inc.	NO	
			82-5258459				Hegg Limited Referral Company, LLC	.SD	NIA	Edina Realty, Inc.	Ownership	100.000	Berkshire Hathaway Inc.	NO	
			46-0336474				HEGG, Realtors Inc.	.SD	NIA	Edina Realty, Inc.	Ownership	100.000	Berkshire Hathaway Inc.	NO	
							McLane Austell, LLC	.GA	NIA	Empire Distributors, Inc.	Ownership	100.000	Berkshire Hathaway Inc.	NO	
							Enersul L.P.	.CAN	NIA	Enersul Group Inc.	Ownership	99.900	Berkshire Hathaway Inc.	NO	
							Enersul L.P.	.CAN	NIA	Enersul, Inc.	Ownership	0.100	Berkshire Hathaway Inc.	NO	

ANNUAL STATEMENT FOR THE YEAR 2022 OF THE General Re Life Corporation

SCHEDULE Y

PART 1A - DETAIL OF INSURANCE HOLDING COMPANY SYSTEM

1	2	3	4	5	6	7	8	9	10	11	12	13	14	15	16
Group Code	Group Name	NAIC Company Code	ID Number	Federal RSSD	CIK	Name of Securities Exchange if Publicly Traded (U.S. or International)	Names of Parent, Subsidiaries Or Affiliates	Domiciliary Location	Relationship to Reporting Entity	Directly Controlled by (Name of Entity/Person)	Type of Control (Ownership, Board, Management, Attorney-in-Fact, Influence, Other)	If Control is Ownership Provide Percentage	Ultimate Controlling Entity(ies)/Person(s)	Is an SCA Filing Required? (Yes/No)	*
			59-2380937				E-W Referral Services, Inc.	FL	NIA	Esslinger-Wooten-Maxwell, Inc.	Ownership	100.000	Berkshire Hathaway Inc.	NO	
			98-1177214				EJME (Portugal) Aircraft Management Limitada	PRT	NIA	Executive Jet Management (Europe) Limited	Ownership	49.000	Berkshire Hathaway Inc.	NO	
			82-0632838				NetJets Air Transport UK Ltd	GBR	NIA	Executive Jet Management (Europe) Limited	Ownership	49.000	Berkshire Hathaway Inc.	NO	
							BGM Electronic Services, LLC	MI	NIA	Exponential Technology Group, Inc	Ownership	100.000	Berkshire Hathaway Inc.	NO	
							Braemac Group Pty Limited	AUS	NIA	Exponential Technology Group, Inc	Ownership	100.000	Berkshire Hathaway Inc.	NO	
							Changnam I.N.T. LTD	KOR	NIA	Exponential Technology Group, Inc	Ownership	100.000	Berkshire Hathaway Inc.	NO	
							RFMW Asia Pte. Ltd	SGP	NIA	Exponential Technology Group, Inc	Ownership	100.000	Berkshire Hathaway Inc.	NO	
			98-1006720				RFMW Europe Limited	GBR	NIA	Exponential Technology Group, Inc	Ownership	100.000	Berkshire Hathaway Inc.	NO	
			27-0917752				RFMW Israel Limited	ISR	NIA	Exponential Technology Group, Inc	Ownership	100.000	Berkshire Hathaway Inc.	NO	
							RFMW Korea Co. Ltd	KOR	NIA	Exponential Technology Group, Inc	Ownership	100.000	Berkshire Hathaway Inc.	NO	
							RFMW UK	GBR	NIA	Exponential Technology Group, Inc	Ownership	100.000	Berkshire Hathaway Inc.	NO	
			37-1930324				RFMW, LLC	DE	NIA	Exponential Technology Group, Inc	Ownership	100.000	Berkshire Hathaway Inc.	NO	
			61-1850733				Symmetry Electronics LLC	DE	NIA	Exponential Technology Group, Inc	Ownership	100.000	Berkshire Hathaway Inc.	NO	
			98-0415493				EXSIF China	CHN	NIA	EXSIF Worldwide, Inc.	Ownership	100.000	Berkshire Hathaway Inc.	NO	
			61-1809091				EXSIF International LLC	DE	NIA	EXSIF Worldwide, Inc.	Ownership	100.000	Berkshire Hathaway Inc.	NO	
							EXSIF OCS Limited	GBR	NIA	EXSIF Worldwide, Inc.	Ownership	100.000	Berkshire Hathaway Inc.	NO	
							EXSIF Worldwide GmbH	DEU	NIA	EXSIF Worldwide, Inc.	Ownership	100.000	Berkshire Hathaway Inc.	NO	
			23-3004324				Fox & Roach LP	DE	NIA	F&R/T LLC	Ownership	0.100	Berkshire Hathaway Inc.	NO	
							TRC Escritório de Representação no Brasil Ltda	BRA	NIA	Fair American Insurance and Reinsurance Company	Ownership	0.040	Berkshire Hathaway Inc.	NO	
							Fancom EURL	FRA	NIA	Fancom B.V.	Ownership	100.000	Berkshire Hathaway Inc.	NO	
							Masterfan Ventilatie B.V.	NLD	NIA	Fancom B.V.	Ownership	100.000	Berkshire Hathaway Inc.	NO	
							Roxell BV	BEL	NIA	Fancom B.V.	Ownership	0.040	Berkshire Hathaway Inc.	NO	
							Fancom B.V.	NLD	NIA	Fancom Holding B.V.	Ownership	100.000	Berkshire Hathaway Inc.	NO	
			98-0166320				Faraday Capital Limited	GBR	NIA	Faraday Holdings Limited	Ownership	100.000	Berkshire Hathaway Inc.	NO	
							Faraday MGA Limited	GBR	NIA	Faraday Holdings Limited	Ownership	100.000	Berkshire Hathaway Inc.	NO	
			06-1026471				Faraday Underwriting Limited	GBR	NIA	Faraday Holdings Limited	Ownership	100.000	Berkshire Hathaway Inc.	NO	
							GRF Services Limited	GBR	NIA	Faraday Holdings Limited	Ownership	100.000	Berkshire Hathaway Inc.	NO	
			37-1479310				FTI Manufacturing, Inc.	WA	NIA	Fatigue Technology, Inc.	Ownership	100.000	Berkshire Hathaway Inc.	NO	
							Filtrex Technologies Private Limited	IND	NIA	Filtrex International Pte. Ltd.	Ownership	15.000	Berkshire Hathaway Inc.	NO	
							Aquamatic H2O Solutions Private Limited	IND	NIA	Filtrex Technologies Private Limited	Ownership	99.990	Berkshire Hathaway Inc.	NO	
							Zephyr Rail Equipment Private Ltd.	IND	NIA	Filtrex Technologies Private Limited	Ownership	49.000	Berkshire Hathaway Inc.	NO	
0031	Berkshire Hathaway Group	39136	06-1325038				Finial Reinsurance Company	CT	IA	Finial Holdings, Inc.	Ownership	100.000	Berkshire Hathaway Inc.	NO	
			46-1948774				First Weber Illinois, LLC	WI	NIA	First Weber, Inc.	Ownership	100.000	Berkshire Hathaway Inc.	NO	
			39-1406731				First Weber Referral Associates, Inc.	WI	NIA	First Weber, Inc.	Ownership	100.000	Berkshire Hathaway Inc.	NO	
			46-1396389				Fiat Top Wind I, LLC	DE	NIA	Fiat Top Holdings, LLC	Ownership	100.000	Berkshire Hathaway Inc.	NO	
							FlightSafety International Treinamento Em Aviacao Ltda.	BRA	NIA	FlightSafety Capital Corporation	Ownership	1.000	Berkshire Hathaway Inc.	NO	
			22-2820005				FlightSafety Capital Corporation	DE	NIA	FlightSafety International Inc.	Ownership	100.000	Berkshire Hathaway Inc.	NO	
			36-3244473				FlightSafety Defense Corporation	DE	NIA	FlightSafety International Inc.	Ownership	100.000	Berkshire Hathaway Inc.	NO	
							FlightSafety Information Consulting (Beijing) Co., Ltd.	CHN	NIA	FlightSafety International Inc.	Ownership	100.000	Berkshire Hathaway Inc.	NO	
							FlightSafety International Hong Kong Limited	HKG	NIA	FlightSafety International Inc.	Ownership	100.000	Berkshire Hathaway Inc.	NO	
							FlightSafety International Japan Inc.	JPN	NIA	FlightSafety International Inc.	Ownership	100.000	Berkshire Hathaway Inc.	NO	
			81-0947238				FlightSafety International Middle East Inc.	DE	NIA	FlightSafety International Inc.	Ownership	100.000	Berkshire Hathaway Inc.	NO	
							FlightSafety International Netherlands B.V.	NLD	NIA	FlightSafety International Inc.	Ownership	100.000	Berkshire Hathaway Inc.	NO	
							FlightSafety International Norway AS	NOR	NIA	FlightSafety International Inc.	Ownership	100.000	Berkshire Hathaway Inc.	NO	
							FlightSafety International SARL	FRA	NIA	FlightSafety International Inc.	Ownership	100.000	Berkshire Hathaway Inc.	NO	

53.40

ANNUAL STATEMENT FOR THE YEAR 2022 OF THE General Re Life Corporation

SCHEDULE Y

PART 1A - DETAIL OF INSURANCE HOLDING COMPANY SYSTEM

1	2	3	4	5	6	7	8	9	10	11	12	13	14	15	16
Group Code	Group Name	NAIC Company Code	ID Number	Federal RSSD	CIK	Name of Securities Exchange if Publicly Traded (U.S. or International)	Names of Parent, Subsidiaries Or Affiliates	Domiciliary Location	Relationship to Reporting Entity	Directly Controlled by (Name of Entity/Person)	Type of Control (Ownership, Board, Management, Attorney-in-Fact, Influence, Other)	If Control is Ownership Provide Percentage	Ultimate Controlling Entity(ies)/Person(s)	Is an SCA Filing Required? (Yes/No)	*
							FlightSafety International Saudi Arabia LLC	.SAU	NIA	FlightSafety International Inc.	Ownership	95.000	Berkshire Hathaway Inc.	NO	
							FlightSafety International Singapore Pte. Ltd.	.SGP	NIA	FlightSafety International Inc.	Ownership	100.000	Berkshire Hathaway Inc.	NO	
							FlightSafety International South Africa Ltd.	.ZAF	NIA	FlightSafety International Inc.	Ownership	100.000	Berkshire Hathaway Inc.	NO	
							FlightSafety International Thailand Co. Ltd.	.THA	NIA	FlightSafety International Inc.	Ownership	100.000	Berkshire Hathaway Inc.	NO	
							FlightSafety International Treinamento Em Aviacao Ltda.	.BRA	NIA	FlightSafety International Inc.	Ownership	99.000	Berkshire Hathaway Inc.	NO	
			06-1311475				FlightSafety International U.K. Limited	.GBR	NIA	FlightSafety International Inc.	Ownership	100.000	Berkshire Hathaway Inc.	NO	
			11-2984638				FlightSafety New York, Inc.	.NY	NIA	FlightSafety International Inc.	Ownership	100.000	Berkshire Hathaway Inc.	NO	
			83-3383970				FlightSafety Properties, Inc.	.DE	NIA	FlightSafety International Inc.	Ownership	100.000	Berkshire Hathaway Inc.	NO	
			37-0860218				FlightSafety Textron Aviation Training LLC	.DE	NIA	FlightSafety International Inc.	Ownership	70.000	Berkshire Hathaway Inc.	NO	
							Frasca International, Inc.	.IL	NIA	FlightSafety International Inc.	Ownership	100.000	Berkshire Hathaway Inc.	NO	
							Falcon Training Center	.FRA	NIA	FlightSafety International SARL	Ownership	50.000	Berkshire Hathaway Inc.	NO	
							FSR	.FRA	NIA	FlightSafety International SARL	Ownership	1.000	Berkshire Hathaway Inc.	NO	
							FlightSafety International Saudi Arabia LLC	.SAU	NIA	FlightSafety International U.K. Limited	Ownership	5.000	Berkshire Hathaway Inc.	NO	
			88-0377203				FlightSafety Canada Ltd.	.CAN	NIA	FlightSafety New York, Inc.	Ownership	100.000	Berkshire Hathaway Inc.	NO	
							FlightSafety Development Corp.	.DE	NIA	FlightSafety New York, Inc.	Ownership	100.000	Berkshire Hathaway Inc.	NO	
							FlightSafety International Australia Pty. Ltd.	.AUS	NIA	FlightSafety Properties, Inc.	Ownership	100.000	Berkshire Hathaway Inc.	NO	
							FSR	.FRA	NIA	FlightSafety Properties, Inc.	Ownership	99.000	Berkshire Hathaway Inc.	NO	
							FlightSafety Textron Aviation Training UK Limited	.GBR	NIA	FlightSafety Textron Aviation Training LLC	Ownership	100.000	Berkshire Hathaway Inc.	NO	
			47-1245575				Apex Home Maintenance, LLC	.FL	NIA	Florida Network LLC	Ownership	100.000	Berkshire Hathaway Inc.	NO	
			59-2960388				First Network Realty, Inc.	.FL	NIA	Florida Network LLC	Ownership	100.000	Berkshire Hathaway Inc.	NO	
			47-1254702				Florida Network Property Management, LLC	.FL	NIA	Florida Network LLC	Ownership	100.000	Berkshire Hathaway Inc.	NO	
							Lubrizol Specialty Products KAZ LLP	.KAZ	NIA	Flow Improvers LLC	Ownership	0.010	Berkshire Hathaway Inc.	NO	
							Lubrizol Specialty Products RUS LLC	.RUS	NIA	Flow Improvers LLC	Ownership	0.010	Berkshire Hathaway Inc.	NO	
			83-1590301				O-N-G Services, LLC	.DE	NIA	Flow Improvers LLC	Ownership	100.000	Berkshire Hathaway Inc.	NO	
			46-2106332				Safe Marine Transfer, LLC	.DE	NIA	Flow Improvers LLC	Ownership	51.000	Berkshire Hathaway Inc.	NO	
			83-1574503				Subsea Development, LLC	.DE	NIA	Flow Improvers LLC	Ownership	100.000	Berkshire Hathaway Inc.	NO	
			83-4106851				Subsea Shuttle, LLC	.TX	NIA	Flow Improvers LLC	Ownership	51.000	Berkshire Hathaway Inc.	NO	
			81-4732929				Fluvanna Wind Energy 2, LLC	.DE	NIA	Fluvanna Holdings 2, LLC	Ownership	100.000	Berkshire Hathaway Inc.	NO	
							FOL International GmbH	.DEU	NIA	FOL International Unlimited Company	Ownership	100.000	Berkshire Hathaway Inc.	NO	
							Fruit of the Loom France SARL	.FRA	NIA	FOL International Unlimited Company	Ownership	100.000	Berkshire Hathaway Inc.	NO	
							Fruit of the Loom International Ltd.	.IRL	NIA	FOL International Unlimited Company	Ownership	100.000	Berkshire Hathaway Inc.	NO	
							Fruit of the Loom Investments Ltd.	.GBR	NIA	FOL International Unlimited Company	Ownership	99.990	Berkshire Hathaway Inc.	NO	
							Fruit of the Loom Italy SRL	.ITA	NIA	FOL International Unlimited Company	Ownership	100.000	Berkshire Hathaway Inc.	NO	
							Fruit of the Loom Spain, S.A.U.	.ESP	NIA	FOL International Unlimited Company	Ownership	100.000	Berkshire Hathaway Inc.	NO	
							Fruit of the Loom Textile SARL a AU	.MAR	NIA	FOL International Unlimited Company	Ownership	100.000	Berkshire Hathaway Inc.	NO	
							FFW de Mexico, S.A. de C.V.	.MEX	NIA	Fontaine Fifth Wheel Company	Ownership	99.998	Berkshire Hathaway Inc.	NO	
							NU-Line Products, Inc.	.CAN	NIA	Fontaine Spray Suppression Company	Ownership	100.000	Berkshire Hathaway Inc.	NO	
			86-2544489				Forest River Bus LLC	.IN	NIA	Forest River, Inc.	Ownership	100.000	Berkshire Hathaway Inc.	NO	
			20-1274588				Forest River Holdings, Inc.	.IN	NIA	Forest River, Inc.	Ownership	100.000	Berkshire Hathaway Inc.	NO	
			90-0902811				Forest River Manufacturing, LLC	.IN	NIA	Forest River, Inc.	Ownership	100.000	Berkshire Hathaway Inc.	NO	
			35-2011822				Mapletree Transportation	.IN	NIA	Forest River, Inc.	Ownership	100.000	Berkshire Hathaway Inc.	NO	
			20-8615648				Priority One Financial Services, Inc.	.FL	NIA	Forest River, Inc.	Ownership	100.000	Berkshire Hathaway Inc.	NO	
			23-3045917				Fox & Roach (PHILA) LP	.DE	NIA	Fox & Roach LP	Ownership	0.100	Berkshire Hathaway Inc.	NO	
			23-3004319				F&R/T LLC	.DE	NIA	Fox & Roach/Trident Limited Partnership	Ownership	100.000	Berkshire Hathaway Inc.	NO	

ANNUAL STATEMENT FOR THE YEAR 2022 OF THE General Re Life Corporation

SCHEDULE Y

PART 1A - DETAIL OF INSURANCE HOLDING COMPANY SYSTEM

1	2	3	4	5	6	7	8	9	10	11	12	13	14	15	16
Group Code	Group Name	NAIC Company Code	ID Number	Federal RSSD	CIK	Name of Securities Exchange if Publicly Traded (U.S. or International)	Names of Parent, Subsidiaries Or Affiliates	Domiciliary Location	Relationship to Reporting Entity	Directly Controlled by (Name of Entity/Person)	Type of Control (Ownership, Board, Management, Attorney-in-Fact, Influence, Other)	If Control is Ownership Provide Percentage	Ultimate Controlling Entity(ies)/Person(s)	Is an SCA Filing Required? (Yes/No)	*
			23-3045917				Fox & Roach (PHILA) LP	DE	NIA	Fox & Roach/Trident Limited Partnership	Ownership	99.900	Berkshire Hathaway Inc.	NO	
			23-3004324				Fox & Roach LP	DE	NIA	Fox & Roach/Trident Limited Partnership	Ownership	99.900	Berkshire Hathaway Inc.	NO	
			46-3126963				NRS Referral Services, LLC	DE	NIA	Fox & Roach/Trident Limited Partnership	Ownership	100.000	Berkshire Hathaway Inc.	NO	
			23-3004322				TLTC LLC	DE	NIA	Fox & Roach/Trident Limited Partnership	Ownership	100.000	Berkshire Hathaway Inc.	NO	
			23-3045964				Trident Land Transfer Company (PHILA) LP	DE	NIA	Fox & Roach/Trident Limited Partnership	Ownership	99.900	Berkshire Hathaway Inc.	NO	
			46-3298087				Trident Land Transfer Company LP	DE	NIA	Fox & Roach/Trident Limited Partnership	Ownership	99.900	Berkshire Hathaway Inc.	NO	
			23-3004325				Trident Mortgage Company LP	DE	NIA	Fox & Roach/Trident Limited Partnership	Ownership	99.900	Berkshire Hathaway Inc.	NO	
			23-3004320				TRMC LLC	DE	NIA	Fox & Roach/Trident Limited Partnership	Ownership	100.000	Berkshire Hathaway Inc.	NO	
							Mariah del Norte LLC	DE	NIA	FR Mariah Holdings II, LLC	Ownership	100.000	Berkshire Hathaway Inc.	NO	
			20-0378305				Fox & Roach/Trident Limited Partnership	PA	NIA	FRTC, LLC	Ownership	0.100	Berkshire Hathaway Inc.	NO	
							Fruit of the Loom Vietnam Company Limited	VNM	NIA	Fruit of the Loom International Ltd.	Ownership	100.000	Berkshire Hathaway Inc.	NO	
							Fruit of the Loom Ltd.	GBR	NIA	Fruit of the Loom Investments Ltd.	Ownership	99.999	Berkshire Hathaway Inc.	NO	
							Controladora Fruit of the Loom S.A. de C.V.	MEX	NIA	Fruit of the Loom Trading Company	Ownership	99.999	Berkshire Hathaway Inc.	NO	
							FOL International Unlimited Company	IRL	NIA	Fruit of the Loom, Inc.	Ownership	100.000	Berkshire Hathaway Inc.	NO	
							Fruit of the Loom Canada, Inc.	CAN	NIA	Fruit of the Loom, Inc.	Ownership	100.000	Berkshire Hathaway Inc.	NO	
			98-0551397				Fruit of the Loom India Private Limited	IND	NIA	Fruit of the Loom, Inc.	Ownership	99.900	Berkshire Hathaway Inc.	NO	
			61-1411269				Union Underwear Company, Inc.	DE	NIA	Fruit of the Loom, Inc.	Ownership	100.000	Berkshire Hathaway Inc.	NO	
							Future Metals LLC Sp. z o.o.	POL	NIA	Future Metals LLC	Ownership	100.000	Berkshire Hathaway Inc.	NO	
			11-3258184				Orkal Industries LLC	NY	NIA	Future Metals LLC	Ownership	100.000	Berkshire Hathaway Inc.	NO	
							Confeciones Chalchuapa, S.A. de C.V.	SLV	NIA	Garan Manufacturing Corp.	Ownership	100.000	Berkshire Hathaway Inc.	NO	
							Confeciones Cuscatlecas, S.A. de C.V.	SLV	NIA	Garan Manufacturing Corp.	Ownership	100.000	Berkshire Hathaway Inc.	NO	
							Garan Buena Vista, S.A. de CV	HND	NIA	Garan Manufacturing Corp.	Ownership	100.000	Berkshire Hathaway Inc.	NO	
							Garan De El Salvador, S. A. de C.V.	SLV	NIA	Garan Manufacturing Corp.	Ownership	100.000	Berkshire Hathaway Inc.	NO	
							Garan De Honduras, S.A. de C.V.	HND	NIA	Garan Manufacturing Corp.	Ownership	100.000	Berkshire Hathaway Inc.	NO	
							Garan San Jose, S.A. de C.V.	HND	NIA	Garan Manufacturing Corp.	Ownership	100.000	Berkshire Hathaway Inc.	NO	
							Garan, Asia, Ltd.	HKG	NIA	Garan Manufacturing Corp.	Ownership	100.000	Berkshire Hathaway Inc.	NO	
							Servicios De Corte Y Confeccion, S.A. de C.V.	SLV	NIA	Garan Manufacturing Corp.	Ownership	100.000	Berkshire Hathaway Inc.	NO	
							Servicios De Manufactura S.A. de CV & Producciones Manufactureras, S.A. de CV	SLV	NIA	Garan Manufacturing Corp.	Ownership	100.000	Berkshire Hathaway Inc.	NO	
							Servicios Industriales Diversos, S.A. de C.V.	SLV	NIA	Garan Manufacturing Corp.	Ownership	100.000	Berkshire Hathaway Inc.	NO	
							Servicios Profesionales De Manufactura, S.A. de C.V.	SLV	NIA	Garan Manufacturing Corp.	Ownership	100.000	Berkshire Hathaway Inc.	NO	
			13-3259047				Garan Central America Corp.	VA	NIA	Garan, Incorporated	Ownership	100.000	Berkshire Hathaway Inc.	NO	
			64-0794969				Garan Manufacturing Corp.	DE	NIA	Garan, Incorporated	Ownership	100.000	Berkshire Hathaway Inc.	NO	
			51-0329648				Garan Services Corp.	DE	NIA	Garan, Incorporated	Ownership	100.000	Berkshire Hathaway Inc.	NO	
							Smit Mobile Equipments (UK) Ltd B.V.	GBR	NIA	GAS NL B.V.	Ownership	100.000	Berkshire Hathaway Inc.	NO	
							Smit Mobile Equipments B.V.	NLD	NIA	GAS NL B.V.	Ownership	100.000	Berkshire Hathaway Inc.	NO	
			36-4808004				Fireside Partners, Inc.	DE	NIA	GAUM Holdings Inc.	Ownership	100.000	Berkshire Hathaway Inc.	NO	
			22-3259042				Global Aerospace, Inc.	DE	NIA	GAUM Holdings Inc.	Ownership	100.000	Berkshire Hathaway Inc.	NO	
			37-1737103				AHP State Affordable 1, LLC	DE	NIA	GEICO Casualty Company	Ownership	0.010	Berkshire Hathaway Inc.	NO	
			52-0913637				Boat America Corporation	VA	NIA	GEICO Corporation	Ownership	100.000	Berkshire Hathaway Inc.	NO	
.0031	Berkshire Hathaway Group	14138	45-2524450				GEICO Advantage Insurance Company	NE	IA	GEICO Corporation	Ownership	100.000	Berkshire Hathaway Inc.	NO	
			88-2577528				GEICO Atlantis Corporation	TX	NIA	GEICO Corporation	Ownership	100.000	Berkshire Hathaway Inc.	NO	
.0031	Berkshire Hathaway Group	14139	45-2524467				GEICO Choice Insurance Company	NE	IA	GEICO Corporation	Ownership	100.000	Berkshire Hathaway Inc.	NO	
.0031	Berkshire Hathaway Group	29181	74-6061214				GEICO County Mutual Insurance Company	TX	IA	GEICO Corporation	Ownership	0.000	Berkshire Hathaway Inc.	NO	
			88-2610361				GEICO Discovery Corporation	TX	NIA	GEICO Corporation	Ownership	100.000	Berkshire Hathaway Inc.	NO	
			88-2642347				GEICO Endeavor Corporation	TX	NIA	GEICO Corporation	Ownership	100.000	Berkshire Hathaway Inc.	NO	

53.42

ANNUAL STATEMENT FOR THE YEAR 2022 OF THE General Re Life Corporation

SCHEDULE Y
PART 1A - DETAIL OF INSURANCE HOLDING COMPANY SYSTEM

1	2	3	4	5	6	7	8	9	10	11	12	13	14	15	16
Group Code	Group Name	NAIC Company Code	ID Number	Federal RSSD	CIK	Name of Securities Exchange if Publicly Traded (U.S. or International)	Names of Parent, Subsidiaries Or Affiliates	Domiciliary Location	Relationship to Reporting Entity	Directly Controlled by (Name of Entity/Person)	Type of Control (Ownership, Board, Management, Attorney-in-Fact, Influence, Other)	If Control is Ownership Provide Percentage	Ultimate Controlling Entity(ies)/Person(s)	Is an SCA Filing Required? (Yes/No)	*
.0031	Berkshire Hathaway Group	22055	52-0794134				GEICO Financial Services, GmbH	.DEU	NIA	GEICO Corporation	Ownership	100.000	Berkshire Hathaway Inc.	NO	
			88-2667253				GEICO Indemnity Company	.NE	IA	GEICO Corporation	Ownership	100.000	Berkshire Hathaway Inc.	NO	
			52-1487364				GEICO Perspective Corporation	.TX	NIA	GEICO Corporation	Ownership	100.000	Berkshire Hathaway Inc.	NO	
			52-1487364				GEICO Products, Inc.	.MD	NIA	GEICO Corporation	Ownership	100.000	Berkshire Hathaway Inc.	NO	
.0031	Berkshire Hathaway Group	14137	45-2524492				GEICO Secure Insurance Company	.NE	IA	GEICO Corporation	Ownership	100.000	Berkshire Hathaway Inc.	NO	
.0031	Berkshire Hathaway Group	27863	75-6021171				GEICO Texas County Mutual Insurance Company	.TX	IA	GEICO Corporation	Ownership	0.000	Berkshire Hathaway Inc.	NO	
.0031	Berkshire Hathaway Group	22063	53-0075853				Government Employees Insurance Company	.NE	IA	GEICO Corporation	Ownership	100.000	Berkshire Hathaway Inc.	NO	
			52-0792766				International Insurance Underwriters, Inc.	.DE	NIA	GEICO Corporation	Ownership	100.000	Berkshire Hathaway Inc.	NO	
			52-1310102				Maryland Ventures, Inc.	.DE	NIA	GEICO Corporation	Ownership	100.000	Berkshire Hathaway Inc.	NO	
			52-1242003				Plaza Resources Company	.DE	NIA	GEICO Corporation	Ownership	100.000	Berkshire Hathaway Inc.	NO	
			47-2406392				The Duracell Company	.DE	NIA	GEICO Corporation	Ownership	11.890	Berkshire Hathaway Inc.	NO	
			52-1349938				Top Five Club, Inc.	.TX	NIA	GEICO Corporation	Ownership	100.000	Berkshire Hathaway Inc.	NO	
			37-1737103				AHP State Affordable 1, LLC	.DE	NIA	GEICO General Insurance Company	Ownership	0.010	Berkshire Hathaway Inc.	NO	
			37-1737103				AHP State Affordable 1, LLC	.DE	NIA	GEICO Indemnity Company	Ownership	0.010	Berkshire Hathaway Inc.	NO	
			74-2288632				Criterion Insurance Agency	.TX	NIA	GEICO Indemnity Company	Ownership	100.000	Berkshire Hathaway Inc.	NO	
.0031	Berkshire Hathaway Group	41491	52-1264413				GEICO Casualty Company	.NE	IA	GEICO Indemnity Company	Ownership	100.000	Berkshire Hathaway Inc.	NO	
			06-1026471				Faraday Holdings Limited	.GBR	NIA	General Re Corporation	Ownership	100.000	Berkshire Hathaway Inc.	NO	
			13-1861714				Gen Re Intermediaries Corporation	.NY	NIA	General Re Corporation	Ownership	100.000	Berkshire Hathaway Inc.	NO	
			26-3057400				Gen Re Long Ridge, LLC	.CT	NIA	General Re Corporation	Ownership	100.000	Berkshire Hathaway Inc.	NO	
.0031	Berkshire Hathaway Group	22039	13-2673100				General Reinsurance Corporation	.DE	UDP	General Re Corporation	Ownership	100.000	Berkshire Hathaway Inc.	NO	
			06-1113980				New England Asset Management, Inc.	.DE	NIA	General Re Corporation	Ownership	100.000	Berkshire Hathaway Inc.	NO	
							GRD Holdings Corporation	.DE	NIA	General Re Corporation	Ownership	100.000	Berkshire Hathaway Inc.	NO	
							GRSA Services (Proprietary) Limited	.ZAF	NIA	General Re Corporation	Ownership	100.000	Berkshire Hathaway Inc.	NO	
			13-5458900				United States Aviation Underwriters, Inc.	.NY	NIA	General Re Corporation	Ownership	100.000	Berkshire Hathaway Inc.	NO	
.0031	Berkshire Hathaway Group	97764	06-1053475				Idealife Insurance Company	.CT	DS	General Re Life Corporation	Ownership	100.000	Berkshire Hathaway Inc.	NO	
							Gen Re Beirut s.a.l. offshore	.LBN	NIA	General Reinsurance AG	Ownership	100.000	Berkshire Hathaway Inc.	NO	
							Gen Re Servicios México, S.A.	.MEX	NIA	General Reinsurance AG	Ownership	100.000	Berkshire Hathaway Inc.	NO	
							Gen Re Support Services Mumbai Private Limited	.IND	NIA	General Reinsurance AG	Ownership	99.900	Berkshire Hathaway Inc.	NO	
			AA-1990120				General Reinsurance Africa Ltd.	.ZAF	IA	General Reinsurance AG	Ownership	100.000	Berkshire Hathaway Inc.	NO	
							General Reinsurance AG Escritório de Representação no Brasil Ltda.	.BRA	NIA	General Reinsurance AG	Ownership	99.900	Berkshire Hathaway Inc.	NO	
			AA-1930033				General Reinsurance Life Australia Ltd.	.AUS	IA	General Reinsurance AG	Ownership	100.000	Berkshire Hathaway Inc.	NO	
			06-1051334				Elm Street Corporation	.DE	NIA	General Reinsurance Corporation	Ownership	100.000	Berkshire Hathaway Inc.	NO	
							Gen Re Japan Service Company Limited	.JPN	NIA	General Reinsurance Corporation	Ownership	100.000	Berkshire Hathaway Inc.	NO	
							General Re Compania de Reaseguros, S.A.	.URY	NIA	General Reinsurance Corporation	Ownership	100.000	Berkshire Hathaway Inc.	NO	
.0031	Berkshire Hathaway Group	86258	13-2572994				General Re Life Corporation	.CT	RE	General Reinsurance Corporation	Ownership	100.000	Berkshire Hathaway Inc.	NO	
			AA-1340145				General Reinsurance AG	.DEU	IA	General Reinsurance Corporation	Ownership	100.000	Berkshire Hathaway Inc.	NO	
			AA-1930285				General Reinsurance Australia Ltd	.AUS	IA	General Reinsurance Corporation	Ownership	100.000	Berkshire Hathaway Inc.	NO	
.0031	Berkshire Hathaway Group	37362	06-0876629				General Star Indemnity Company	.DE	IA	General Reinsurance Corporation	Ownership	100.000	Berkshire Hathaway Inc.	NO	
.0031	Berkshire Hathaway Group	11967	13-1958482				General Star National Insurance Company	.DE	IA	General Reinsurance Corporation	Ownership	100.000	Berkshire Hathaway Inc.	NO	
.0031	Berkshire Hathaway Group	38962	06-1024360				Genesis Insurance Company	.DE	IA	General Reinsurance Corporation	Ownership	100.000	Berkshire Hathaway Inc.	NO	
							Genesis Management and Insurance Services, LLC	.DE	NIA	General Reinsurance Corporation	Ownership	100.000	Berkshire Hathaway Inc.	NO	
			06-1235218				GenStar Insurance Services, LLC	.DE	NIA	General Reinsurance Corporation	Ownership	100.000	Berkshire Hathaway Inc.	NO	
			51-0234754				GRC Realty Corporation	.CT	NIA	General Reinsurance Corporation	Ownership	100.000	Berkshire Hathaway Inc.	NO	
			13-2750341				Raisplitter Holdings Corporation	.DE	NIA	General Reinsurance Corporation	Ownership	100.000	Berkshire Hathaway Inc.	NO	
			83-0508548				New England Asset Management Limited	.IRL	NIA	New England Asset Management, Inc.	Ownership	100.000	Berkshire Hathaway Inc.	NO	

ANNUAL STATEMENT FOR THE YEAR 2022 OF THE General Re Life Corporation

SCHEDULE Y

PART 1A - DETAIL OF INSURANCE HOLDING COMPANY SYSTEM

1	2	3	4	5	6	7	8	9	10	11	12	13	14	15	16
Group Code	Group Name	NAIC Company Code	ID Number	Federal RSSD	CIK	Name of Securities Exchange if Publicly Traded (U.S. or International)	Names of Parent, Subsidiaries Or Affiliates	Domiciliary Location	Relationship to Reporting Entity	Directly Controlled by (Name of Entity/Person)	Type of Control (Ownership, Board, Management, Attorney-in-Fact, Influence, Other)	If Control is Ownership Provide Percentage	Ultimate Controlling Entity(ies)/Person(s)	Is an SCA Filing Required? (Yes/No)	*
			37-1791075				Andromeda Community Solar Gardens, LLC	.. MN.	.. NIA.	Geronimo Community Solar Gardens Holding Company, LLC	Ownership	100.000	Berkshire Hathaway Inc.	.. NO.	
			38-3978157				Antares Community Solar Gardens, LLC	.. MN.	.. NIA.	Geronimo Community Solar Gardens Holding Company, LLC	Ownership	100.000	Berkshire Hathaway Inc.	.. NO.	
			35-2541005				Antlia Community Solar Gardens, LLC	.. MN.	.. NIA.	Geronimo Community Solar Gardens Holding Company, LLC	Ownership	100.000	Berkshire Hathaway Inc.	.. NO.	
			35-2544176				Argo Navis Community Solar Gardens, LLC	.. MN.	.. NIA.	Geronimo Community Solar Gardens Holding Company, LLC	Ownership	100.000	Berkshire Hathaway Inc.	.. NO.	
			35-2537481				Aries Community Solar Gardens, LLC	.. MN.	.. NIA.	Geronimo Community Solar Gardens Holding Company, LLC	Ownership	100.000	Berkshire Hathaway Inc.	.. NO.	
			36-4817518				Caelum Community Solar Gardens, LLC	.. MN.	.. NIA.	Geronimo Community Solar Gardens Holding Company, LLC	Ownership	100.000	Berkshire Hathaway Inc.	.. NO.	
			30-0881184				Capella Community Solar Gardens, LLC	.. MN.	.. NIA.	Geronimo Community Solar Gardens Holding Company, LLC	Ownership	100.000	Berkshire Hathaway Inc.	.. NO.	
			61-1770095				Carina Community Solar Gardens, LLC	.. MN.	.. NIA.	Geronimo Community Solar Gardens Holding Company, LLC	Ownership	100.000	Berkshire Hathaway Inc.	.. NO.	
			38-3979686				Centaurus Community Solar Gardens, LLC	.. MN.	.. NIA.	Geronimo Community Solar Gardens Holding Company, LLC	Ownership	100.000	Berkshire Hathaway Inc.	.. NO.	
							Corvus Community Solar, LLC	.. MN.	.. NIA.	Geronimo Community Solar Gardens Holding Company, LLC	Ownership	100.000	Berkshire Hathaway Inc.	.. NO.	
			36-4818226				Crater Community Solar Gardens, LLC	.. MN.	.. NIA.	Geronimo Community Solar Gardens Holding Company, LLC	Ownership	100.000	Berkshire Hathaway Inc.	.. NO.	
			30-0883354				Delphinus Community Solar Gardens, LLC	.. MN.	.. NIA.	Geronimo Community Solar Gardens Holding Company, LLC	Ownership	100.000	Berkshire Hathaway Inc.	.. NO.	
			32-0471595				Gemini Community Solar, LLC	.. DE.	.. NIA.	Geronimo Community Solar Gardens Holding Company, LLC	Ownership	100.000	Berkshire Hathaway Inc.	.. NO.	
			37-1794122				Lyra Community Solar Gardens, LLC	.. MN.	.. NIA.	Geronimo Community Solar Gardens Holding Company, LLC	Ownership	100.000	Berkshire Hathaway Inc.	.. NO.	
			35-2534346				Mapleton Community Solar, LLC	.. MN.	.. NIA.	Geronimo Community Solar Gardens Holding Company, LLC	Ownership	100.000	Berkshire Hathaway Inc.	.. NO.	
							Morgan Community Solar, LLC	.. MN.	.. NIA.	Geronimo Community Solar Gardens Holding Company, LLC	Ownership	100.000	Berkshire Hathaway Inc.	.. NO.	
			37-1787857				Pegasus Community Solar Gardens, LLC	.. MN.	.. NIA.	Geronimo Community Solar Gardens Holding Company, LLC	Ownership	100.000	Berkshire Hathaway Inc.	.. NO.	
			32-0476683				Pollux Community Solar Gardens, LLC	.. MN.	.. NIA.	Geronimo Community Solar Gardens Holding Company, LLC	Ownership	100.000	Berkshire Hathaway Inc.	.. NO.	
			37-1792593				Spica Community Solar Gardens, LLC	.. MN.	.. NIA.	Geronimo Community Solar Gardens Holding Company, LLC	Ownership	100.000	Berkshire Hathaway Inc.	.. NO.	
			38-3975495				Taurus Community Solar, LLC	.. DE.	.. NIA.	Geronimo Community Solar Gardens Holding Company, LLC	Ownership	100.000	Berkshire Hathaway Inc.	.. NO.	
			37-1791123				Vega Community Solar Gardens, LLC	.. MN.	.. NIA.	Geronimo Community Solar Gardens Holding Company, LLC	Ownership	100.000	Berkshire Hathaway Inc.	.. NO.	
			47-2707576				Chisago Community Solar 1, LLC	.. DE.	.. NIA.	Geronimo Community Solar Gardens, LLC	Ownership	100.000	Berkshire Hathaway Inc.	.. NO.	
			47-2741432				Chisago Community Solar 2, LLC	.. DE.	.. NIA.	Geronimo Community Solar Gardens, LLC	Ownership	100.000	Berkshire Hathaway Inc.	.. NO.	
			47-2749933				Chisago Community Solar 3, LLC	.. DE.	.. NIA.	Geronimo Community Solar Gardens, LLC	Ownership	100.000	Berkshire Hathaway Inc.	.. NO.	
			47-2778958				Chisago Community Solar 4, LLC	.. DE.	.. NIA.	Geronimo Community Solar Gardens, LLC	Ownership	100.000	Berkshire Hathaway Inc.	.. NO.	
			47-2692444				Chisago Community Solar Gardens, LLC	.. DE.	.. NIA.	Geronimo Community Solar Gardens, LLC	Ownership	100.000	Berkshire Hathaway Inc.	.. NO.	
			47-4774349				Gemini CSG1, LLC	.. DE.	.. NIA.	Geronimo Community Solar Gardens, LLC	Ownership	100.000	Berkshire Hathaway Inc.	.. NO.	
			47-4781457				Gemini CSG2, LLC	.. DE.	.. NIA.	Geronimo Community Solar Gardens, LLC	Ownership	100.000	Berkshire Hathaway Inc.	.. NO.	
			47-4797777				Gemini CSG3, LLC	.. DE.	.. NIA.	Geronimo Community Solar Gardens, LLC	Ownership	100.000	Berkshire Hathaway Inc.	.. NO.	
			47-3231724				Northfield Community Solar Gardens, LLC	.. DE.	.. NIA.	Geronimo Community Solar Gardens, LLC	Ownership	100.000	Berkshire Hathaway Inc.	.. NO.	
			47-3245282				Northfield CSG1, LLC	.. DE.	.. NIA.	Geronimo Community Solar Gardens, LLC	Ownership	100.000	Berkshire Hathaway Inc.	.. NO.	
			47-3258549				Northfield CSG2, LLC	.. DE.	.. NIA.	Geronimo Community Solar Gardens, LLC	Ownership	100.000	Berkshire Hathaway Inc.	.. NO.	

ANNUAL STATEMENT FOR THE YEAR 2022 OF THE General Re Life Corporation

SCHEDULE Y
PART 1A - DETAIL OF INSURANCE HOLDING COMPANY SYSTEM

1	2	3	4	5	6	7	8	9	10	11	12	13	14	15	16
Group Code	Group Name	NAIC Company Code	ID Number	Federal RSSD	CIK	Name of Securities Exchange if Publicly Traded (U.S. or International)	Names of Parent, Subsidiaries Or Affiliates	Domiciliary Location	Relationship to Reporting Entity	Directly Controlled by (Name of Entity/Person)	Type of Control (Ownership, Board, Management, Attorney-in-Fact, Influence, Other)	If Control is Ownership Provide Percentage	Ultimate Controlling Entity(ies)/Person(s)	Is an SCA Filing Required? (Yes/No)	*
			47-3773707				Northfield CSG3, LLC	DE	NIA	Geronimo Community Solar Gardens, LLC	Ownership	100.000	Berkshire Hathaway Inc.	NO	
			47-3788729				Northfield CSG4, LLC	DE	NIA	Geronimo Community Solar Gardens, LLC	Ownership	100.000	Berkshire Hathaway Inc.	NO	
			47-3808048				Northfield CSG5, LLC	DE	NIA	Geronimo Community Solar Gardens, LLC	Ownership	100.000	Berkshire Hathaway Inc.	NO	
			47-3158764				Orion Community Solar Gardens, LLC	DE	NIA	Geronimo Community Solar Gardens, LLC	Ownership	100.000	Berkshire Hathaway Inc.	NO	
			47-3189271				Orion CSG1, LLC	DE	NIA	Geronimo Community Solar Gardens, LLC	Ownership	100.000	Berkshire Hathaway Inc.	NO	
			47-3196305				Orion CSG2, LLC	DE	NIA	Geronimo Community Solar Gardens, LLC	Ownership	100.000	Berkshire Hathaway Inc.	NO	
			47-3218373				Orion CSG3, LLC	DE	NIA	Geronimo Community Solar Gardens, LLC	Ownership	100.000	Berkshire Hathaway Inc.	NO	
			47-2890944				Paynesville Community Solar 1, LLC	DE	NIA	Geronimo Community Solar Gardens, LLC	Ownership	100.000	Berkshire Hathaway Inc.	NO	
			47-2907275				Paynesville Community Solar 2, LLC	DE	NIA	Geronimo Community Solar Gardens, LLC	Ownership	100.000	Berkshire Hathaway Inc.	NO	
			47-2920147				Paynesville Community Solar 3, LLC	DE	NIA	Geronimo Community Solar Gardens, LLC	Ownership	100.000	Berkshire Hathaway Inc.	NO	
			47-2931223				Paynesville Community Solar 4, LLC	DE	NIA	Geronimo Community Solar Gardens, LLC	Ownership	100.000	Berkshire Hathaway Inc.	NO	
			47-2949234				Paynesville Community Solar 5, LLC	DE	NIA	Geronimo Community Solar Gardens, LLC	Ownership	100.000	Berkshire Hathaway Inc.	NO	
			47-2315052				Paynesville Community Solar Gardens, LLC	DE	NIA	Geronimo Community Solar Gardens, LLC	Ownership	100.000	Berkshire Hathaway Inc.	NO	
			47-2063545				Rosemount Community Solar Gardens, LLC	DE	NIA	Geronimo Community Solar Gardens, LLC	Ownership	100.000	Berkshire Hathaway Inc.	NO	
			47-2340567				Rosemount CSG1, LLC	DE	NIA	Geronimo Community Solar Gardens, LLC	Ownership	100.000	Berkshire Hathaway Inc.	NO	
			47-2346447				Rosemount CSG2, LLC	DE	NIA	Geronimo Community Solar Gardens, LLC	Ownership	100.000	Berkshire Hathaway Inc.	NO	
			47-2362204				Rosemount CSG3, LLC	DE	NIA	Geronimo Community Solar Gardens, LLC	Ownership	100.000	Berkshire Hathaway Inc.	NO	
			47-2369937				Rosemount CSG4, LLC	DE	NIA	Geronimo Community Solar Gardens, LLC	Ownership	100.000	Berkshire Hathaway Inc.	NO	
			47-2394273				Rosemount CSG5, LLC	DE	NIA	Geronimo Community Solar Gardens, LLC	Ownership	100.000	Berkshire Hathaway Inc.	NO	
			47-2806671				Sunrise Community Solar 1, LLC	DE	NIA	Geronimo Community Solar Gardens, LLC	Ownership	100.000	Berkshire Hathaway Inc.	NO	
			47-2817754				Sunrise Community Solar 2, LLC	DE	NIA	Geronimo Community Solar Gardens, LLC	Ownership	100.000	Berkshire Hathaway Inc.	NO	
			47-2826136				Sunrise Community Solar 3, LLC	DE	NIA	Geronimo Community Solar Gardens, LLC	Ownership	100.000	Berkshire Hathaway Inc.	NO	
			47-2839896				Sunrise Community Solar 4, LLC	DE	NIA	Geronimo Community Solar Gardens, LLC	Ownership	100.000	Berkshire Hathaway Inc.	NO	
			47-2852599				Sunrise Community Solar 5, LLC	DE	NIA	Geronimo Community Solar Gardens, LLC	Ownership	100.000	Berkshire Hathaway Inc.	NO	
			47-2783772				Sunrise Community Solar Gardens, LLC	DE	NIA	Geronimo Community Solar Gardens, LLC	Ownership	100.000	Berkshire Hathaway Inc.	NO	
			61-1762611				Ursa Community Solar, LLC	DE	NIA	Geronimo Community Solar Gardens, LLC	Ownership	100.000	Berkshire Hathaway Inc.	NO	
			37-1784927				Ursa CSG1, LLC	DE	NIA	Geronimo Community Solar Gardens, LLC	Ownership	100.000	Berkshire Hathaway Inc.	NO	
			37-1784883				Ursa CSG2, LLC	DE	NIA	Geronimo Community Solar Gardens, LLC	Ownership	100.000	Berkshire Hathaway Inc.	NO	
			36-4811079				Ursa CSG3, LLC	DE	NIA	Geronimo Community Solar Gardens, LLC	Ownership	100.000	Berkshire Hathaway Inc.	NO	
			35-2534420				Ursa CSG4, LLC	DE	NIA	Geronimo Community Solar Gardens, LLC	Ownership	100.000	Berkshire Hathaway Inc.	NO	
			61-1763220				Ursa CSG5, LLC	DE	NIA	Geronimo Community Solar Gardens, LLC	Ownership	100.000	Berkshire Hathaway Inc.	NO	
							Associated Aviation Underwriters Limited	GBR	NIA	Global Aerospace Underwriting Managers Limited	Ownership	100.000	Berkshire Hathaway Inc.	NO	
							BAIG Limited	GBR	NIA	Global Aerospace Underwriting Managers Limited	Ownership	100.000	Berkshire Hathaway Inc.	NO	
							British Aviation Insurance Group (Technical Services) Limited	GBR	NIA	Global Aerospace Underwriting Managers Limited	Ownership	100.000	Berkshire Hathaway Inc.	NO	
							British Aviation Insurance Group (Underwriting Services) Limited	GBR	NIA	Global Aerospace Underwriting Managers Limited	Ownership	100.000	Berkshire Hathaway Inc.	NO	
			52-2282086				GAUM Holdings Inc.	DE	NIA	Global Aerospace Underwriting Managers Limited	Ownership	100.000	Berkshire Hathaway Inc.	NO	
							Global Aerospace Underwriters Limited	GBR	NIA	Global Aerospace Underwriting Managers Limited	Ownership	100.000	Berkshire Hathaway Inc.	NO	
							Global Aerospace Underwriting Managers (Canada) Limited	CAN	NIA	Global Aerospace Underwriting Managers Limited	Ownership	100.000	Berkshire Hathaway Inc.	NO	
							Global Aerospace Underwriting Managers (Europe) SAS	FRA	NIA	Global Aerospace Underwriting Managers Limited	Ownership	100.000	Berkshire Hathaway Inc.	NO	
							Global Limited	GBR	NIA	Global Aerospace Underwriting Managers Limited	Ownership	100.000	Berkshire Hathaway Inc.	NO	
			84-3740408				AHP Federal and State Affordable 1, LLC	DE	NIA	Government Employees Insurance Company	Ownership	99.990	Berkshire Hathaway Inc.	NO	

ANNUAL STATEMENT FOR THE YEAR 2022 OF THE General Re Life Corporation

SCHEDULE Y

PART 1A - DETAIL OF INSURANCE HOLDING COMPANY SYSTEM

1	2	3	4	5	6	7	8	9	10	11	12	13	14	15	16		
Group Code	Group Name	NAIC Company Code	ID Number	Federal RSSD	CIK	Name of Securities Exchange if Publicly Traded (U.S. or International)	Names of Parent, Subsidiaries Or Affiliates	Domiciliary Location	Relationship to Reporting Entity	Directly Controlled by (Name of Entity/Person)	Type of Control (Ownership, Board, Management, Attorney-in-Fact, Influence, Other)	If Control is Ownership Provide Percentage	Ultimate Controlling Entity(ies)/Person(s)	Is an SCA Filing Required? (Yes/No)	*		
0031	Berkshire Hathaway Group	35882	37-1737103			AHP State Affordable 1, LLC	DE	NIA	Government Employees Insurance Company	Ownership	99.960	Berkshire Hathaway Inc.	NO				
			53-0075853			BRK Investment Holdings, LLC	DE	NIA	Government Employees Insurance Company	Ownership	100.000	Berkshire Hathaway Inc.	NO				
			75-1588101			GEICO General Insurance Company	NE	IA	Government Employees Insurance Company	Ownership	100.000	Berkshire Hathaway Inc.	NO				
			52-1168724			GEICO Insurance Agency, LLC	MD	NIA	Government Employees Insurance Company	Ownership	100.000	Berkshire Hathaway Inc.	NO				
			84-0534395			Government Employees Financial Corporation	TX	NIA	Government Employees Insurance Company	Ownership	100.000	Berkshire Hathaway Inc.	NO				
			52-1280328			Plaza Financial Services Company	DE	NIA	Government Employees Insurance Company	Ownership	100.000	Berkshire Hathaway Inc.	NO				
			81-2637784			Grande Prairie Wind Holdings, LLC	DE	NIA	GPIWH Holdings, LLC	Ownership	100.000	Berkshire Hathaway Inc.	NO				
			26-1887917			Grande Prairie Wind, LLC	DE	NIA	Grande Prairie Wind Holdings, LLC	Ownership	100.000	Berkshire Hathaway Inc.	NO				
			06-1295723			General Re Financial Products Corporation	DE	NIA	GRD Holdings Corporation	Ownership	100.000	Berkshire Hathaway Inc.	NO				
						Gunnedah Asset Trust	AUS	NIA	Gunnedah Holdco Pty Ltd	Ownership	100.000	Berkshire Hathaway Inc.	NO				
						Gunnedah SF Pty Ltd	AUS	NIA	Gunnedah Holdco Pty Ltd	Ownership	100.000	Berkshire Hathaway Inc.	NO				
						Gunnedah Finc Pty Ltd	AUS	NIA	Gunnedah SF Pty Ltd	Ownership	100.000	Berkshire Hathaway Inc.	NO				
						06-1498031			H. H. Brown Shoe Technologies, LLC	DE	NIA	H. H. Brown Shoe Company, Inc.	Ownership	100.000	Berkshire Hathaway Inc.	NO	
						06-1355981			Isabela Shoe Corporation LLC	DE	NIA	H. H. Brown Shoe Company, Inc.	Ownership	100.000	Berkshire Hathaway Inc.	NO	
						06-1403773			Macro Retailing, LLC	DE	NIA	H. H. Brown Shoe Company, Inc.	Ownership	100.000	Berkshire Hathaway Inc.	NO	
									Paramount Industries Ltd.	HKG	NIA	H. H. Brown Shoe Company, Inc.	Ownership	100.000	Berkshire Hathaway Inc.	NO	
						04-2450505			Sofft Shoe Company, LLC	DE	NIA	H. H. Brown Shoe Company, Inc.	Ownership	100.000	Berkshire Hathaway Inc.	NO	
						98-0409699			Gendon Polymer Services Inc.	CAN	NIA	Harbour Industries (Canada) Ltd.	Ownership	100.000	Berkshire Hathaway Inc.	NO	
									RSCC (Singapore) PTE Ltd.	SGP	NIA	Harbour Industries (Canada) Ltd.	Ownership	100.000	Berkshire Hathaway Inc.	NO	
						10-2272051			Harbour Industries (Canada) Ltd.	CAN	NIA	Harbour Industries LLC	Ownership	100.000	Berkshire Hathaway Inc.	NO	
									Hawthorn Life Designated Activity Company	IRL	NIA	Hawthorn Life International, Ltd.	Ownership	100.000	Berkshire Hathaway Inc.	NO	
						88-4052888			HEGG Realtors Iowa, Inc.	IA	NIA	HEGG, Realtors Inc.	Ownership	100.000	Berkshire Hathaway Inc.	NO	
									Hill Parts de Mexico S. de R.L. de C.V.	MEX	NIA	Hill & Sons, LLC	Ownership	99.970	Berkshire Hathaway Inc.	NO	
						58-2308348			HN Real Estate Group, N.C., Inc.	NC	NIA	HN Real Estate Group, L.L.C.	Ownership	100.000	Berkshire Hathaway Inc.	NO	
						58-2021882			HN Referral Corporation	GA	NIA	HN Real Estate Group, L.L.C.	Ownership	100.000	Berkshire Hathaway Inc.	NO	
						20-5221836			Township Title Services, LLC	GA	NIA	HN Real Estate Group, N.C., Inc.	Ownership	50.000	Berkshire Hathaway Inc.	NO	
						58-2508357			H N Insurance Services, LLC	GA	NIA	HomeServices Insurance, Inc.	Ownership	50.000	Berkshire Hathaway Inc.	NO	
						20-0470898			PGC Agencies, Inc.	MN	NIA	HomeServices Insurance, Inc.	Ownership	100.000	Berkshire Hathaway Inc.	NO	
						54-1081379			The Long & Foster Companies, Inc.	VA	NIA	HomeServices MidAtlantic, LLC	Ownership	100.000	Berkshire Hathaway Inc.	NO	
						20-0378305			Fox & Roach/Trident Limited Partnership	PA	NIA	HomeServices Northeast, LLC	Ownership	99.900	Berkshire Hathaway Inc.	NO	
						35-2482351			FRTC, LLC	DE	NIA	HomeServices Northeast, LLC	Ownership	100.000	Berkshire Hathaway Inc.	NO	
						22-3769576			PNJP, LLC	DE	NIA	HomeServices Northeast, LLC	Ownership	100.000	Berkshire Hathaway Inc.	NO	
						13-3322130			Referral Associates of New Jersey, Inc.	NJ	NIA	HomeServices Northeast, LLC	Ownership	100.000	Berkshire Hathaway Inc.	NO	
						63-1035638			Roberts Brothers, Inc.	AL	NIA	HomeServices of Alabama, Inc.	Ownership	100.000	Berkshire Hathaway Inc.	NO	
						63-1192886			CanopyTitle, LLC	AL	NIA	HomeServices of America, Inc.	Ownership	100.000	Berkshire Hathaway Inc.	NO	
						58-1982676			HN Real Estate Group, L.L.C.	GA	NIA	HomeServices of America, Inc.	Ownership	100.000	Berkshire Hathaway Inc.	NO	
						47-0681950			HomeServices Insurance, Inc.	NE	NIA	HomeServices of America, Inc.	Ownership	100.000	Berkshire Hathaway Inc.	NO	
						82-2151914			HomeServices MidAtlantic, LLC	DE	NIA	HomeServices of America, Inc.	Ownership	100.000	Berkshire Hathaway Inc.	NO	
						32-0415970			HomeServices Northeast, LLC	DE	NIA	HomeServices of America, Inc.	Ownership	100.000	Berkshire Hathaway Inc.	NO	
						20-4454064			HomeServices of Alabama, Inc.	DE	NIA	HomeServices of America, Inc.	Ownership	100.000	Berkshire Hathaway Inc.	NO	
			87-1425369			HomeServices of Arizona, LLC	DE	NIA	HomeServices of America, Inc.	Ownership	100.000	Berkshire Hathaway Inc.	NO				
			27-0000735			HomeServices of California, LLC	DE	NIA	HomeServices of America, Inc.	Ownership	100.000	Berkshire Hathaway Inc.	NO				
			81-2769461			HomeServices of Colorado, LLC	DE	NIA	HomeServices of America, Inc.	Ownership	100.000	Berkshire Hathaway Inc.	NO				
			46-2227036			HomeServices of Connecticut, LLC	DE	NIA	HomeServices of America, Inc.	Ownership	100.000	Berkshire Hathaway Inc.	NO				
			20-0133249			HomeServices of Florida, Inc.	FL	NIA	HomeServices of America, Inc.	Ownership	100.000	Berkshire Hathaway Inc.	NO				
			46-2109399			HomeServices of Georgia, LLC	DE	NIA	HomeServices of America, Inc.	Ownership	100.000	Berkshire Hathaway Inc.	NO				
			45-3030859			HomeServices of Illinois Holdings, LLC	DE	NIA	HomeServices of America, Inc.	Ownership	100.000	Berkshire Hathaway Inc.	NO				
			20-2754006			HomeServices of Iowa, Inc.	DE	NIA	HomeServices of America, Inc.	Ownership	100.000	Berkshire Hathaway Inc.	NO				
			31-1655556			HomeServices of Kentucky, Inc.	KY	NIA	HomeServices of America, Inc.	Ownership	100.000	Berkshire Hathaway Inc.	NO				

ANNUAL STATEMENT FOR THE YEAR 2022 OF THE General Re Life Corporation

SCHEDULE Y

PART 1A - DETAIL OF INSURANCE HOLDING COMPANY SYSTEM

1	2	3	4	5	6	7	8	9	10	11	12	13	14	15	16
Group Code	Group Name	NAIC Company Code	ID Number	Federal RSSD	CIK	Name of Securities Exchange if Publicly Traded (U.S. or International)	Names of Parent, Subsidiaries Or Affiliates	Domi-ciliary Location	Relation-ship to Reporting Entity	Directly Controlled by (Name of Entity/Person)	Type of Control (Ownership, Board, Management, Attorney-in-Fact, Influence, Other)	If Control is Ownership Provide Percentage	Ultimate Controlling Entity(ies)/Person(s)	Is an SCA Filing Re-quired? (Yes/No)	*
			83-3982138				HomeServices of Minnesota, LLC	..MN.....	..NIA.....	HomeServices of America, Inc.	Ownership.....	100.000	Berkshire Hathaway Inc.	..NO.....	
			46-1526294				HomeServices of Mokan, LLC	..DE.....	..NIA.....	HomeServices of America, Inc.	Ownership.....	100.000	Berkshire Hathaway Inc.	..NO.....	
			71-0932808				HomeServices of Nebraska, Inc.	..NE.....	..NIA.....	HomeServices of America, Inc.	Ownership.....	100.000	Berkshire Hathaway Inc.	..NO.....	
			87-1438926				HomeServices of Nevada, LLC	..DE.....	..NIA.....	HomeServices of America, Inc.	Ownership.....	100.000	Berkshire Hathaway Inc.	..NO.....	
			81-4616152				HomeServices of New York, LLC	..DE.....	..NIA.....	HomeServices of America, Inc.	Ownership.....	100.000	Berkshire Hathaway Inc.	..NO.....	
			45-4447496				HomeServices of Oregon, LLC	..DE.....	..NIA.....	HomeServices of America, Inc.	Ownership.....	100.000	Berkshire Hathaway Inc.	..NO.....	
			82-5159064				HomeServices of Texas, LLC	..DE.....	..NIA.....	HomeServices of America, Inc.	Ownership.....	100.000	Berkshire Hathaway Inc.	..NO.....	
			20-1000367				HomeServices of the Carolinas, Inc.	..DE.....	..NIA.....	HomeServices of America, Inc.	Ownership.....	100.000	Berkshire Hathaway Inc.	..NO.....	
			45-4824233				HomeServices of Washington, LLC	..DE.....	..NIA.....	HomeServices of America, Inc.	Ownership.....	100.000	Berkshire Hathaway Inc.	..NO.....	
			47-3933481				HomeServices of Wisconsin, LLC	..DE.....	..NIA.....	HomeServices of America, Inc.	Ownership.....	100.000	Berkshire Hathaway Inc.	..NO.....	
			82-2352960				HomeServices Partnership Group, LLC	..DE.....	..NIA.....	HomeServices of America, Inc.	Ownership.....	100.000	Berkshire Hathaway Inc.	..NO.....	
			20-1657427				HomeServices Relocation, LLC	..DE.....	..NIA.....	HomeServices of America, Inc.	Ownership.....	100.000	Berkshire Hathaway Inc.	..NO.....	
			87-4799312				HomeServices Title Holdings, LLC	..DE.....	..NIA.....	HomeServices of America, Inc.	Ownership.....	100.000	Berkshire Hathaway Inc.	..NO.....	
			46-1860109				HS Franchise Holding, LLC	..DE.....	..NIA.....	HomeServices of America, Inc.	Ownership.....	100.000	Berkshire Hathaway Inc.	..NO.....	
			82-5189237				HSN Holdings, LLC	..DE.....	..NIA.....	HomeServices of America, Inc.	Ownership.....	100.000	Berkshire Hathaway Inc.	..NO.....	
			31-1423685				Huff-Drees Realty, Inc.	..OH.....	..NIA.....	HomeServices of America, Inc.	Ownership.....	100.000	Berkshire Hathaway Inc.	..NO.....	
			61-0906148				Jim Huff Realty, Inc.	..KY.....	..NIA.....	HomeServices of America, Inc.	Ownership.....	100.000	Berkshire Hathaway Inc.	..NO.....	
			63-0833102				JRHBI Realty, Inc.	..AL.....	..NIA.....	HomeServices of America, Inc.	Ownership.....	100.000	Berkshire Hathaway Inc.	..NO.....	
			86-0777433				RHL Referral Company, L.L.C.	..AZ.....	..NIA.....	HomeServices of America, Inc.	Ownership.....	100.000	Berkshire Hathaway Inc.	..NO.....	
			86-0165003				Roy H. Long Realty Company, Inc.	..AZ.....	..NIA.....	HomeServices of America, Inc.	Ownership.....	100.000	Berkshire Hathaway Inc.	..NO.....	
			45-2128412				Americana Arizona Referrals, LLC	..AZ.....	..NIA.....	HomeServices of Arizona, LLC	Ownership.....	100.000	Berkshire Hathaway Inc.	..NO.....	
			45-0640274				Americana Arizona, LLC	..AZ.....	..NIA.....	HomeServices of Arizona, LLC	Ownership.....	100.000	Berkshire Hathaway Inc.	..NO.....	
			47-4188563				AC2015 Corporation	..CA.....	..NIA.....	HomeServices of California, LLC	Ownership.....	100.000	Berkshire Hathaway Inc.	..NO.....	
			84-4147900				AC Eagle Corporation	..CA.....	..NIA.....	HomeServices of California, LLC	Ownership.....	100.000	Berkshire Hathaway Inc.	..NO.....	
			82-1528842				AC Palm Desert Corporation	..CA.....	..NIA.....	HomeServices of California, LLC	Ownership.....	100.000	Berkshire Hathaway Inc.	..NO.....	
			86-1472820				BDFH, Inc.	..CA.....	..NIA.....	HomeServices of California, LLC	Ownership.....	100.000	Berkshire Hathaway Inc.	..NO.....	
			33-0958647				Bennin & Deville Fine Homes, Inc.	..CA.....	..NIA.....	HomeServices of California, LLC	Ownership.....	100.000	Berkshire Hathaway Inc.	..NO.....	
			77-0299786				Guarantee Appraisal Corporation	..CA.....	..NIA.....	HomeServices of California, LLC	Ownership.....	100.000	Berkshire Hathaway Inc.	..NO.....	
			77-0267513				Guarantee Real Estate	..CA.....	..NIA.....	HomeServices of California, LLC	Ownership.....	100.000	Berkshire Hathaway Inc.	..NO.....	
			20-1035906				Intero Franchise Services, Inc.	..CA.....	..NIA.....	HomeServices of California, LLC	Ownership.....	100.000	Berkshire Hathaway Inc.	..NO.....	
			20-8819780				Intero Real Estate Holdings, Inc.	..CA.....	..NIA.....	HomeServices of California, LLC	Ownership.....	100.000	Berkshire Hathaway Inc.	..NO.....	
			33-0724493				Pickford Holdings LLC	..CA.....	..NIA.....	HomeServices of California, LLC	Ownership.....	100.000	Berkshire Hathaway Inc.	..NO.....	
			33-0960990				Pickford Real Estate, Inc.	..CA.....	..NIA.....	HomeServices of California, LLC	Ownership.....	100.000	Berkshire Hathaway Inc.	..NO.....	
							Pickford Realty, Ltd., a California Limited Partnership	..CA.....	..NIA.....	HomeServices of California, LLC	Ownership.....	99.000	Berkshire Hathaway Inc.	..NO.....	
			33-0396055				Pickford Services Company	..CA.....	..NIA.....	HomeServices of California, LLC	Ownership.....	100.000	Berkshire Hathaway Inc.	..NO.....	
			33-0523297				SoCal Services & Property Management	..CA.....	..NIA.....	HomeServices of California, LLC	Ownership.....	100.000	Berkshire Hathaway Inc.	..NO.....	
			46-4491336				Kentwood, LLC	..CO.....	..NIA.....	HomeServices of Colorado, LLC	Ownership.....	100.000	Berkshire Hathaway Inc.	..NO.....	
			26-0176956				PCRE, L.L.C.	..DE.....	..NIA.....	HomeServices of Connecticut, LLC	Ownership.....	100.000	Berkshire Hathaway Inc.	..NO.....	
			22-3552432				Beach Properties of Florida, LLC	..FL.....	..NIA.....	HomeServices of Florida, Inc.	Ownership.....	100.000	Berkshire Hathaway Inc.	..NO.....	
			26-0284381				BPFLA Referrals, LLC	..FL.....	..NIA.....	HomeServices of Florida, Inc.	Ownership.....	100.000	Berkshire Hathaway Inc.	..NO.....	
			81-2580015				Esslinger-Wooten-Maxwell, Inc.	..FL.....	..NIA.....	HomeServices of Florida, Inc.	Ownership.....	100.000	Berkshire Hathaway Inc.	..NO.....	
			59-1220247				Florida Network LLC	..DE.....	..NIA.....	HomeServices of Florida, Inc.	Ownership.....	100.000	Berkshire Hathaway Inc.	..NO.....	
			59-3584700				Gibraltar Title Services, LLC	..DE.....	..NIA.....	HomeServices of Florida, Inc.	Ownership.....	100.000	Berkshire Hathaway Inc.	..NO.....	
			37-1826244				Watermark Realty Referral, Inc.	..FL.....	..NIA.....	HomeServices of Florida, Inc.	Ownership.....	100.000	Berkshire Hathaway Inc.	..NO.....	
			59-3227694				Watermark Realty, Inc.	..DE.....	..NIA.....	HomeServices of Florida, Inc.	Ownership.....	100.000	Berkshire Hathaway Inc.	..NO.....	
			65-0619884				HSGA Real Estate Group, L.L.C.	..DE.....	..NIA.....	HomeServices of Georgia, LLC	Ownership.....	100.000	Berkshire Hathaway Inc.	..NO.....	
			90-0941201				Fort Dearborn Land Title Company, LLC	..DE.....	..NIA.....	HomeServices of Illinois Holdings, LLC	Ownership.....	100.000	Berkshire Hathaway Inc.	..NO.....	
			45-3180126				HomeServices of Illinois, LLC	..DE.....	..NIA.....	HomeServices of Illinois Holdings, LLC	Ownership.....	100.000	Berkshire Hathaway Inc.	..NO.....	
			27-0707250					..DE.....	..NIA.....	HomeServices of Illinois Holdings, LLC	Ownership.....	100.000	Berkshire Hathaway Inc.	..NO.....	

ANNUAL STATEMENT FOR THE YEAR 2022 OF THE General Re Life Corporation

SCHEDULE Y
PART 1A - DETAIL OF INSURANCE HOLDING COMPANY SYSTEM

1	2	3	4	5	6	7	8	9	10	11	12	13	14	15	16
Group Code	Group Name	NAIC Company Code	ID Number	Federal RSSD	CIK	Name of Securities Exchange if Publicly Traded (U.S. or International)	Names of Parent, Subsidiaries Or Affiliates	Domiciliary Location	Relationship to Reporting Entity	Directly Controlled by (Name of Entity/Person)	Type of Control (Ownership, Board, Management, Attorney-in-Fact, Influence, Other)	If Control is Ownership Provide Percentage	Ultimate Controlling Entity(ies)/Person(s)	Is an SCA Filing Required? (Yes/No)	*
			20-8337450				Midwest Realty Ventures, LLC	IL	NIA	HomeServices of Illinois, LLC	Ownership	100.000	Berkshire Hathaway Inc.	NO	
			25-1876439				Referral Network of IL, LLC	DE	NIA	HomeServices of Illinois, LLC	Ownership	100.000	Berkshire Hathaway Inc.	NO	
			20-2287431				FFR, Inc.	IA	NIA	HomeServices of Iowa, Inc.	Ownership	100.000	Berkshire Hathaway Inc.	NO	
			42-0870557				First Realty, Ltd.	IA	NIA	HomeServices of Iowa, Inc.	Ownership	100.000	Berkshire Hathaway Inc.	NO	
			42-0791647				Iowa Realty Co., Inc.	IA	NIA	HomeServices of Iowa, Inc.	Ownership	100.000	Berkshire Hathaway Inc.	NO	
			42-1249112				Iowa Title Company	IA	NIA	HomeServices of Iowa, Inc.	Ownership	100.000	Berkshire Hathaway Inc.	NO	
							HomeServices of Kentucky Real Estate Academy, LLC	KY	NIA	HomeServices of Kentucky, Inc.	Ownership	100.000	Berkshire Hathaway Inc.	NO	
			20-2376984				HomeServices Referral Network, LLC	IN	NIA	HomeServices of Kentucky, Inc.	Ownership	100.000	Berkshire Hathaway Inc.	NO	
			31-1655556				Kentucky Residential Referral Service, LLC	KY	NIA	HomeServices of Kentucky, Inc.	Ownership	100.000	Berkshire Hathaway Inc.	NO	
			41-1824325				Edina Financial Services, Inc.	MN	NIA	HomeServices of Minnesota, LLC	Ownership	100.000	Berkshire Hathaway Inc.	NO	
			39-1712043				Lovejoy Realty, Inc.	WI	NIA	HomeServices of Minnesota, LLC	Ownership	100.000	Berkshire Hathaway Inc.	NO	
			27-1467526				Lovejoy Referral Network LLC	WI	NIA	HomeServices of Minnesota, LLC	Ownership	100.000	Berkshire Hathaway Inc.	NO	
			45-5339848				Midwest Preferred Realty, Inc.	MN	NIA	HomeServices of Minnesota, LLC	Ownership	100.000	Berkshire Hathaway Inc.	NO	
			84-2261698				Prosperity First Title, LLC	DE	NIA	HomeServices of Minnesota, LLC	Ownership	100.000	Berkshire Hathaway Inc.	NO	
			47-5615810				Alliance Title Group, LLC	MO	NIA	HomeServices of Mokaan, LLC	Ownership	100.000	Berkshire Hathaway Inc.	NO	
			90-0915505				BHH KC Real Estate, LLC	DE	NIA	HomeServices of MOKAN, LLC	Ownership	100.000	Berkshire Hathaway Inc.	NO	
			43-1269374				Greater Metro, LLC	MO	NIA	HomeServices of Mokaan, LLC	Ownership	100.000	Berkshire Hathaway Inc.	NO	
			43-1672397				Metro Referrals, LLC	MO	NIA	HomeServices of Mokaan, LLC	Ownership	100.000	Berkshire Hathaway Inc.	NO	
			48-1031064				Reece & Nichols Realtors, Inc.	KS	NIA	HomeServices of Mokaan, LLC	Ownership	100.000	Berkshire Hathaway Inc.	NO	
			47-0644826				Capitol Title Company	NE	NIA	HomeServices of Nebraska, Inc.	Ownership	100.000	Berkshire Hathaway Inc.	NO	
			47-0816079				Larabee School of Real Estate, Inc.	NE	NIA	HomeServices of Nebraska, Inc.	Ownership	100.000	Berkshire Hathaway Inc.	NO	
			47-0644512				Nebraska Referral, Inc.	NE	NIA	HomeServices of Nebraska, Inc.	Ownership	100.000	Berkshire Hathaway Inc.	NO	
			88-0384893				American Eagle Referral Service, LLC	NV	NIA	HomeServices of Nevada, LLC	Ownership	100.000	Berkshire Hathaway Inc.	NO	
			88-0412564				Americana, L.L.C.	NV	NIA	HomeServices of Nevada, LLC	Ownership	100.000	Berkshire Hathaway Inc.	NO	
			87-1468650				HSW Title Holding, LLC	NV	NIA	HomeServices of Nevada, LLC	Ownership	100.000	Berkshire Hathaway Inc.	NO	
			13-3217965				Houlihan/Lawrence Inc.	NY	NIA	HomeServices of New York, LLC	Ownership	100.000	Berkshire Hathaway Inc.	NO	
			81-5358904				Thoroughbred Title Realty, Inc.	NY	NIA	HomeServices of New York, LLC	Ownership	100.000	Berkshire Hathaway Inc.	NO	
			26-4473545				Weathervane Referral Network, Inc.	NY	NIA	HomeServices of New York, LLC	Ownership	100.000	Berkshire Hathaway Inc.	NO	
			27-2968956				NW Referral Services LLC	OR	NIA	HomeServices of Oregon, LLC	Ownership	100.000	Berkshire Hathaway Inc.	NO	
							Pilot Butte, LLC	DE	NIA	HomeServices of Oregon, LLC	Ownership	100.000	Berkshire Hathaway Inc.	NO	
			93-1013911				Pru - One, Inc.	OR	NIA	HomeServices of Oregon, LLC	Ownership	100.000	Berkshire Hathaway Inc.	NO	
			20-0950324				ABA Management, L.L.C.	TX	NIA	HomeServices of Texas, LLC	Ownership	100.000	Berkshire Hathaway Inc.	NO	
			75-1610062				Ebby Halliday Properties, Inc.	TX	NIA	HomeServices of Texas, LLC	Ownership	100.000	Berkshire Hathaway Inc.	NO	
			75-1610390				Ebby Halliday Real Estate, Inc.	TX	NIA	HomeServices of Texas, LLC	Ownership	100.000	Berkshire Hathaway Inc.	NO	
			82-5240109				HSTX Title, LLC	DE	NIA	HomeServices of Texas, LLC	Ownership	100.000	Berkshire Hathaway Inc.	NO	
			26-0076229				TX Referral Alliance, Inc.	TX	NIA	HomeServices of Texas, LLC	Ownership	100.000	Berkshire Hathaway Inc.	NO	
			27-2384653				Attorneys Title Holdings, Incorporated	NC	NIA	HomeServices of the Carolinas, Inc.	Ownership	100.000	Berkshire Hathaway Inc.	NO	
			56-2042696				Preferred Carolinas Realty, Inc.	NC	NIA	HomeServices of the Carolinas, Inc.	Ownership	100.000	Berkshire Hathaway Inc.	NO	
			83-1552766				Equity Title of Washington, LLC	WA	NIA	HomeServices of Washington, LLC	Ownership	50.000	Berkshire Hathaway Inc.	NO	
			30-0743257				PNW Referral, LLC	WA	NIA	HomeServices of Washington, LLC	Ownership	100.000	Berkshire Hathaway Inc.	NO	
			20-1322471				Prime Alliance Real Estate Services, LLC	WA	NIA	HomeServices of Washington, LLC	Ownership	50.000	Berkshire Hathaway Inc.	NO	
			39-1669005				First Weber, Inc.	WI	NIA	HomeServices of Wisconsin, LLC	Ownership	100.000	Berkshire Hathaway Inc.	NO	
			47-3933552				HSW Affiliates Holding, LLC	DE	NIA	HomeServices of Wisconsin, LLC	Ownership	100.000	Berkshire Hathaway Inc.	NO	
			81-5352778				Houlihan Lawrence Associates, LLC	DE	NIA	Houlihan/Lawrence Inc.	Ownership	100.000	Berkshire Hathaway Inc.	NO	
			46-1254823				HSF Affiliates LLC	DE	NIA	HS Franchise Holding, LLC	Ownership	100.000	Berkshire Hathaway Inc.	NO	
			80-0906383				BHH Affiliates, LLC	DE	NIA	HSF Affiliates LLC	Ownership	100.000	Berkshire Hathaway Inc.	NO	
			52-2205242				Real Living Real Estate, LLC	DE	NIA	HSF Affiliates LLC	Ownership	100.000	Berkshire Hathaway Inc.	NO	
			13-3132798				Referral Associates of Georgia, LLC	GA	NIA	HSGA Real Estate Group, L.L.C.	Ownership	100.000	Berkshire Hathaway Inc.	NO	

53 48

ANNUAL STATEMENT FOR THE YEAR 2022 OF THE General Re Life Corporation

SCHEDULE Y

PART 1A - DETAIL OF INSURANCE HOLDING COMPANY SYSTEM

1	2	3	4	5	6	7	8	9	10	11	12	13	14	15	16
Group Code	Group Name	NAIC Company Code	ID Number	Federal RSSD	CIK	Name of Securities Exchange if Publicly Traded (U.S. or International)	Names of Parent, Subsidiaries Or Affiliates	Domi-ciliary Location	Relation-ship to Reporting Entity	Directly Controlled by (Name of Entity/Person)	Type of Control (Ownership, Board, Management, Attorney-in-Fact, Influence, Other)	If Control is Ownership Provide Percentage	Ultimate Controlling Entity(ies)/Person(s)	Is an SCA Filing Re-quired? (Yes/No)	*
			20-8600107				Right Choice Title Company, LLC	GA	NIA	HSGA Real Estate Group, L.L.C.	Ownership	50.000	Berkshire Hathaway Inc.	NO	
			47-0668225				Ambassador Real Estate Company	NE	NIA	HSN Holdings, LLC	Ownership	100.000	Berkshire Hathaway Inc.	NO	
			39-1726603				Priority Title Corporation	WI	NIA	HSW Affiliates Holding, LLC	Ownership	100.000	Berkshire Hathaway Inc.	NO	
			39-1892725				Wisconsin River Title Consultants LLC	WI	NIA	HSW Affiliates Holding, LLC	Ownership	50.000	Berkshire Hathaway Inc.	NO	
			26-4069096				Round Lake Beach LP	IL	NIA	Hunt Capital Partners Tax Credit Fund 2012 - Oak Hill, LLC (FKA AHP Housing Fund 13, LLC)	Ownership	99.990	Berkshire Hathaway Inc.	NO	
			98-0587845				Special Metals Pacific Pte Ltd	SGP	NIA	Huntington Alloys Corporation	Ownership	100.000	Berkshire Hathaway Inc.	NO	
							eVolution Systems Ltd.	ISR	NIA	IES Holding II, LLC	Ownership	10.000	Berkshire Hathaway Inc.	NO	
							Ingersoll Werkzeuge GmbH	DEU	NIA	IMC (Germany) Holdings GmbH	Ownership	100.000	Berkshire Hathaway Inc.	NO	
							BSW Zerspanungswerkzeuge GmbH	DEU	NIA	IMC International Metalworking Companies B.V.	Ownership	80.000	Berkshire Hathaway Inc.	NO	
							D.C. Properties Ltd.	CAN	NIA	IMC International Metalworking Companies B.V.	Ownership	100.000	Berkshire Hathaway Inc.	NO	
							D.C.C. Properties s.r.o.	CZE	NIA	IMC International Metalworking Companies B.V.	Ownership	100.000	Berkshire Hathaway Inc.	NO	
							Duracarb Korea Ltd.	KOR	NIA	IMC International Metalworking Companies B.V.	Ownership	75.500	Berkshire Hathaway Inc.	NO	
							IMC (Germany) Holdings GmbH	DEU	NIA	IMC International Metalworking Companies B.V.	Ownership	100.000	Berkshire Hathaway Inc.	NO	
							IMC EndMill Ltd.	KOR	NIA	IMC International Metalworking Companies B.V.	Ownership	100.000	Berkshire Hathaway Inc.	NO	
							IMC Metaldur S.A	CHE	NIA	IMC International Metalworking Companies B.V.	Ownership	100.000	Berkshire Hathaway Inc.	NO	
							Ingersoll Cutting Tool Ltd.	CAN	NIA	IMC International Metalworking Companies B.V.	Ownership	100.000	Berkshire Hathaway Inc.	NO	
							Ingersoll Cutting Tools De Mexico, Sa De C.V.	MEX	NIA	IMC International Metalworking Companies B.V.	Ownership	99.998	Berkshire Hathaway Inc.	NO	
							Ingersoll Hungary Kft	HUN	NIA	IMC International Metalworking Companies B.V.	Ownership	99.173	Berkshire Hathaway Inc.	NO	
							Ingersoll Taegutec Italia S.r.l.	ITA	NIA	IMC International Metalworking Companies B.V.	Ownership	65.000	Berkshire Hathaway Inc.	NO	
							Intehna Beo Doo Beograd	SRB	NIA	IMC International Metalworking Companies B.V.	Ownership	51.000	Berkshire Hathaway Inc.	NO	
							Intehna d.o.o.	SVN	NIA	IMC International Metalworking Companies B.V.	Ownership	50.000	Berkshire Hathaway Inc.	NO	
							Intehna Zagreb Ltd.	HRV	NIA	IMC International Metalworking Companies B.V.	Ownership	60.000	Berkshire Hathaway Inc.	NO	
							Iscar Alati d.o.o.	HRV	NIA	IMC International Metalworking Companies B.V.	Ownership	100.000	Berkshire Hathaway Inc.	NO	
							Iscar Austria GMBH	AUT	NIA	IMC International Metalworking Companies B.V.	Ownership	100.000	Berkshire Hathaway Inc.	NO	
							Iscar Benelux S.A	BEL	NIA	IMC International Metalworking Companies B.V.	Ownership	99.933	Berkshire Hathaway Inc.	NO	
							Iscar Bulgaria Eood	BGR	NIA	IMC International Metalworking Companies B.V.	Ownership	100.000	Berkshire Hathaway Inc.	NO	
							Iscar C.R. s.r.o.	CZE	NIA	IMC International Metalworking Companies B.V.	Ownership	100.000	Berkshire Hathaway Inc.	NO	
							Iscar De Mexico S.A. De C.V.	MEX	NIA	IMC International Metalworking Companies B.V.	Ownership	99.998	Berkshire Hathaway Inc.	NO	
							Iscar DO Brasil Comercial Ltda.	BRA	NIA	IMC International Metalworking Companies B.V.	Ownership	100.000	Berkshire Hathaway Inc.	NO	

53.49

ANNUAL STATEMENT FOR THE YEAR 2022 OF THE General Re Life Corporation

SCHEDULE Y

PART 1A - DETAIL OF INSURANCE HOLDING COMPANY SYSTEM

1	2	3	4	5	6	7	8	9	10	11	12	13	14	15	16
Group Code	Group Name	NAIC Company Code	ID Number	Federal RSSD	CIK	Name of Securities Exchange if Publicly Traded (U.S. or International)	Names of Parent, Subsidiaries Or Affiliates	Domi-ciliary Location	Relation-ship to Reporting Entity	Directly Controlled by (Name of Entity/Person)	Type of Control (Ownership, Board, Management, Attorney-in-Fact, Influence, Other)	If Control is Ownership Provide Percentage	Ultimate Controlling Entity(ies)/Person(s)	Is an SCA Filing Re-quired? (Yes/No)	*
							Iscar Finland OY	.FIN	NIA	IMC International Metalworking Companies B.V.	Ownership	51.000	Berkshire Hathaway Inc.	NO	
							Iscar Germany GmbH	.DEU	NIA	IMC International Metalworking Companies B.V.	Ownership	100.000	Berkshire Hathaway Inc.	NO	
							Iscar Greece S.A.	.GRC	NIA	IMC International Metalworking Companies B.V.	Ownership	99.833	Berkshire Hathaway Inc.	NO	
							Iscar Gulf Holding Ltd	.ARE	NIA	IMC International Metalworking Companies B.V.	Ownership	51.000	Berkshire Hathaway Inc.	NO	
							Iscar Hartmetall A.G.	.CHE	NIA	IMC International Metalworking Companies B.V.	Ownership	100.000	Berkshire Hathaway Inc.	NO	
							Iscar Hungary Kft	.HUN	NIA	IMC International Metalworking Companies B.V.	Ownership	96.667	Berkshire Hathaway Inc.	NO	
							Iscar Iberica S.A.	.ESP	NIA	IMC International Metalworking Companies B.V.	Ownership	50.000	Berkshire Hathaway Inc.	NO	
							Iscar India Private Limited	.IND	NIA	IMC International Metalworking Companies B.V.	Ownership	100.000	Berkshire Hathaway Inc.	NO	
							Iscar International Trading (Shanghai) Co. Ltd.	.CHN	NIA	IMC International Metalworking Companies B.V.	Ownership	100.000	Berkshire Hathaway Inc.	NO	
							Iscar Italia s.r.l.	.ITA	NIA	IMC International Metalworking Companies B.V.	Ownership	100.000	Berkshire Hathaway Inc.	NO	
							Iscar Japan Ltd.	.JPN	NIA	IMC International Metalworking Companies B.V.	Ownership	100.000	Berkshire Hathaway Inc.	NO	
							Iscar Kesici Takim Ticareti Veimalati Ltd. Sirketi	.TUR	NIA	IMC International Metalworking Companies B.V.	Ownership	100.000	Berkshire Hathaway Inc.	NO	
							Iscar Ltd.	.ISR	NIA	IMC International Metalworking Companies B.V.	Ownership	100.000	Berkshire Hathaway Inc.	NO	
							Iscar Metal Cutting Technology (Shanghai) Co., Ltd.	.CHN	NIA	IMC International Metalworking Companies B.V.	Ownership	100.000	Berkshire Hathaway Inc.	NO	
							Iscar Nederland B.V.	.NLD	NIA	IMC International Metalworking Companies B.V.	Ownership	100.000	Berkshire Hathaway Inc.	NO	
							Iscar Nepremionine d.o.o.	.SVN	NIA	IMC International Metalworking Companies B.V.	Ownership	50.000	Berkshire Hathaway Inc.	NO	
							Iscar Poland Sp. Z.o.o.	.POL	NIA	IMC International Metalworking Companies B.V.	Ownership	100.000	Berkshire Hathaway Inc.	NO	
							Iscar Rezni Alati d.o.o.	.HRV	NIA	IMC International Metalworking Companies B.V.	Ownership	100.000	Berkshire Hathaway Inc.	NO	
							Iscar Slovenija d.o.o.	.SVN	NIA	IMC International Metalworking Companies B.V.	Ownership	50.000	Berkshire Hathaway Inc.	NO	
							Iscar South Africa (Pty) Ltd.	.ZAF	NIA	IMC International Metalworking Companies B.V.	Ownership	100.000	Berkshire Hathaway Inc.	NO	
							Iscar Sr. S.R.O.	.SVK	NIA	IMC International Metalworking Companies B.V.	Ownership	100.000	Berkshire Hathaway Inc.	NO	
							Iscar Sverige AB	.SWE	NIA	IMC International Metalworking Companies B.V.	Ownership	100.000	Berkshire Hathaway Inc.	NO	
							Iscar Taiwan, Ltd.	.TWN	NIA	IMC International Metalworking Companies B.V.	Ownership	75.500	Berkshire Hathaway Inc.	NO	
							Iscar Thailand, Ltd.	.THA	NIA	IMC International Metalworking Companies B.V.	Ownership	51.000	Berkshire Hathaway Inc.	NO	
							Iscar Tools Argentina S.A.	.ARG	NIA	IMC International Metalworking Companies B.V.	Ownership	50.000	Berkshire Hathaway Inc.	NO	
							Iscar Tools d.o.o.	.SPB	NIA	IMC International Metalworking Companies B.V.	Ownership	100.000	Berkshire Hathaway Inc.	NO	

53.50

ANNUAL STATEMENT FOR THE YEAR 2022 OF THE General Re Life Corporation

SCHEDULE Y

PART 1A - DETAIL OF INSURANCE HOLDING COMPANY SYSTEM

1	2	3	4	5	6	7	8	9	10	11	12	13	14	15	16
Group Code	Group Name	NAIC Company Code	ID Number	Federal RSSD	CIK	Name of Securities Exchange if Publicly Traded (U.S. or International)	Names of Parent, Subsidiaries Or Affiliates	Domi-ciliary Location	Relation-ship to Reporting Entity	Directly Controlled by (Name of Entity/Person)	Type of Control (Ownership, Board, Management, Attorney-in-Fact, Influence, Other)	If Control is Ownership Provide Percentage	Ultimate Controlling Entity(ies)/Person(s)	Is an SCA Filing Re-quired? (Yes/No)	*
							Iscar Tools Inc.CAN.....	NIA.....	IMC International Metalworking Companies B.V.	Ownership.....	100.000	Berkshire Hathaway Inc.	NO.....	
							Iscar Tools Ltd.GBR.....	NIA.....	IMC International Metalworking Companies B.V.	Ownership.....	100.000	Berkshire Hathaway Inc.	NO.....	
							Iscar Tools S.R.L.ROU.....	NIA.....	IMC International Metalworking Companies B.V.	Ownership.....	100.000	Berkshire Hathaway Inc.	NO.....	
							Iscar Vietnam LLCVNM.....	NIA.....	IMC International Metalworking Companies B.V.	Ownership.....	75.000	Berkshire Hathaway Inc.	NO.....	
							Isreco A.G.CHE.....	NIA.....	IMC International Metalworking Companies B.V.	Ownership.....	100.000	Berkshire Hathaway Inc.	NO.....	
							Iswerco AktiebolagSWE.....	NIA.....	IMC International Metalworking Companies B.V.	Ownership.....	100.000	Berkshire Hathaway Inc.	NO.....	
							It. Te. Di. S.R.L.ITA.....	NIA.....	IMC International Metalworking Companies B.V.	Ownership.....	51.020	Berkshire Hathaway Inc.	NO.....	
							LLC IscarRUS.....	NIA.....	IMC International Metalworking Companies B.V.	Ownership.....	100.000	Berkshire Hathaway Inc.	NO.....	
							LLC TaeguTec RUSRUS.....	NIA.....	IMC International Metalworking Companies B.V.	Ownership.....	100.000	Berkshire Hathaway Inc.	NO.....	
							LLC TaeguTec UkraineUKR.....	NIA.....	IMC International Metalworking Companies B.V.	Ownership.....	58.000	Berkshire Hathaway Inc.	NO.....	
							Morse Production Limited Liability Company .	.RUS.....	NIA.....	IMC International Metalworking Companies B.V.	Ownership.....	100.000	Berkshire Hathaway Inc.	NO.....	
							Outilttec E.U.R.L.FRA.....	NIA.....	IMC International Metalworking Companies B.V.	Ownership.....	100.000	Berkshire Hathaway Inc.	NO.....	
							Preco Sp.Z.O.O.POL.....	NIA.....	IMC International Metalworking Companies B.V.	Ownership.....	99.000	Berkshire Hathaway Inc.	NO.....	
							PT Tunggaloy IndonesiaIDN.....	NIA.....	IMC International Metalworking Companies B.V.	Ownership.....	51.000	Berkshire Hathaway Inc.	NO.....	
							PT.TaeguTec IndonesiaIDN.....	NIA.....	IMC International Metalworking Companies B.V.	Ownership.....	51.000	Berkshire Hathaway Inc.	NO.....	
							S.C. TaeguTec Tools S.R.L.ROU.....	NIA.....	IMC International Metalworking Companies B.V.	Ownership.....	99.000	Berkshire Hathaway Inc.	NO.....	
							Sci IfrecoFRA.....	NIA.....	IMC International Metalworking Companies B.V.	Ownership.....	99.000	Berkshire Hathaway Inc.	NO.....	
							Taegutec (Thailand) Ltd.THA.....	NIA.....	IMC International Metalworking Companies B.V.	Ownership.....	51.000	Berkshire Hathaway Inc.	NO.....	
							TaeguTec Argentina S.A.ARG.....	NIA.....	IMC International Metalworking Companies B.V.	Ownership.....	87.100	Berkshire Hathaway Inc.	NO.....	
							Taegutec Australia Pty LtdAUS.....	NIA.....	IMC International Metalworking Companies B.V.	Ownership.....	100.000	Berkshire Hathaway Inc.	NO.....	
							TaeguTec CR s.r.o.CZE.....	NIA.....	IMC International Metalworking Companies B.V.	Ownership.....	51.000	Berkshire Hathaway Inc.	NO.....	
							Taegutec Cutting Tools Trading (Shanghai) Co. Ltd.CHN.....	NIA.....	IMC International Metalworking Companies B.V.	Ownership.....	100.000	Berkshire Hathaway Inc.	NO.....	
							Taegutec d.o. Brazil Ltda.BRA.....	NIA.....	IMC International Metalworking Companies B.V.	Ownership.....	99.980	Berkshire Hathaway Inc.	NO.....	
							TaeguTec Hungary KftHUN.....	NIA.....	IMC International Metalworking Companies B.V.	Ownership.....	100.000	Berkshire Hathaway Inc.	NO.....	
							TaeguTec India Private LimitedIND.....	NIA.....	IMC International Metalworking Companies B.V.	Ownership.....	65.000	Berkshire Hathaway Inc.	NO.....	
							Taegutec Japan LtdJPN.....	NIA.....	IMC International Metalworking Companies B.V.	Ownership.....	100.000	Berkshire Hathaway Inc.	NO.....	

53.51

ANNUAL STATEMENT FOR THE YEAR 2022 OF THE General Re Life Corporation

SCHEDULE Y

PART 1A - DETAIL OF INSURANCE HOLDING COMPANY SYSTEM

1	2	3	4	5	6	7	8	9	10	11	12	13	14	15	16
Group Code	Group Name	NAIC Company Code	ID Number	Federal RSSD	CIK	Name of Securities Exchange if Publicly Traded (U.S. or International)	Names of Parent, Subsidiaries Or Affiliates	Domiciliary Location	Relationship to Reporting Entity	Directly Controlled by (Name of Entity/Person)	Type of Control (Ownership, Board, Management, Attorney-in-Fact, Influence, Other)	If Control is Ownership Provide Percentage	Ultimate Controlling Entity(ies)/Person(s)	Is an SCA Filing Required? (Yes/No)	*
							Taegutec Ltd.	.KOR	NIA	IMC International Metalworking Companies B.V.	Ownership	100.000	Berkshire Hathaway Inc.	NO	
							TaeguTec Polska SP. z o.o.	.POL	NIA	IMC International Metalworking Companies B.V.	Ownership	100.000	Berkshire Hathaway Inc.	NO	
							TaeguTec Scandinavia A/S	.DNK	NIA	IMC International Metalworking Companies B.V.	Ownership	100.000	Berkshire Hathaway Inc.	NO	
							Taegutec Slovakia S.R.O	.SVK	NIA	IMC International Metalworking Companies B.V.	Ownership	99.955	Berkshire Hathaway Inc.	NO	
							TaeguTec South Africa(Proprietary) Limited	.ZAF	NIA	IMC International Metalworking Companies B.V.	Ownership	100.000	Berkshire Hathaway Inc.	NO	
							TaeguTec Spain, S.L.U	.ESP	NIA	IMC International Metalworking Companies B.V.	Ownership	100.000	Berkshire Hathaway Inc.	NO	
							Taegutec U.K. Ltd.	.GBR	NIA	IMC International Metalworking Companies B.V.	Ownership	100.000	Berkshire Hathaway Inc.	NO	
							TaeguTec Vietnam Limited Liability Company	.VNM	NIA	IMC International Metalworking Companies B.V.	Ownership	100.000	Berkshire Hathaway Inc.	NO	
							Tagutec Kesici Takimlar Sanayi Ve Ticaret A.S	.TUR	NIA	IMC International Metalworking Companies B.V.	Ownership	75.500	Berkshire Hathaway Inc.	NO	
							Tungaloy Benelux B.V.	.NLD	NIA	IMC International Metalworking Companies B.V.	Ownership	100.000	Berkshire Hathaway Inc.	NO	
							Tungaloy Corporation	.JPN	NIA	IMC International Metalworking Companies B.V.	Ownership	100.000	Berkshire Hathaway Inc.	NO	
							Tungaloy Cutting Tool (Thailand) Co., Ltd.	.THA	NIA	IMC International Metalworking Companies B.V.	Ownership	0.001	Berkshire Hathaway Inc.	NO	
							Tungaloy Cutting Tools Taiwan Co., Ltd	.TWN	NIA	IMC International Metalworking Companies B.V.	Ownership	51.000	Berkshire Hathaway Inc.	NO	
							Tungaloy Czech SRO	.CZE	NIA	IMC International Metalworking Companies B.V.	Ownership	90.000	Berkshire Hathaway Inc.	NO	
							Tungaloy do Brasil Comercio DE Ferramentas DE Corte Ltda	.BRA	NIA	IMC International Metalworking Companies B.V.	Ownership	99.996	Berkshire Hathaway Inc.	NO	
							Tungaloy France s.a.s	.FRA	NIA	IMC International Metalworking Companies B.V.	Ownership	100.000	Berkshire Hathaway Inc.	NO	
							Tungaloy Hungary Kft	.HUN	NIA	IMC International Metalworking Companies B.V.	Ownership	100.000	Berkshire Hathaway Inc.	NO	
							Tungaloy Iberica, S.L.	.ESP	NIA	IMC International Metalworking Companies B.V.	Ownership	51.000	Berkshire Hathaway Inc.	NO	
							Tungaloy India Private Limited	.IND	NIA	IMC International Metalworking Companies B.V.	Ownership	66.980	Berkshire Hathaway Inc.	NO	
							Tungaloy Italia S.r.l.	.ITA	NIA	IMC International Metalworking Companies B.V.	Ownership	51.000	Berkshire Hathaway Inc.	NO	
							Tungaloy Kesici Takimlar Sanayi Ve Ticaret A.S	.TUR	NIA	IMC International Metalworking Companies B.V.	Ownership	100.000	Berkshire Hathaway Inc.	NO	
							Tungaloy Korea Ltd.	.KOR	NIA	IMC International Metalworking Companies B.V.	Ownership	75.505	Berkshire Hathaway Inc.	NO	
							Tungaloy Polska SP. z o.o.	.POL	NIA	IMC International Metalworking Companies B.V.	Ownership	100.000	Berkshire Hathaway Inc.	NO	
							Tungaloy Rezni Alati d.o.o	.HRV	NIA	IMC International Metalworking Companies B.V.	Ownership	100.000	Berkshire Hathaway Inc.	NO	
							Tungaloy Rus LLC	.RUS	NIA	IMC International Metalworking Companies B.V.	Ownership	82.500	Berkshire Hathaway Inc.	NO	
							Tungaloy Scandinavia AB	.SWE	NIA	IMC International Metalworking Companies B.V.	Ownership	100.000	Berkshire Hathaway Inc.	NO	

ANNUAL STATEMENT FOR THE YEAR 2022 OF THE General Re Life Corporation

SCHEDULE Y

PART 1A - DETAIL OF INSURANCE HOLDING COMPANY SYSTEM

1	2	3	4	5	6	7	8	9	10	11	12	13	14	15	16
Group Code	Group Name	NAIC Company Code	ID Number	Federal RSSD	CIK	Name of Securities Exchange if Publicly Traded (U.S. or International)	Names of Parent, Subsidiaries Or Affiliates	Domi-ciliary Location	Relation-ship to Reporting Entity	Directly Controlled by (Name of Entity/Person)	Type of Control (Ownership, Board, Management, Attorney-in-Fact, Influence, Other)	If Control is Ownership Provide Percentage	Ultimate Controlling Entity(ies)/Person(s)	Is an SCA Filing Re-quired? (Yes/No)	*
							Tungaloy UK Limited	.GBR	NIA	IMC International Metalworking Companies B.V.	Ownership	100.000	Berkshire Hathaway Inc.	NO	
							Twing-M ALC	.BLR	NIA	IMC International Metalworking Companies B.V.	Ownership	51.000	Berkshire Hathaway Inc.	NO	
							U.O.P. S.P.A.	.ITA	NIA	IMC International Metalworking Companies B.V.	Ownership	70.000	Berkshire Hathaway Inc.	NO	
							Wertsam Technology, S.L.	.ESP	NIA	IMC International Metalworking Companies B.V.	Ownership	50.000	Berkshire Hathaway Inc.	NO	
							YG-1 Co., Ltd.	.KOR	NIA	IMC International Metalworking Companies B.V.	Ownership	7.850	Berkshire Hathaway Inc.	NO	
							Ingersoll France Sarl	.FRA	NIA	Ingersoll Werkzeuge GmbH	Ownership	100.000	Berkshire Hathaway Inc.	NO	
			81-5475389				Arizona Warehouse and Supply, LLC	.NV	NIA	Interco Tobacco Retailers, Inc.	Ownership	100.000	Berkshire Hathaway Inc.	NO	
			41-0853275				American Dairy Queen Corporation	.DE	NIA	International Dairy Queen, Inc.	Ownership	100.000	Berkshire Hathaway Inc.	NO	
							Dairy Queen Canada, Inc.	.CAN	NIA	International Dairy Queen, Inc.	Ownership	100.000	Berkshire Hathaway Inc.	NO	
			41-0966826				DQF, Inc.	.MIN	NIA	International Dairy Queen, Inc.	Ownership	100.000	Berkshire Hathaway Inc.	NO	
			20-1292398				Unified Supply Chain, Inc.	.MIN	NIA	International Dairy Queen, Inc.	Ownership	100.000	Berkshire Hathaway Inc.	NO	
			75-3075968				Intero Real Estate Services, Inc.	.CA	NIA	Intero Real Estate Holdings, Inc.	Ownership	100.000	Berkshire Hathaway Inc.	NO	
			32-0392701				Intero Referral Services, Inc.	.CA	NIA	Intero Real Estate Holdings, Inc.	Ownership	100.000	Berkshire Hathaway Inc.	NO	
			86-3297757				Intero Nevada Referral Services, LLC	.DE	NIA	Intero Real Estate Services, Inc.	Ownership	100.000	Berkshire Hathaway Inc.	NO	
			84-2365146				Intero Nevada, LLC	.DE	NIA	Intero Real Estate Services, Inc.	Ownership	100.000	Berkshire Hathaway Inc.	NO	
			35-2456545				OCTNC Partners I, LLC	.CA	NIA	Intero Real Estate Services, Inc.	Ownership	50.000	Berkshire Hathaway Inc.	NO	
			42-1309189				Midland Escrow Services, Inc.	.IA	NIA	Iowa Realty Co., Inc.	Ownership	100.000	Berkshire Hathaway Inc.	NO	
			42-1329950				The Referral Co.	.IA	NIA	Iowa Realty Co., Inc.	Ownership	100.000	Berkshire Hathaway Inc.	NO	
			42-1524809				Iowa Title Linn County II, LLC	.IA	NIA	Iowa Title Company	Ownership	70.000	Berkshire Hathaway Inc.	NO	
			98-1548281				IPS Architect Services Canada Inc.	.CAN	NIA	IPS-Integrated Project Services GmbH	Ownership	49.000	Berkshire Hathaway Inc.	NO	
							IPS-Integrated Project Services (Germany) GmbH	.DEU	NIA	IPS-Integrated Project Services GmbH	Ownership	100.000	Berkshire Hathaway Inc.	NO	
			98-1469538				IPS-Integrated Project Services, ULC	.CAN	NIA	IPS-Integrated Project Services GmbH	Ownership	100.000	Berkshire Hathaway Inc.	NO	
			98-1345844				IPS-Integrated Project Services (Ireland) Limited	.IRL	NIA	IPS-Integrated Project Services Limited	Ownership	100.000	Berkshire Hathaway Inc.	NO	
			98-1381700				IPS-Integrated Project Services GmbH	.CHE	NIA	IPS-Integrated Project Services Limited	Ownership	100.000	Berkshire Hathaway Inc.	NO	
			98-1344891				Anchorbuoy Ltd	.IMN	NIA	IPS-Integrated Project Services, LLC	Ownership	100.000	Berkshire Hathaway Inc.	NO	
			98-1638183				DGS-IPS, LLC	.DE	NIA	IPS-Integrated Project Services, LLC	Ownership	49.000	Berkshire Hathaway Inc.	NO	
			82-2226617				Ercom Engineers, Private Limited	.IND	NIA	IPS-Integrated Project Services, LLC	Ownership	18.430	Berkshire Hathaway Inc.	NO	
							Integrated Project Services International Pvt Ltd.	.IND	NIA	IPS-Integrated Project Services, LLC	Ownership	85.000	Berkshire Hathaway Inc.	NO	
			98-1169612				IPS Bioengineering Technology (Shanghai) Co., Ltd.	.CHN	NIA	IPS-Integrated Project Services, LLC	Ownership	100.000	Berkshire Hathaway Inc.	NO	
			38-4155004				IPS BioPharmaceutical Technical Consulting (Tianjin) Limited Liability Company	.CHN	NIA	IPS-Integrated Project Services, LLC	Ownership	100.000	Berkshire Hathaway Inc.	NO	
			98-1169890				IPS Professional Engineers and Architects, PC	.PA	NIA	IPS-Integrated Project Services, LLC	Ownership	100.000	Berkshire Hathaway Inc.	NO	
			27-2909419				IPS-Integrated Project Services Corp.	.PA	NIA	IPS-Integrated Project Services, LLC	Ownership	100.000	Berkshire Hathaway Inc.	NO	
			23-2865978				IPS-Integrated Project Services Limited	.GBR	NIA	IPS-Integrated Project Services, LLC	Ownership	100.000	Berkshire Hathaway Inc.	NO	
			98-1169585				IPS-Integrated Project Services, Pvt Ltd	.SGP	NIA	IPS-Integrated Project Services, LLC	Ownership	100.000	Berkshire Hathaway Inc.	NO	
			98-1198327				IPS-Mehtalia, Private Limited	.IND	NIA	IPS-Integrated Project Services, LLC	Ownership	99.000	Berkshire Hathaway Inc.	NO	
			80-0736836				IPS-Servicos de Projetos Integrados Ltda	.BRA	NIA	IPS-Integrated Project Services, LLC	Ownership	99.000	Berkshire Hathaway Inc.	NO	
			98-1105723				Summit Insurance Limited	.CYM	NIA	IPS-Integrated Project Services, LLC	Ownership	100.000	Berkshire Hathaway Inc.	NO	
			98-0171613				The Cardinal Group USA, LLC	.DE	NIA	IPS-Integrated Project Services, LLC	Ownership	80.000	Berkshire Hathaway Inc.	NO	
			46-5038882				IPS-Servicos de Projetos integres (Quebec) S.E.N.C.	.CAN	NIA	IPS-Integrated Project Services, ULC	Ownership	49.000	Berkshire Hathaway Inc.	NO	

53.53

ANNUAL STATEMENT FOR THE YEAR 2022 OF THE General Re Life Corporation

SCHEDULE Y

PART 1A - DETAIL OF INSURANCE HOLDING COMPANY SYSTEM

1	2	3	4	5	6	7	8	9	10	11	12	13	14	15	16
Group Code	Group Name	NAIC Company Code	ID Number	Federal RSSD	CIK	Name of Securities Exchange if Publicly Traded (U.S. or International)	Names of Parent, Subsidiaries Or Affiliates	Domi-ciliary Location	Relation-ship to Reporting Entity	Directly Controlled by (Name of Entity/Person)	Type of Control (Ownership, Board, Management, Attorney-in-Fact, Influence, Other)	If Control is Ownership Provide Percentage	Ultimate Controlling Entity(ies)/Person(s)	Is an SCA Filing Re-quired? (Yes/No)	*
			06-1285387				Iroquois Gas Transmission System L.P.	DE	NIA	Iroquois GP Holding Company, LLC	Ownership	25.930	Berkshire Hathaway Inc.	NO	
			06-1285387				Iroquois Gas Transmission System L.P.	DE	NIA	Iroquois, Inc.	Ownership	24.070	Berkshire Hathaway Inc.	NO	
			55-0704971				Iroquois GP Holding Company, LLC	DE	NIA	Iroquois, Inc.	Ownership	100.000	Berkshire Hathaway Inc.	NO	
							Iskar Gulf Trading L.L.C	ARE	NIA	Iskar Gulf Holding Ltd	Ownership	100.000	Berkshire Hathaway Inc.	NO	
							I.G.R.E.C. Grundstucksverwaltungs Gmbh	DEU	NIA	Iskar Hartmetall A.G.	Ownership	100.000	Berkshire Hathaway Inc.	NO	
							Ingersoll Cutting Tools De Mexico, Sa De C.V.	MEX	NIA	Iskar Hartmetall A.G.	Ownership	0.002	Berkshire Hathaway Inc.	NO	
							Iskar Australia Pty. Limited	AUS	NIA	Iskar Hartmetall A.G.	Ownership	100.000	Berkshire Hathaway Inc.	NO	
							Iskar DO Brasil Comercial Ltda.	BRA	NIA	Iskar Hartmetall A.G.	Ownership	0.000	Berkshire Hathaway Inc.	NO	
							Iskar France S.A.S.	FRA	NIA	Iskar Hartmetall A.G.	Ownership	99.960	Berkshire Hathaway Inc.	NO	
							Iskar Hungary Kft	HUN	NIA	Iskar Hartmetall A.G.	Ownership	3.333	Berkshire Hathaway Inc.	NO	
							Iskar Portugal-Tools And Machinery, S.A.	PRT	NIA	Iskar Hartmetall A.G.	Ownership	0.010	Berkshire Hathaway Inc.	NO	
							Sci Ifreco	FRA	NIA	Iskar Hartmetall A.G.	Ownership	1.000	Berkshire Hathaway Inc.	NO	
							Sutol AG	CHE	NIA	Iskar Hartmetall A.G.	Ownership	100.000	Berkshire Hathaway Inc.	NO	
							Taegutec Slovakia S.R.O	SVK	NIA	Iskar Hartmetall A.G.	Ownership	0.045	Berkshire Hathaway Inc.	NO	
							Iskar Portugal-Tools And Machinery, S.A.	PRT	NIA	Iskar Iberica S.A.	Ownership	99.960	Berkshire Hathaway Inc.	NO	
							Ingersoll Hungary Kft	HUN	NIA	Iskar Ltd.	Ownership	0.827	Berkshire Hathaway Inc.	NO	
							Iskar Benelux S.A	BEL	NIA	Iskar Ltd.	Ownership	0.067	Berkshire Hathaway Inc.	NO	
							Iskar De Mexico S.A. De C.V.	MEX	NIA	Iskar Ltd.	Ownership	0.002	Berkshire Hathaway Inc.	NO	
							Iskar France S.A.S.	FRA	NIA	Iskar Ltd.	Ownership	0.040	Berkshire Hathaway Inc.	NO	
							Iskar Greece S.A.	GRC	NIA	Iskar Ltd.	Ownership	0.167	Berkshire Hathaway Inc.	NO	
							Iskar Portugal-Tools And Machinery, S.A.	PRT	NIA	Iskar Ltd.	Ownership	0.010	Berkshire Hathaway Inc.	NO	
							Metaor - Metal Injection Industries Ltd.	ISR	NIA	Iskar Ltd.	Ownership	100.000	Berkshire Hathaway Inc.	NO	
							Micron 3DP LTD	ISR	NIA	Iskar Ltd.	Ownership	51.000	Berkshire Hathaway Inc.	NO	
							S.C. TaeguTec Tools S.R.L.	ROU	NIA	Iskar Ltd.	Ownership	1.000	Berkshire Hathaway Inc.	NO	
							Shafir Production Systems Ltd.	ISR	NIA	Iskar Ltd.	Ownership	51.000	Berkshire Hathaway Inc.	NO	
							Tungaloy do Brasil Comercio DE Ferramentas DE Corte Ltda	BRA	NIA	Iskar Ltd.	Ownership	0.004	Berkshire Hathaway Inc.	NO	
							Tungaloy India Private Limited	IND	NIA	Iskar Ltd.	Ownership	0.020	Berkshire Hathaway Inc.	NO	
							Preco Sp.Z.O.O.	POL	NIA	Iskar Poland Sp. Z.o.o.	Ownership	1.000	Berkshire Hathaway Inc.	NO	
			20-2178725				Berkshire Production Supply LLC	MI	NIA	ITTI Group USA Holdings, Inc.	Ownership	1.000	Berkshire Hathaway Inc.	NO	
			81-0936710				CTMS North America, Inc.	DE	NIA	ITTI Group USA Holdings, Inc.	Ownership	100.000	Berkshire Hathaway Inc.	NO	
			75-2546832				D.I. Properties Inc.	TX	NIA	ITTI Group USA Holdings, Inc.	Ownership	100.000	Berkshire Hathaway Inc.	NO	
			75-2908703				Ingersoll Cutting Tool Company Inc.	DE	NIA	ITTI Group USA Holdings, Inc.	Ownership	100.000	Berkshire Hathaway Inc.	NO	
			11-2129228				Iskar Metals Inc.	NJ	NIA	ITTI Group USA Holdings, Inc.	Ownership	100.000	Berkshire Hathaway Inc.	NO	
			37-1737373				ITTI Investment Holdings Inc.	DE	NIA	ITTI Group USA Holdings, Inc.	Ownership	100.000	Berkshire Hathaway Inc.	NO	
			74-1990355				Tool-Flo Manufacturing, Inc	TX	NIA	ITTI Group USA Holdings, Inc.	Ownership	100.000	Berkshire Hathaway Inc.	NO	
			20-2178725				Berkshire Production Supply LLC	MI	NIA	ITTI Investment Holdings Inc.	Ownership	99.000	Berkshire Hathaway Inc.	NO	
			01-0227197				Butler Brothers Supply Division, LLC	DE	NIA	ITTI Investment Holdings Inc.	Ownership	51.000	Berkshire Hathaway Inc.	NO	
			81-5238636				CMT Industrial Solutions, LLC	DE	NIA	ITTI Investment Holdings Inc.	Ownership	99.000	Berkshire Hathaway Inc.	NO	
			83-3800689				Cutting Tools Holdings, LLC	DE	NIA	ITTI Investment Holdings Inc.	Ownership	90.000	Berkshire Hathaway Inc.	NO	
			37-0900539				Decatur Custom Tool, LLC	DE	NIA	ITTI Investment Holdings Inc.	Ownership	51.000	Berkshire Hathaway Inc.	NO	
			83-3043953				EWIE Group of Companies, LLC	DE	NIA	ITTI Investment Holdings Inc.	Ownership	19.000	Berkshire Hathaway Inc.	NO	
			34-1237442				IMCO Carbide Tool Inc.	DE	NIA	ITTI Investment Holdings Inc.	Ownership	51.000	Berkshire Hathaway Inc.	NO	
			63-0854239				Industrial Tooling & Supply LLC	DE	NIA	ITTI Investment Holdings Inc.	Ownership	51.000	Berkshire Hathaway Inc.	NO	
			38-2777964				Iwen Tool Supply, LLC	DE	NIA	ITTI Investment Holdings Inc.	Ownership	51.000	Berkshire Hathaway Inc.	NO	
			25-1261676				James H. Cross Co., LLC	DE	NIA	ITTI Investment Holdings Inc.	Ownership	51.000	Berkshire Hathaway Inc.	NO	
			94-1492715				Macpherson Western Tool & Supply Co., LLC	DE	NIA	ITTI Investment Holdings Inc.	Ownership	100.000	Berkshire Hathaway Inc.	NO	
			27-0168957				Manufacturing Solutions of Minnesota, LLC	DE	NIA	ITTI Investment Holdings Inc.	Ownership	51.000	Berkshire Hathaway Inc.	NO	

53 54

ANNUAL STATEMENT FOR THE YEAR 2022 OF THE General Re Life Corporation

SCHEDULE Y

PART 1A - DETAIL OF INSURANCE HOLDING COMPANY SYSTEM

1	2	3	4	5	6	7	8	9	10	11	12	13	14	15	16
Group Code	Group Name	NAIC Company Code	ID Number	Federal RSSD	CIK	Name of Securities Exchange if Publicly Traded (U.S. or International)	Names of Parent, Subsidiaries Or Affiliates	Domi-ciliary Location	Relation-ship to Reporting Entity	Directly Controlled by (Name of Entity/Person)	Type of Control (Ownership, Board, Management, Attorney-in-Fact, Influence, Other)	If Control is Ownership Provide Percentage	Ultimate Controlling Entity(ies)/Person(s)	Is an SCA Filing Re-quired? (Yes/No)	*
			82-5373403				Precision Cutting Tools, LLC	DE	NIA	ITTI Investment Holdings Inc.	Ownership	51.000	Berkshire Hathaway Inc.	NO	
			54-1609767				Southwest Tooling Supply, LLC	DE	NIA	ITTI Investment Holdings Inc.	Ownership	80.100	Berkshire Hathaway Inc.	NO	
			98-1279867				Jaz Toys UK Ltd	GBR	NIA	Jaz Toys HK Limited	Ownership	100.000	Berkshire Hathaway Inc.	NO	
			98-1536047				Jazwares S. de R.L. de C.V.	MEX	NIA	Jaz Toys HK Limited	Ownership	99.900	Berkshire Hathaway Inc.	NO	
			98-1356068				Wicked Cool (HK) Limited	HKG	NIA	Jaz Toys HK Limited	Ownership	100.000	Berkshire Hathaway Inc.	NO	
			98-1655884				Jaz Toys UK Ltd. French Branch	FRA	NIA	Jaz Toys UK Ltd	Ownership	100.000	Berkshire Hathaway Inc.	NO	
			98-1536047				Jazwares Europe GmbH & Co. KG	DEU	NIA	Jaz Toys UK Ltd	Ownership	100.000	Berkshire Hathaway Inc.	NO	
			98-1536047				Jazwares Europe Management GmbH	DEU	NIA	Jaz Toys UK Ltd	Ownership	100.000	Berkshire Hathaway Inc.	NO	
			98-1536047				Jazwares S. de R.L. de C.V.	MEX	NIA	Jaz Toys UK Ltd	Ownership	0.100	Berkshire Hathaway Inc.	NO	
			98-1279860				Jazwares Canada LP	DE	NIA	Jazwares Canada Holdings Inc.	Ownership	0.100	Berkshire Hathaway Inc.	NO	
			82-1541168				Jazwares GmbH	DEU	NIA	Jazwares Europe GmbH & Co. KG	Ownership	100.000	Berkshire Hathaway Inc.	NO	
			47-2615350				955 Shotgun Road, LLC	FL	NIA	Jazwares, LLC	Ownership	100.000	Berkshire Hathaway Inc.	NO	
			47-4653839				1067 Studios, LLC	FL	NIA	Jazwares, LLC	Ownership	100.000	Berkshire Hathaway Inc.	NO	
			86-1941206				Jazwares Canada Holdings Inc.	DE	NIA	Jazwares, LLC	Ownership	100.000	Berkshire Hathaway Inc.	NO	
			84-5160796				Jazwares Canada LP	DE	NIA	Jazwares, LLC	Ownership	99.900	Berkshire Hathaway Inc.	NO	
			81-5112846				Kelly Toys Holdings, LLC	DE	NIA	Jazwares, LLC	Ownership	100.000	Berkshire Hathaway Inc.	NO	
			82-3787181				Wicked Cool Toys Holdings, LLC	DE	NIA	Jazwares, LLC	Ownership	100.000	Berkshire Hathaway Inc.	NO	
			61-1326644				Zag Toys, LLC	DE	NIA	Jazwares, LLC	Ownership	25.000	Berkshire Hathaway Inc.	NO	
			98-0382237				JBRC, Inc.	KY	NIA	Jim Huff Realty, Inc.	Ownership	100.000	Berkshire Hathaway Inc.	NO	
			84-1359815				Johns Manville Asia Trading Co., Ltd.	CHN	NIA	Johns Manville	Ownership	100.000	Berkshire Hathaway Inc.	NO	
			98-0681826				Johns Manville Canada, Inc.	CAN	NIA	Johns Manville	Ownership	100.000	Berkshire Hathaway Inc.	NO	
			84-4036738				Johns Manville China, Ltd.	DE	NIA	Johns Manville	Ownership	100.000	Berkshire Hathaway Inc.	NO	
			98-1272652				Johns Manville Europe GmbH	DEU	NIA	Johns Manville	Ownership	100.000	Berkshire Hathaway Inc.	NO	
			98-1224002				Johns Manville Hillsboro Plant LLC	TX	NIA	Johns Manville	Ownership	100.000	Berkshire Hathaway Inc.	NO	
			84-1051293				Johns Manville LTD	GBR	NIA	Johns Manville	Ownership	100.000	Berkshire Hathaway Inc.	NO	
			98-1283525				Johns Manville Ltd. (West Africa) Ltd.	NGA	NIA	Johns Manville	Ownership	100.000	Berkshire Hathaway Inc.	NO	
			13-0889690				Nord Bitumi Canada Limited	CAN	NIA	Johns Manville	Ownership	100.000	Berkshire Hathaway Inc.	NO	
			13-6034039				Rocky Mountain International Insurance Ltd.	BMU	NIA	Johns Manville	Ownership	100.000	Berkshire Hathaway Inc.	NO	
			98-1036381				Seventeenth Street Realty, Inc.	CO	NIA	Johns Manville	Ownership	100.000	Berkshire Hathaway Inc.	NO	
			98-1036399				Johns Manville Luoyang Nonwovens Co., Ltd.	CHN	NIA	Johns Manville China, Ltd.	Ownership	25.000	Berkshire Hathaway Inc.	NO	
			98-1036388				Johns Manville	DE	NIA	Johns Manville Corporation	Ownership	100.000	Berkshire Hathaway Inc.	NO	
			98-1094419				Johns Manville Fund, Inc.	DE	NIA	Johns Manville Corporation	Ownership	100.000	Berkshire Hathaway Inc.	NO	
			99-0373178				Manville Mexicana S.A. de C.V.	MEX	NIA	Johns Manville Corporation	Ownership	100.000	Berkshire Hathaway Inc.	NO	
							Castigliano Vermögensverwaltungs GmbH	DEU	NIA	Johns Manville Europe GmbH	Ownership	100.000	Berkshire Hathaway Inc.	NO	
							Johns Manville Benelux N.V.	BEL	NIA	Johns Manville Europe GmbH	Ownership	99.960	Berkshire Hathaway Inc.	NO	
							Johns Manville France S.A.R.L.	FRA	NIA	Johns Manville Europe GmbH	Ownership	100.000	Berkshire Hathaway Inc.	NO	
							Johns Manville GmbH	DEU	NIA	Johns Manville Europe GmbH	Ownership	100.000	Berkshire Hathaway Inc.	NO	
							Johns Manville International B.V.	NLD	NIA	Johns Manville Europe GmbH	Ownership	100.000	Berkshire Hathaway Inc.	NO	
							Johns Manville S.r.l.	ITA	NIA	Johns Manville Europe GmbH	Ownership	100.000	Berkshire Hathaway Inc.	NO	
							Johns Manville Sales GmbH	DEU	NIA	Johns Manville Europe GmbH	Ownership	100.000	Berkshire Hathaway Inc.	NO	
							Johns Manville Slovakia, a.s.	SVK	NIA	Johns Manville Europe GmbH	Ownership	100.000	Berkshire Hathaway Inc.	NO	
							Industriepark Werk Bobingen GmbH and Co. KG	DEU	NIA	Johns Manville GmbH	Ownership	57.143	Berkshire Hathaway Inc.	NO	
							Industriepark Werk Bobingen Verwaltungs GmbH	DEU	NIA	Johns Manville GmbH	Ownership	57.143	Berkshire Hathaway Inc.	NO	
							Polywert GmbH	DEU	NIA	Johns Manville GmbH	Ownership	33.660	Berkshire Hathaway Inc.	NO	
							Johns Manville Polska Sp. z o.o.	POL	NIA	Johns Manville International B.V.	Ownership	99.500	Berkshire Hathaway Inc.	NO	
							Schuller GmbH	DEU	NIA	Johns Manville International B.V.	Ownership	100.000	Berkshire Hathaway Inc.	NO	

ANNUAL STATEMENT FOR THE YEAR 2022 OF THE General Re Life Corporation

SCHEDULE Y

PART 1A - DETAIL OF INSURANCE HOLDING COMPANY SYSTEM

1	2	3	4	5	6	7	8	9	10	11	12	13	14	15	16
Group Code	Group Name	NAIC Company Code	ID Number	Federal RSSD	CIK	Name of Securities Exchange if Publicly Traded (U.S. or International)	Names of Parent, Subsidiaries Or Affiliates	Domiciliary Location	Relationship to Reporting Entity	Directly Controlled by (Name of Entity/Person)	Type of Control (Ownership, Board, Management, Attorney-in-Fact, Influence, Other)	If Control is Ownership Provide Percentage	Ultimate Controlling Entity(ies)/Person(s)	Is an SCA Filing Required? (Yes/No)	*
							Johns Manville Sales GmbH	.RUS	NIA	Johns Manville Sales GmbH	Ownership	100.000	Berkshire Hathaway Inc.	NO	
			98-1283525				Johns Manville Luoyang Nonwovens Co., Ltd.	.CHN	NIA	Johns Manville Shanghai Nonwovens Co., Ltd.	Ownership	75.000	Berkshire Hathaway Inc.	NO	
			47-1221512				TX Jumbo Road Wind, LLC	.DE	NIA	Jumbo Road Holdings, LLC	Ownership	100.000	Berkshire Hathaway Inc.	NO	
			75-2514347				Boot Royalty Company, L.P.	.DE	NIA	Justin Brands, Inc.	Ownership	100.000	Berkshire Hathaway Inc.	NO	
			75-1057577				H. J. Justin & Sons, Inc.	.TX	NIA	Justin Brands, Inc.	Ownership	100.000	Berkshire Hathaway Inc.	NO	
			45-2428886				Justin Brands Canada, LLC	.DE	NIA	Justin Brands, Inc.	Ownership	100.000	Berkshire Hathaway Inc.	NO	
			84-1097025				Empire Distributors of Colorado, Inc.	.CO	NIA	Kahn Ventures, Inc.	Ownership	100.000	Berkshire Hathaway Inc.	NO	
			56-1387714				Empire Distributors of North Carolina, Inc.	.GA	NIA	Kahn Ventures, Inc.	Ownership	100.000	Berkshire Hathaway Inc.	NO	
			62-1018924				Empire Distributors of Tennessee, Inc.	.TN	NIA	Kahn Ventures, Inc.	Ownership	100.000	Berkshire Hathaway Inc.	NO	
			58-0667553				Empire Distributors, Inc.	.GA	NIA	Kahn Ventures, Inc.	Ownership	100.000	Berkshire Hathaway Inc.	NO	
			47-3984792				Denver Rental, LLC	.CO	NIA	Kentwood, LLC	Ownership	100.000	Berkshire Hathaway Inc.	NO	
			26-0177066				Kentwood Commercial, LLC	.CO	NIA	Kentwood, LLC	Ownership	100.000	Berkshire Hathaway Inc.	NO	
			84-1475605				Kentwood Real Estate Cherry Creek, LLC	.CO	NIA	Kentwood, LLC	Ownership	100.000	Berkshire Hathaway Inc.	NO	
			84-1500134				Kentwood Real Estate City Properties, LLC	.CO	NIA	Kentwood, LLC	Ownership	100.000	Berkshire Hathaway Inc.	NO	
			26-0177012				Kentwood Real Estate DTC, LLC	.CO	NIA	Kentwood, LLC	Ownership	100.000	Berkshire Hathaway Inc.	NO	
			83-1803417				Kentwood Real Estate Northern Properties, LLC	.CO	NIA	Kentwood, LLC	Ownership	100.000	Berkshire Hathaway Inc.	NO	
			47-3977567				Kentwood Real Estate Services, LLC	.CO	NIA	Kentwood, LLC	Ownership	100.000	Berkshire Hathaway Inc.	NO	
							Shanghai Shaw Global Investment Consulting Co LTD (dba Shaw Global)	.CHN	NIA	Kido International Limited	Ownership	100.000	Berkshire Hathaway Inc.	NO	
			95-3211874				Klune Industries, Inc.	.CA	NIA	Klune Holdings, Inc.	Ownership	100.000	Berkshire Hathaway Inc.	NO	
			76-0185455				Kern River Gas Transmission Company	.DE	NIA	KR Holding, LLC	Ownership	100.000	Berkshire Hathaway Inc.	NO	
							KT Smit Mobile Cooperatie	.NLD	NIA	KT European Holdings, LLC	Ownership	0.010	Berkshire Hathaway Inc.	NO	
							GAS NL B.V.	.NLD	NIA	KT Smit Mobile Cooperatie	Ownership	100.000	Berkshire Hathaway Inc.	NO	
							GAS UK B.V.	.GBR	NIA	KT Smit Mobile Cooperatie	Ownership	100.000	Berkshire Hathaway Inc.	NO	
							Amarillo Gear (Jiangsu) Co., Ltd.	.CHN	NIA	Kunshan EcoWater Systems Company Limited	Ownership	100.000	Berkshire Hathaway Inc.	NO	
							EcoWater Systems (Shanghai) Co., Ltd.	.CHN	NIA	Kunshan EcoWater Systems Company Limited	Ownership	100.000	Berkshire Hathaway Inc.	NO	
							Aqua Works Private Limited	.IND	NIA	KX Technologies Pte. Ltd.	Ownership	1.000	Berkshire Hathaway Inc.	NO	
							Darling, L. A., S.A. de C.V.	.MEX	NIA	L. A. Darling Company LLC	Ownership	99.999	Berkshire Hathaway Inc.	NO	
			04-2294740				L.A. Darling Services, S.A. de C.V.	.MEX	NIA	L. A. Darling Company LLC	Ownership	99.900	Berkshire Hathaway Inc.	NO	
			36-3257622				Thorco Industries LLC	.DE	NIA	L. A. Darling Company LLC	Ownership	100.000	Berkshire Hathaway Inc.	NO	
							Megawood Mouldings Pty Ltd.	.AUS	NIA	Larson-Juhl Australia	Ownership	100.000	Berkshire Hathaway Inc.	NO	
							Larson-Juhl France S.A.R.L.	.FRA	NIA	Larson-Juhl France LLC	Ownership	100.000	Berkshire Hathaway Inc.	NO	
							Senelar Larson-Juhl S.A.	.FRA	NIA	Larson-Juhl France S.A.R.L.	Ownership	100.000	Berkshire Hathaway Inc.	NO	
							Larson-Juhl A.S.	.NOR	NIA	Larson-Juhl International LLC	Ownership	100.000	Berkshire Hathaway Inc.	NO	
							Larson-Juhl Australia	.AUS	NIA	Larson-Juhl International LLC	Ownership	100.000	Berkshire Hathaway Inc.	NO	
							Larson-Juhl Canada Ltd.	.CAN	NIA	Larson-Juhl International LLC	Ownership	100.000	Berkshire Hathaway Inc.	NO	
			58-2140956				Larson-Juhl France LLC	.GA	NIA	Larson-Juhl International LLC	Ownership	100.000	Berkshire Hathaway Inc.	NO	
			58-2233652				Larson-Juhl Germany	.DEU	NIA	Larson-Juhl International LLC	Ownership	100.000	Berkshire Hathaway Inc.	NO	
			58-2233650				Larson-Juhl Korea, Limited	.KOR	NIA	Larson-Juhl International LLC	Ownership	100.000	Berkshire Hathaway Inc.	NO	
							Larson-Juhl Netherlands B.V.	.NLD	NIA	Larson-Juhl International LLC	Ownership	100.000	Berkshire Hathaway Inc.	NO	
							Larson-Juhl New Zealand Limited	.NZL	NIA	Larson-Juhl International LLC	Ownership	100.000	Berkshire Hathaway Inc.	NO	
							Larson-Juhl Nippon Co., Ltd.	.JPN	NIA	Larson-Juhl International LLC	Ownership	100.000	Berkshire Hathaway Inc.	NO	
							Larson-Juhl Sweden A.B.	.SWE	NIA	Larson-Juhl International LLC	Ownership	100.000	Berkshire Hathaway Inc.	NO	
			58-2398627				Larson-Juhl US LLC	.GA	NIA	Larson-Juhl International LLC	Ownership	100.000	Berkshire Hathaway Inc.	NO	
							Northampton Acquisition Limited	.GBR	NIA	Larson-Juhl International LLC	Ownership	100.000	Berkshire Hathaway Inc.	NO	
			98-0221556				Barth Larson-Juhl B.V.	.NLD	NIA	Larson-Juhl Netherlands B.V.	Ownership	100.000	Berkshire Hathaway Inc.	NO	
							Larson-Juhl Qingdao Co. Ltd.	.CHN	NIA	Larson-Juhl Nippon Co., Ltd.	Ownership	100.000	Berkshire Hathaway Inc.	NO	

53.56

ANNUAL STATEMENT FOR THE YEAR 2022 OF THE General Re Life Corporation

SCHEDULE Y

PART 1A - DETAIL OF INSURANCE HOLDING COMPANY SYSTEM

1	2	3	4	5	6	7	8	9	10	11	12	13	14	15	16
Group Code	Group Name	NAIC Company Code	ID Number	Federal RSSD	CIK	Name of Securities Exchange if Publicly Traded (U.S. or International)	Names of Parent, Subsidiaries Or Affiliates	Domiciliary Location	Relationship to Reporting Entity	Directly Controlled by (Name of Entity/Person)	Type of Control (Ownership, Board, Management, Attorney-in-Fact, Influence, Other)	If Control is Ownership Provide Percentage	Ultimate Controlling Entity(ies)/Person(s)	Is an SCA Filing Required? (Yes/No)	*
							Tranasist A.B.	.SWE	NIA	Larson-Juhl Sweden A.B.	Ownership	100.000	Berkshire Hathaway Inc.	NO	
							Lira s.r.o.	.CZE	NIA	Larson-Juhl UK	Ownership	100.000	Berkshire Hathaway Inc.	NO	
							Leach & Garner (Guangzhou) Limited	.CHN	NIA	Leach & Garner (HK) Limited	Ownership	100.000	Berkshire Hathaway Inc.	NO	
			45-5010075				Apogee Metals LLC	.VA	NIA	LeachGarner, Inc.	Ownership	100.000	Berkshire Hathaway Inc.	NO	
			47-2871651				Textile Lourdes Limitada	.SLV	NIA	Lempa Services, Limitada, de C.V.	Ownership	12.440	Berkshire Hathaway Inc.	NO	
			81-3639985				Flow Improvers LLC	.DE	NIA	LiquidPower Specialty Products Inc.	Ownership	100.000	Berkshire Hathaway Inc.	NO	
							Highway 62 West LLC	.DE	NIA	LiquidPower Specialty Products Inc.	Ownership	100.000	Berkshire Hathaway Inc.	NO	
							LiquidPower Canada ULC	.CAN	NIA	LiquidPower Specialty Products Inc.	Ownership	100.000	Berkshire Hathaway Inc.	NO	
			47-1252217				LSP Holding, Inc.	.DE	NIA	LiquidPower Specialty Products Inc.	Ownership	100.000	Berkshire Hathaway Inc.	NO	
			47-1539501				LSP Transport, LLC	.DE	NIA	LiquidPower Specialty Products Inc.	Ownership	100.000	Berkshire Hathaway Inc.	NO	
			83-2547400				LSP Holdings Inc.	.DE	NIA	LiquidPower Specialty Products Inc.	Ownership	100.000	Berkshire Hathaway Inc.	NO	
							Lubrizol Specialty Products KAZ LLP	.KAZ	NIA	LiquidPower Specialty Products Inc.	Ownership	99.990	Berkshire Hathaway Inc.	NO	
							Lubrizol Specialty Products RUS LLC	.RUS	NIA	LiquidPower Specialty Products Inc.	Ownership	99.990	Berkshire Hathaway Inc.	NO	
			81-1386857				Optum Energy Solutions, LLC	.DE	NIA	LiquidPower Specialty Products Inc.	Ownership	100.000	Berkshire Hathaway Inc.	NO	
			48-0985586				Weaver Manufacturing, Inc.	.KS	NIA	LJ Aero Holdings, Inc.	Ownership	100.000	Berkshire Hathaway Inc.	NO	
			48-0816118				Brittain Machine, Inc.	.DE	NIA	LJ Synch Holdings, Inc.	Ownership	100.000	Berkshire Hathaway Inc.	NO	
			73-1110197				Helicomb International, Inc.	.OK	NIA	LJ Synch Holdings, Inc.	Ownership	100.000	Berkshire Hathaway Inc.	NO	
							LLC Iscar Ukraine	.UKR	NIA	LLC TaeguTec Ukraine	Ownership	100.000	Berkshire Hathaway Inc.	NO	
			82-5003723				Live GMF, LLC	.NE	NIA	LMG Ventures, LLC	Ownership	50.100	Berkshire Hathaway Inc.	NO	
			20-5216358				Prosperity Home Mortgage, LLC	.VA	NIA	Long & Foster Mortgage Ventures, Inc.	Ownership	100.000	Berkshire Hathaway Inc.	NO	
			27-0106408				Real Estate Knowledge Services, LLC	.CT	NIA	Long & Foster Mortgage Ventures, Inc.	Ownership	100.000	Berkshire Hathaway Inc.	NO	
			86-1802961				HomeServices Property Management, LLC	.DE	NIA	Long & Foster Real Estate, Inc.	Ownership	100.000	Berkshire Hathaway Inc.	NO	
			86-3659651				Insight Home Inspections, LLC	.DE	NIA	Long & Foster Real Estate, Inc.	Ownership	100.000	Berkshire Hathaway Inc.	NO	
			86-2901814				Northrop Realty, LLC	.DE	NIA	Long & Foster Real Estate, Inc.	Ownership	100.000	Berkshire Hathaway Inc.	NO	
							Lubrizol South Africa (Pty.) Ltd.	.ZAF	NIA	Lubrizol Adibis Holdings (UK) Limited	Ownership	99.000	Berkshire Hathaway Inc.	NO	
							Lubrizol Advanced Materials Netherlands B.V.	.NLD	NIA	Lubrizol Advanced Materials Europe BV	Ownership	100.000	Berkshire Hathaway Inc.	NO	
			98-0347241				Lubrizol Advanced Materials Spain, S.L.	.ESP	NIA	Lubrizol Advanced Materials Europe BV	Ownership	100.000	Berkshire Hathaway Inc.	NO	
			98-0342349				Lubrizol Southeast Asia (Pte.) Ltd.	.SGP	NIA	Lubrizol Advanced Materials Europe BV	Ownership	100.000	Berkshire Hathaway Inc.	NO	
			98-1041251				Warwick International Holdings EBT Limited	.GBR	NIA	Lubrizol Advanced Materials Europe BV	Ownership	100.000	Berkshire Hathaway Inc.	NO	
			98-1228770				Warwick International Holdings Limited	.GBR	NIA	Lubrizol Advanced Materials Europe BV	Ownership	100.000	Berkshire Hathaway Inc.	NO	
			98-1228768				Warwick International Intermediate Holdings Limited	.GBR	NIA	Lubrizol Advanced Materials Europe BV	Ownership	100.000	Berkshire Hathaway Inc.	NO	
			98-1228773				Lubrizol Advanced Materials Netherlands B.V.	.NLD	NIA	Lubrizol Advanced Materials Europe BV	Ownership	100.000	Berkshire Hathaway Inc.	NO	
			98-0347241				Lubrizol Advanced Materials Spain, S.L.	.ESP	NIA	Lubrizol Advanced Materials Europe BV	Ownership	100.000	Berkshire Hathaway Inc.	NO	
			98-0342349				Lubrizol Southeast Asia (Pte.) Ltd.	.SGP	NIA	Lubrizol Advanced Materials Europe BV	Ownership	100.000	Berkshire Hathaway Inc.	NO	
			98-1041251				Warwick International Holdings EBT Limited	.GBR	NIA	Lubrizol Advanced Materials Europe BV	Ownership	100.000	Berkshire Hathaway Inc.	NO	
			98-1228770				Warwick International Holdings Limited	.GBR	NIA	Lubrizol Advanced Materials Europe BV	Ownership	100.000	Berkshire Hathaway Inc.	NO	
			98-1228768				Warwick International Intermediate Holdings Limited	.GBR	NIA	Lubrizol Advanced Materials Europe BV	Ownership	100.000	Berkshire Hathaway Inc.	NO	
			98-1228773				Lubrizol Advanced Materials Netherlands B.V.	.NLD	NIA	Lubrizol Advanced Materials Europe BV	Ownership	100.000	Berkshire Hathaway Inc.	NO	
			98-0347241				Lubrizol Advanced Materials Spain, S.L.	.ESP	NIA	Lubrizol Advanced Materials Europe BV	Ownership	100.000	Berkshire Hathaway Inc.	NO	
			98-0342349				Lubrizol Southeast Asia (Pte.) Ltd.	.SGP	NIA	Lubrizol Advanced Materials Europe BV	Ownership	100.000	Berkshire Hathaway Inc.	NO	
			98-1041251				Warwick International Holdings EBT Limited	.GBR	NIA	Lubrizol Advanced Materials Europe BV	Ownership	100.000	Berkshire Hathaway Inc.	NO	
			98-1228770				Warwick International Holdings Limited	.GBR	NIA	Lubrizol Advanced Materials Europe BV	Ownership	100.000	Berkshire Hathaway Inc.	NO	
			98-1228768				Warwick International Intermediate Holdings Limited	.GBR	NIA	Lubrizol Advanced Materials Europe BV	Ownership	100.000	Berkshire Hathaway Inc.	NO	
			98-1228773				Lubrizol Advanced Materials Netherlands B.V.	.NLD	NIA	Lubrizol Advanced Materials Europe BV	Ownership	100.000	Berkshire Hathaway Inc.	NO	
			95-4071292				Noveon Hilton Davis, Inc.	.DE	NIA	Lubrizol Advanced Materials FCC, LLC	Ownership	100.000	Berkshire Hathaway Inc.	NO	
							Lubrizol Advanced Materials Holding Corporation	.DE	NIA	Lubrizol Advanced Materials Holding Corporation	Ownership	2.710	Berkshire Hathaway Inc.	NO	
			51-0408646				Lubrizol Global Management, Inc.	.DE	NIA	Lubrizol Advanced Materials Holding Corporation	Ownership	100.000	Berkshire Hathaway Inc.	NO	
			85-2245046				Point B Ventures, LLC	.DE	NIA	Lubrizol Advanced Materials International, LLC	Ownership	100.000	Berkshire Hathaway Inc.	NO	
							Lubrizol Advanced Materials, Inc.	.DE	NIA	Lubrizol Advanced Materials Netherlands B.V.	Ownership	100.000	Berkshire Hathaway Inc.	NO	
			13-4143915				Lubrizol Advanced Materials Malaysia Sdn. Bhd.	.MYS	NIA	Lubrizol Advanced Materials Netherlands B.V.	Ownership	100.000	Berkshire Hathaway Inc.	NO	
			98-0336497												

53.57

ANNUAL STATEMENT FOR THE YEAR 2022 OF THE General Re Life Corporation

SCHEDULE Y

PART 1A - DETAIL OF INSURANCE HOLDING COMPANY SYSTEM

1	2	3	4	5	6	7	8	9	10	11	12	13	14	15	16
Group Code	Group Name	NAIC Company Code	ID Number	Federal RSSD	CIK	Name of Securities Exchange if Publicly Traded (U.S. or International)	Names of Parent, Subsidiaries Or Affiliates	Domiciliary Location	Relationship to Reporting Entity	Directly Controlled by (Name of Entity/Person)	Type of Control (Ownership, Board, Management, Attorney-in-Fact, Influence, Other)	If Control is Ownership Provide Percentage	Ultimate Controlling Entity(ies)/Person(s)	Is an SCA Filing Required? (Yes/No)	*
			45-4759326				Avid Product Development, LLC	CO	NIA	Lubrizol Advanced Materials, Inc.	Ownership	100.000	Berkshire Hathaway Inc.	NO	
			75-2458638				Lipotec USA, Inc.	TX	NIA	Lubrizol Advanced Materials, Inc.	Ownership	100.000	Berkshire Hathaway Inc.	NO	
			51-0340498				Lubrizol Advanced Materials FCC, LLC	DE	NIA	Lubrizol Advanced Materials, Inc.	Ownership	100.000	Berkshire Hathaway Inc.	NO	
			31-1231786				Lubrizol Advanced Materials Holding Corporation	DE	NIA	Lubrizol Advanced Materials, Inc.	Ownership	100.000	Berkshire Hathaway Inc.	NO	
			51-0408646				Lubrizol Global Management, Inc.	DE	NIA	Lubrizol Advanced Materials, Inc.	Ownership	91.655	Berkshire Hathaway Inc.	NO	
			26-0557338				Lubrizol Life Science, Inc.	DE	NIA	Lubrizol Advanced Materials, Inc.	Ownership	100.000	Berkshire Hathaway Inc.	NO	
							Lubrizol Manufacturing India Private Limited	IND	NIA	Lubrizol Advanced Materials, Inc.	Ownership	26.000	Berkshire Hathaway Inc.	NO	
			23-2749752				Particle Sciences, Inc.	DE	NIA	Lubrizol Advanced Materials, Inc.	Ownership	100.000	Berkshire Hathaway Inc.	NO	
							S and L Specialty Polymers Co., Ltd.	THA	NIA	Lubrizol Advanced Materials, Inc.	Ownership	49.000	Berkshire Hathaway Inc.	NO	
							Lubrizol South Africa (Pty.) Ltd.	ZAF	NIA	Lubrizol Canada Limited	Ownership	1.000	Berkshire Hathaway Inc.	NO	
			98-1503752				Bavaria Medizin Technologie GmbH	DEU	NIA	Lubrizol Deutschland GmbH	Ownership	100.000	Berkshire Hathaway Inc.	NO	
			98-1266881				Lubrizol Deutschland Realty GmbH & Co. KG	DEU	NIA	Lubrizol Deutschland GmbH	Ownership	80.000	Berkshire Hathaway Inc.	NO	
							Lubrizol International Luxembourg S.a.r.l.	LUX	NIA	Lubrizol Global Management, Inc.	Ownership	100.000	Berkshire Hathaway Inc.	NO	
			98-1279098				Lubrizol International, Inc.	DE	NIA	Lubrizol Global Management, Inc.	Ownership	100.000	Berkshire Hathaway Inc.	NO	
							Lubrizol Management UK Limited	GBR	NIA	Lubrizol Global Management, Inc.	Ownership	100.000	Berkshire Hathaway Inc.	NO	
							Chemtool (UK) Ltd.	GBR	NIA	Lubrizol Holdings France SAS	Ownership	100.000	Berkshire Hathaway Inc.	NO	
			98-0564691				Lubrizol Adibis Holdings (UK) Limited	GBR	NIA	Lubrizol Holdings France SAS	Ownership	100.000	Berkshire Hathaway Inc.	NO	
			98-0209586				Lubrizol Advanced Materials Europe BV	BEL	NIA	Lubrizol Holdings France SAS	Ownership	100.000	Berkshire Hathaway Inc.	NO	
							Lubrizol Advanced Materials France SA	FRA	NIA	Lubrizol Holdings France SAS	Ownership	100.000	Berkshire Hathaway Inc.	NO	
							Lubrizol Advanced Materials Realty Europe BV	BEL	NIA	Lubrizol Holdings France SAS	Ownership	100.000	Berkshire Hathaway Inc.	NO	
			98-0339020				Lubrizol Advanced Materials Resin B.V.	NLD	NIA	Lubrizol Holdings France SAS	Ownership	100.000	Berkshire Hathaway Inc.	NO	
							Lubrizol Deutschland GmbH	DEU	NIA	Lubrizol Holdings France SAS	Ownership	93.000	Berkshire Hathaway Inc.	NO	
			98-0209583				Lubrizol Europe Coordination Center BV	BEL	NIA	Lubrizol Holdings France SAS	Ownership	100.000	Berkshire Hathaway Inc.	NO	
			90-0785520				Lubrizol France SAS	FRA	NIA	Lubrizol Holdings France SAS	Ownership	100.000	Berkshire Hathaway Inc.	NO	
			98-0398945				Lubrizol Italia S.r.l.	ITA	NIA	Lubrizol Holdings France SAS	Ownership	100.000	Berkshire Hathaway Inc.	NO	
			30-0660947				Lubrizol Limited	GBR	NIA	Lubrizol Holdings France SAS	Ownership	100.000	Berkshire Hathaway Inc.	NO	
							Lubrizol International Luxembourg S.a.r.l.								
			98-1268837				Lubrizol Holdings Netherlands B.V.	NLD	NIA	Lubrizol International Luxembourg S.a.r.l.	Ownership	100.000	Berkshire Hathaway Inc.	NO	
							Sanbrea Japan Limited	JPN	NIA	Lubrizol Japan Limited	Ownership	100.000	Berkshire Hathaway Inc.	NO	
			26-0557408				Vesta Intermediate Funding, Inc.	DE	NIA	Lubrizol Life Science, Inc.	Ownership	100.000	Berkshire Hathaway Inc.	NO	
							Lubrizol Advanced Materials India Private Limited	IND	NIA	Lubrizol Luxembourg S.a.r.l.	Ownership	26.000	Berkshire Hathaway Inc.	NO	
			98-1488682				Lubrizol Holdings France SAS	FRA	NIA	Lubrizol Luxembourg S.a.r.l.	Ownership	100.000	Berkshire Hathaway Inc.	NO	
							Lubrizol Overseas Trading Corporation & Co. KG	DEU	NIA	Lubrizol Luxembourg S.a.r.l.	Ownership	99.000	Berkshire Hathaway Inc.	NO	
							Lubrizol Shanghai Investments I Limited	HKG	NIA	Lubrizol Luxembourg S.a.r.l.	Ownership	100.000	Berkshire Hathaway Inc.	NO	
							Lubrizol Shanghai Investments II Limited	HKG	NIA	Lubrizol Luxembourg S.a.r.l.	Ownership	100.000	Berkshire Hathaway Inc.	NO	
			98-1062611				LZHS Spain, S.L.	ESP	NIA	Lubrizol Luxembourg S.a.r.l.	Ownership	100.000	Berkshire Hathaway Inc.	NO	
			52-2349524				Lubrizol Canada Limited	CAN	NIA	Lubrizol Management UK Limited	Ownership	100.000	Berkshire Hathaway Inc.	NO	
			98-1229344				Lubrizol do Brasil Aditivos, Ltda.	BRA	NIA	Lubrizol Management UK Limited	Ownership	100.000	Berkshire Hathaway Inc.	NO	
			98-1021536				Lubrizol Japan Limited	JPN	NIA	Lubrizol Management UK Limited	Ownership	100.000	Berkshire Hathaway Inc.	NO	
							Lubrizol Korea, Inc.	KOR	NIA	Lubrizol Management UK Limited	Ownership	100.000	Berkshire Hathaway Inc.	NO	
			98-0470798				Lubrizol Luxembourg S.a.r.l.	LUX	NIA	Lubrizol Management UK Limited	Ownership	100.000	Berkshire Hathaway Inc.	NO	
							Lubrizol Adibis (UK) Limited	GBR	NIA	Lubrizol Overseas Trading Corporation	Ownership	100.000	Berkshire Hathaway Inc.	NO	
							Lubrizol Advanced Materials International, LLC	DE	NIA	Lubrizol Overseas Trading Corporation	Ownership	100.000	Berkshire Hathaway Inc.	NO	

53.58

ANNUAL STATEMENT FOR THE YEAR 2022 OF THE General Re Life Corporation

SCHEDULE Y

PART 1A - DETAIL OF INSURANCE HOLDING COMPANY SYSTEM

1	2	3	4	5	6	7	8	9	10	11	12	13	14	15	16
Group Code	Group Name	NAIC Company Code	ID Number	Federal RSSD	CIK	Name of Securities Exchange if Publicly Traded (U.S. or International)	Names of Parent, Subsidiaries Or Affiliates	Domi-ciliary Location	Relation-ship to Reporting Entity	Directly Controlled by (Name of Entity/Person)	Type of Control (Ownership, Board, Management, Attorney-in-Fact, Influence, Other)	If Control is Ownership Provide Percentage	Ultimate Controlling Entity(ies)/Person(s)	Is an SCA Filing Re-quired? (Yes/No)	*
							Lubrizol de Mexico Comercial S. de R.L. de C.V.	.MEX	NIA	Lubrizol Overseas Trading Corporation	Ownership	99.990	Berkshire Hathaway Inc.	NO	
							Lubrizol Deutschland GmbH	.DEU	NIA	Lubrizol Overseas Trading Corporation	Ownership	1.000	Berkshire Hathaway Inc.	NO	
							Lubrizol Gesellschaft m.b.H.	.AUT	NIA	Lubrizol Overseas Trading Corporation	Ownership	100.000	Berkshire Hathaway Inc.	NO	
			51-0408646				Lubrizol Global Management, Inc.	.DE	NIA	Lubrizol Overseas Trading Corporation	Ownership	5.635	Berkshire Hathaway Inc.	NO	
							Lubrizol Overseas Trading Corporation & Co. KG	.DEU	NIA	Lubrizol Overseas Trading Corporation	Ownership	1.000	Berkshire Hathaway Inc.	NO	
			98-0470802				Lubrizol Servicios Tecnicos, S. de R.L. de C.V.	.MEX	NIA	Lubrizol Overseas Trading Corporation	Ownership	0.001	Berkshire Hathaway Inc.	NO	
							Lubrizol Turkey Özel Kimyasallar Yönetimi Limited Sirketi	.TUR	NIA	Lubrizol Overseas Trading Corporation	Ownership	100.000	Berkshire Hathaway Inc.	NO	
							Lubrizol Deutschland GmbH	.DEU	NIA	Lubrizol Overseas Trading Corporation & Co. KG	Ownership	6.000	Berkshire Hathaway Inc.	NO	
							Shanghai Lubrizol International Trading Co., Ltd.	.CHN	NIA	Lubrizol Shanghai Investments I Limited	Ownership	100.000	Berkshire Hathaway Inc.	NO	
							Lubrizol Management (Shanghai) Co., Ltd.	.CHN	NIA	Lubrizol Shanghai Investments II Limited	Ownership	100.000	Berkshire Hathaway Inc.	NO	
			98-1041273				Lubrizol Additive (Zhuhai) Co., Ltd.	.CHN	NIA	Lubrizol Southeast Asia (Pte.) Ltd.	Ownership	100.000	Berkshire Hathaway Inc.	NO	
							Lubrizol International Trading (Zhuhai) Co., Ltd.	.CHN	NIA	Lubrizol Southeast Asia (Pte.) Ltd.	Ownership	100.000	Berkshire Hathaway Inc.	NO	
							Lubrizol Specialty Chemicals Manufacturing (Shanghai) Co., Ltd.	.CHN	NIA	Lubrizol Southeast Asia (Pte.) Ltd.	Ownership	100.000	Berkshire Hathaway Inc.	NO	
			47-5418219				Lyra CSG1, LLC	.MN	NIA	Lyra Community Solar Gardens, LLC	Ownership	100.000	Berkshire Hathaway Inc.	NO	
			47-5429274				Lyra CSG2, LLC	.MN	NIA	Lyra Community Solar Gardens, LLC	Ownership	100.000	Berkshire Hathaway Inc.	NO	
			47-5443991				Lyra CSG3, LLC	.MN	NIA	Lyra Community Solar Gardens, LLC	Ownership	100.000	Berkshire Hathaway Inc.	NO	
							Lipotec, S.A.	.ESP	NIA	LZHS Spain, S.L.	Ownership	100.000	Berkshire Hathaway Inc.	NO	
			20-4293805				M & M Ranch Acquisition Company, LLC	.DE	NIA	M & M Ranch Holding Company, LLC	Ownership	100.000	Berkshire Hathaway Inc.	NO	
			93-0867881				Tool & Gage Associates, Inc.	.OR	NIA	Macpherson Western Tool & Supply Co., LLC	Ownership	100.000	Berkshire Hathaway Inc.	NO	
			06-1305441				Pan Am Shoe LLC	.DE	NIA	Macro Retailing, LLC	Ownership	100.000	Berkshire Hathaway Inc.	NO	
							Pasco Ltd.	.DOM	NIA	Macro Retailing, LLC	Ownership	100.000	Berkshire Hathaway Inc.	NO	
							Visayas Geothermal Power Company	.PHL	NIA	Magma Netherlands B.V.	Ownership	99.000	Berkshire Hathaway Inc.	NO	
			92-1157169				Black Rock Geothermal LLC	.DE	NIA	Magma Power Company	Ownership	100.000	Berkshire Hathaway Inc.	NO	
			47-0810718				CalEnergy Minerals LLC	.DE	NIA	Magma Power Company	Ownership	100.000	Berkshire Hathaway Inc.	NO	
			33-0268085				CalEnergy Operating Corporation	.DE	NIA	Magma Power Company	Ownership	100.000	Berkshire Hathaway Inc.	NO	
			27-1573694				CE Leathers Company	.CA	NIA	Magma Power Company	Ownership	100.000	Berkshire Hathaway Inc.	NO	
			47-0812159				CE Turbo LLC	.DE	NIA	Magma Power Company	Ownership	100.000	Berkshire Hathaway Inc.	NO	
			27-1573463				Del Ranch Company	.CA	NIA	Magma Power Company	Ownership	100.000	Berkshire Hathaway Inc.	NO	
			33-0335627				Desert Valley Company	.CA	NIA	Magma Power Company	Ownership	100.000	Berkshire Hathaway Inc.	NO	
			92-1538487				Earth Energy Power Link LLC	.DE	NIA	Magma Power Company	Ownership	100.000	Berkshire Hathaway Inc.	NO	
			27-1573610				Elmore Company	.CA	NIA	Magma Power Company	Ownership	100.000	Berkshire Hathaway Inc.	NO	
			98-4338071				Elmore North Geothermal LLC	.DE	NIA	Magma Power Company	Ownership	100.000	Berkshire Hathaway Inc.	NO	
			33-0453364				Fish Lake Power LLC	.DE	NIA	Magma Power Company	Ownership	100.000	Berkshire Hathaway Inc.	NO	
			95-2636966				Imperial Magma LLC	.DE	NIA	Magma Power Company	Ownership	100.000	Berkshire Hathaway Inc.	NO	
			33-0560469				Magma Land Company I	.NV	NIA	Magma Power Company	Ownership	100.000	Berkshire Hathaway Inc.	NO	
			33-0557782				Magma/Geo-83 JV	.CA	NIA	Magma Power Company	Ownership	90.000	Berkshire Hathaway Inc.	NO	
			92-1188544				Morton Bay Geothermal LLC	.DE	NIA	Magma Power Company	Ownership	100.000	Berkshire Hathaway Inc.	NO	
			33-0560471				Salton Sea Power Company	.NV	NIA	Magma Power Company	Ownership	100.000	Berkshire Hathaway Inc.	NO	
			27-1573861				Salton Sea Power Generation Company	.CA	NIA	Magma Power Company	Ownership	100.000	Berkshire Hathaway Inc.	NO	
			47-0810713				Salton Sea Power L.L.C.	.DE	NIA	Magma Power Company	Ownership	100.000	Berkshire Hathaway Inc.	NO	
			95-2636765				Vulcan Power Company	.NV	NIA	Magma Power Company	Ownership	100.000	Berkshire Hathaway Inc.	NO	
			95-3992087				Vulcan/BN Geothermal Power Company	.NV	NIA	Magma Power Company	Ownership	100.000	Berkshire Hathaway Inc.	NO	

ANNUAL STATEMENT FOR THE YEAR 2022 OF THE General Re Life Corporation

SCHEDULE Y
PART 1A - DETAIL OF INSURANCE HOLDING COMPANY SYSTEM

1	2	3	4	5	6	7	8	9	10	11	12	13	14	15	16
Group Code	Group Name	NAIC Company Code	ID Number	Federal RSSD	CIK	Name of Securities Exchange if Publicly Traded (U.S. or International)	Names of Parent, Subsidiaries Or Affiliates	Domiciliary Location	Relationship to Reporting Entity	Directly Controlled by (Name of Entity/Person)	Type of Control (Ownership, Board, Management, Attorney-in-Fact, Influence, Other)	If Control is Ownership Provide Percentage	Ultimate Controlling Entity(ies)/Person(s)	Is an SCA Filing Required? (Yes/No)	*
			56-2222613				Vanity Fair Brands, LP	DE	NIA	Magnolia Ventures LLC	Ownership	99.000	Berkshire Hathaway Inc.	NO	
			47-4258920				Mapleton CSG1, LLC	MN	NIA	Mapleton Community Solar, LLC	Ownership	100.000	Berkshire Hathaway Inc.	NO	
			47-4267285				Mapleton CSG2, LLC	MN	NIA	Mapleton Community Solar, LLC	Ownership	100.000	Berkshire Hathaway Inc.	NO	
							Admicornelius S.A. de CV	MEX	NIA	Marmon Beverage Technologies, Inc.	Ownership	0.200	Berkshire Hathaway Inc.	NO	
							Cornelius Beverage Technologies Belgium NV	BEL	NIA	Marmon Beverage Technologies, Inc.	Ownership	99.750	Berkshire Hathaway Inc.	NO	
							Cornelius Latino Americana SA de CV	MEX	NIA	Marmon Beverage Technologies, Inc.	Ownership	0.001	Berkshire Hathaway Inc.	NO	
							Cornelius Manufacturing de Mexico SA de CV	MEX	NIA	Marmon Beverage Technologies, Inc.	Ownership	99.990	Berkshire Hathaway Inc.	NO	
			41-0204600				Marmon Foodservice Technologies, Inc.	MN	NIA	Marmon Beverage Technologies, Inc.	Ownership	100.000	Berkshire Hathaway Inc.	NO	
			98-1041909				Sterling Crane (Australia) Pty Ltd	AUS	NIA	Marmon Construction Services (Australia) Holdings Pty Ltd	Ownership	100.000	Berkshire Hathaway Inc.	NO	
							NSW Cranes Pty Ltd	AUS	NIA	Marmon Crane (Australia) Pty Ltd	Ownership	100.000	Berkshire Hathaway Inc.	NO	
							WGC Crane Group Pty Limited	AUS	NIA	Marmon Crane (Australia) Pty Ltd	Ownership	100.000	Berkshire Hathaway Inc.	NO	
			82-1091115				Marmon Industrial Services LLC	DE	NIA	Marmon Crane Services, Inc.	Ownership	100.000	Berkshire Hathaway Inc.	NO	
			35-2208667				Procrane Holdings, Inc.	DE	NIA	Marmon Crane Services, Inc.	Ownership	100.000	Berkshire Hathaway Inc.	NO	
			14-1913807				Aero-Hose Corporation	FL	NIA	Marmon Distribution Services, Inc.	Ownership	100.000	Berkshire Hathaway Inc.	NO	
			87-0490125				BMB Machine Enterprises Inc.	UT	NIA	Marmon Distribution Services, Inc.	Ownership	100.000	Berkshire Hathaway Inc.	NO	
			41-1927805				Lakeland Manufacturing, Inc.	MN	NIA	Marmon Distribution Services, Inc.	Ownership	100.000	Berkshire Hathaway Inc.	NO	
			25-1209534				Marmon/Keystone LLC	DE	NIA	Marmon Distribution Services, Inc.	Ownership	100.000	Berkshire Hathaway Inc.	NO	
							Zephir SpA	ITA	NIA	Marmon Energy Italia S.r.l.	Ownership	100.000	Berkshire Hathaway Inc.	NO	
							Marmon Energy Italia S.r.l.	ITA	NIA	Marmon Energy Services Company	Ownership	100.000	Berkshire Hathaway Inc.	NO	
			52-1045483				Marmon Wire & Cable, Inc.	DE	NIA	Marmon Energy Services Company	Ownership	100.000	Berkshire Hathaway Inc.	NO	
			30-0759982				UTLX Company	DE	NIA	Marmon Energy Services Company	Ownership	100.000	Berkshire Hathaway Inc.	NO	
							Marmon Engine Technologies Mexico, S.A. de C.V.	MEX	NIA	Marmon Engine Technologies LLC	Ownership	0.100	Berkshire Hathaway Inc.	NO	
			36-3483349				Anderson Copper and Brass Company LLC	DE	NIA	Marmon Engineered Components Company	Ownership	100.000	Berkshire Hathaway Inc.	NO	
			34-1537181				Atlas Bolt & Screw Company LLC	DE	NIA	Marmon Engineered Components Company	Ownership	100.000	Berkshire Hathaway Inc.	NO	
			20-0619730				Cerro Fabricated Products LLC	DE	NIA	Marmon Engineered Components Company	Ownership	100.000	Berkshire Hathaway Inc.	NO	
			38-3752675				CMPC Transition LLC	DE	NIA	Marmon Engineered Components Company	Ownership	100.000	Berkshire Hathaway Inc.	NO	
			23-2833579				Koehler-Bright Star LLC	DE	NIA	Marmon Engineered Components Company	Ownership	100.000	Berkshire Hathaway Inc.	NO	
			32-0023593				Marmon Distribution Services, Inc.	DE	NIA	Marmon Engineered Components Company	Ownership	100.000	Berkshire Hathaway Inc.	NO	
							Marmon Safety Group, S.A.	HND	NIA	Marmon Engineered Components Company	Ownership	100.000	Berkshire Hathaway Inc.	NO	
							Marmon Tubing, Fittings & Wire Products, Inc.	DE	NIA	Marmon Engineered Components Company	Ownership	100.000	Berkshire Hathaway Inc.	NO	
			61-1420473				Nylok LLC	DE	NIA	Marmon Engineered Components Company	Ownership	100.000	Berkshire Hathaway Inc.	NO	
			27-1338308				Nylok S. de R.L. de C.V.	MEX	NIA	Marmon Engineered Components Company	Ownership	99.000	Berkshire Hathaway Inc.	NO	
			23-2213540				Pan American Screw LLC	DE	NIA	Marmon Engineered Components Company	Ownership	100.000	Berkshire Hathaway Inc.	NO	
			59-2744550				Penn Aluminum International LLC	DE	NIA	Marmon Engineered Components Company	Ownership	100.000	Berkshire Hathaway Inc.	NO	
							PRISM Mexico, S. De R.L. De C.V.	MEX	NIA	Marmon Engineered Components Company	Ownership	99.000	Berkshire Hathaway Inc.	NO	
							Procoves SAS	FRA	NIA	Marmon Engineered Components Company	Ownership	100.000	Berkshire Hathaway Inc.	NO	
			82-3434044				Sonnax Transmission Company	DE	NIA	Marmon Engineered Components Company	Ownership	100.000	Berkshire Hathaway Inc.	NO	
			95-4062015				Tucker Safety Products, Inc.	CO	NIA	Marmon Engineered Components Company	Ownership	100.000	Berkshire Hathaway Inc.	NO	
			36-3454715				Wells Lamont Industry Group LLC	DE	NIA	Marmon Engineered Components Company	Ownership	100.000	Berkshire Hathaway Inc.	NO	
			56-1717365				Workflow LLC	NC	NIA	Marmon Engineered Components Company	Ownership	100.000	Berkshire Hathaway Inc.	NO	
			46-5716004				Angelo Po America Inc.	DE	NIA	Marmon Food, Beverage & Water Technologies Company LLC	Ownership	100.000	Berkshire Hathaway Inc.	NO	
							Cornelius Australia Pty Ltd	AUS	NIA	Marmon Food, Beverage & Water Technologies Company LLC	Ownership	100.000	Berkshire Hathaway Inc.	NO	
			98-0161129				Cornelius Deutschland GmbH	DEU	NIA	Marmon Food, Beverage & Water Technologies Company LLC	Ownership	95.000	Berkshire Hathaway Inc.	NO	

53.60

ANNUAL STATEMENT FOR THE YEAR 2022 OF THE General Re Life Corporation

SCHEDULE Y

PART 1A - DETAIL OF INSURANCE HOLDING COMPANY SYSTEM

1	2	3	4	5	6	7	8	9	10	11	12	13	14	15	16
Group Code	Group Name	NAIC Company Code	ID Number	Federal RSSD	CIK	Name of Securities Exchange if Publicly Traded (U.S. or International)	Names of Parent, Subsidiaries Or Affiliates	Domi-ciliary Location	Relation-ship to Reporting Entity	Directly Controlled by (Name of Entity/Person)	Type of Control (Ownership, Board, Management, Attorney-in-Fact, Influence, Other)	If Control is Ownership Provide Percentage	Ultimate Controlling Entity(ies)/Person(s)	Is an SCA Filing Re-quired? (Yes/No)	*
							Cornelius Italia S.r.l.	.ITA	NIA	Marmon Food, Beverage & Water Technologies Company LLC	Ownership	100.000	Berkshire Hathaway Inc.	NO	
			46-4107454				Cornelius Tianjin Holdings LLC	.DE	NIA	Marmon Food, Beverage & Water Technologies Company LLC	Ownership	100.000	Berkshire Hathaway Inc.	NO	
			41-1506059				Marmon Beverage Technologies, Inc.	.DE	NIA	Marmon Food, Beverage & Water Technologies Company LLC	Ownership	100.000	Berkshire Hathaway Inc.	NO	
							Marmon Cornelius (Singapore) Pte. Ltd.	.SGP	NIA	Marmon Food, Beverage & Water Technologies Company LLC	Ownership	100.000	Berkshire Hathaway Inc.	NO	
							Marmon Food and Beverage Technologies India Private Limited	.IND	NIA	Marmon Food, Beverage & Water Technologies Company LLC	Ownership	99.200	Berkshire Hathaway Inc.	NO	
							Marmon Foodservice Technologies UK Limited	.GBR	NIA	Marmon Food, Beverage & Water Technologies Company LLC	Ownership	100.000	Berkshire Hathaway Inc.	NO	
			37-1437580				Marmon Water, Inc.	.DE	NIA	Marmon Food, Beverage & Water Technologies Company LLC	Ownership	100.000	Berkshire Hathaway Inc.	NO	
							Cornelius Hellas SA	.GRC	NIA	Marmon Foodservice Technologies UK Limited	Ownership	100.000	Berkshire Hathaway Inc.	NO	
							Admicornelius S.A. de CV	.MEX	NIA	Marmon Foodservice Technologies, Inc.	Ownership	99.800	Berkshire Hathaway Inc.	NO	
			98-0161129				Cornelius Beverage Technologies Belgium NV	.BEL	NIA	Marmon Foodservice Technologies, Inc.	Ownership	0.250	Berkshire Hathaway Inc.	NO	
							Cornelius Deutschland GmbH	.DEU	NIA	Marmon Foodservice Technologies, Inc.	Ownership	5.000	Berkshire Hathaway Inc.	NO	
							Cornelius Latino Americana SA de CV	.MEX	NIA	Marmon Foodservice Technologies, Inc.	Ownership	99.999	Berkshire Hathaway Inc.	NO	
							Cornelius RUS LLC	.RUS	NIA	Marmon Foodservice Technologies, Inc.	Ownership	100.000	Berkshire Hathaway Inc.	NO	
							Marmon Beverage Technologies Espana, S.A.	.ESP	NIA	Marmon Foodservice Technologies, Inc.	Ownership	100.000	Berkshire Hathaway Inc.	NO	
							Marmon Foodservice Technologies, Europe GmbH	.DEU	NIA	Marmon Foodservice Technologies, Inc.	Ownership	100.000	Berkshire Hathaway Inc.	NO	
			41-1998438				Marmon Link Inc.	.DE	NIA	Marmon Foodservice Technologies, Inc.	Ownership	100.000	Berkshire Hathaway Inc.	NO	
			41-1962963				Marmon Renew, Inc.	.DE	NIA	Marmon Foodservice Technologies, Inc.	Ownership	100.000	Berkshire Hathaway Inc.	NO	
			06-1567138				Trade Fixtures, LLC	.DE	NIA	Marmon Foodservice Technologies, Inc.	Ownership	100.000	Berkshire Hathaway Inc.	NO	
			98-0665325				Artform International Ltd.	.GBR	NIA	Marmon Group Limited, The	Ownership	100.000	Berkshire Hathaway Inc.	NO	
							CCPI Europe Limited	.GBR	NIA	Marmon Group Limited, The	Ownership	100.000	Berkshire Hathaway Inc.	NO	
			98-0597726				Cerro Precision Limited	.GBR	NIA	Marmon Group Limited, The	Ownership	100.000	Berkshire Hathaway Inc.	NO	
							Sisu Axies Inc.	.FIN	NIA	Marmon Group Limited, The	Ownership	100.000	Berkshire Hathaway Inc.	NO	
							Sloane Poland Sp.z.o.o.	.POL	NIA	Marmon Group Limited, The	Ownership	100.000	Berkshire Hathaway Inc.	NO	
			46-2326556				Fontaine Commercial Trailer, Inc.	.DE	NIA	Marmon Highway Technologies LLC	Ownership	100.000	Berkshire Hathaway Inc.	NO	
			46-2338021				Fontaine Engineered Products, Inc.	.DE	NIA	Marmon Highway Technologies LLC	Ownership	100.000	Berkshire Hathaway Inc.	NO	
			36-3362709				Fontaine Fifth Wheel Company	.DE	NIA	Marmon Highway Technologies LLC	Ownership	100.000	Berkshire Hathaway Inc.	NO	
			36-3362764				Fontaine Modification Company	.DE	NIA	Marmon Highway Technologies LLC	Ownership	100.000	Berkshire Hathaway Inc.	NO	
			30-0005920				Fontaine Spray Suppression Company	.DE	NIA	Marmon Highway Technologies LLC	Ownership	100.000	Berkshire Hathaway Inc.	NO	
			36-3294489				Fontaine Trailer Company LLC (Legacy)	.DE	NIA	Marmon Highway Technologies LLC	Ownership	100.000	Berkshire Hathaway Inc.	NO	
			36-3780546				Marmon-Herrington Company	.DE	NIA	Marmon Highway Technologies LLC	Ownership	100.000	Berkshire Hathaway Inc.	NO	
			57-0835032				Perfection Hy-Test Company	.DE	NIA	Marmon Highway Technologies LLC	Ownership	100.000	Berkshire Hathaway Inc.	NO	
			62-1717916				Triangle Suspension Systems, Inc.	.DE	NIA	Marmon Highway Technologies LLC	Ownership	100.000	Berkshire Hathaway Inc.	NO	
			36-3739982				Webb Wheel Products, Inc.	.DE	NIA	Marmon Highway Technologies LLC	Ownership	80.000	Berkshire Hathaway Inc.	NO	
							Eden Europe s.r.o.	.CZE	NIA	Marmon Holdings Corporation	Ownership	42.500	Berkshire Hathaway Inc.	NO	
							Marmon/Keystone Canada Inc.	.CAN	NIA	Marmon Holdings Corporation	Ownership	100.000	Berkshire Hathaway Inc.	NO	
							TMI Climate Solutions Canada Inc.	.CAN	NIA	Marmon Holdings Corporation	Ownership	100.000	Berkshire Hathaway Inc.	NO	
							2K Polymer Systems LTD	.GBR	NIA	Marmon Holdings, Inc.	Ownership	100.000	Berkshire Hathaway Inc.	NO	
							Blot-Lok Ltd.	.CAN	NIA	Marmon Holdings, Inc.	Ownership	100.000	Berkshire Hathaway Inc.	NO	
			36-3114910				Cerro Trading Company LLC	.DE	NIA	Marmon Holdings, Inc.	Ownership	100.000	Berkshire Hathaway Inc.	NO	
			84-2412327				Crown Holdco Two, Inc.	.DE	NIA	Marmon Holdings, Inc.	Ownership	100.000	Berkshire Hathaway Inc.	NO	
			84-2433949				Crown Parent, Inc.	.DE	NIA	Marmon Holdings, Inc.	Ownership	100.000	Berkshire Hathaway Inc.	NO	

53.61

ANNUAL STATEMENT FOR THE YEAR 2022 OF THE General Re Life Corporation

SCHEDULE Y

PART 1A - DETAIL OF INSURANCE HOLDING COMPANY SYSTEM

1	2	3	4	5	6	7	8	9	10	11	12	13	14	15	16
Group Code	Group Name	NAIC Company Code	ID Number	Federal RSSD	CIK	Name of Securities Exchange if Publicly Traded (U.S. or International)	Names of Parent, Subsidiaries Or Affiliates	Domiciliary Location	Relationship to Reporting Entity	Directly Controlled by (Name of Entity/Person)	Type of Control (Ownership, Board, Management, Attorney-in-Fact, Influence, Other)	If Control is Ownership Provide Percentage	Ultimate Controlling Entity(ies)/Person(s)	Is an SCA Filing Required? (Yes/No)	*
			26-1886944				Hohmann and Barnard, Inc.	DE	NIA	Marmon Holdings, Inc.	Ownership	100.000	Berkshire Hathaway Inc.	NO	
			26-0432240				M&M Manufacturing, Inc.	DE	NIA	Marmon Holdings, Inc.	Ownership	100.000	Berkshire Hathaway Inc.	NO	
			36-4750741				Marmon Energy Services Company	DE	NIA	Marmon Holdings, Inc.	Ownership	100.000	Berkshire Hathaway Inc.	NO	
			32-0023596				Marmon Engineered Components Company	DE	NIA	Marmon Holdings, Inc.	Ownership	100.000	Berkshire Hathaway Inc.	NO	
			98-0109780				Marmon Group Limited, The	GBR	NIA	Marmon Holdings, Inc.	Ownership	100.000	Berkshire Hathaway Inc.	NO	
			98-0367577				Marmon Holdings Corporation	CAN	NIA	Marmon Holdings, Inc.	Ownership	76.300	Berkshire Hathaway Inc.	NO	
			36-4502888				Marmon Retail Technologies Company	DE	NIA	Marmon Holdings, Inc.	Ownership	100.000	Berkshire Hathaway Inc.	NO	
							Marmon Services Limited	MUS	NIA	Marmon Holdings, Inc.	Ownership	100.000	Berkshire Hathaway Inc.	NO	
							Qingdao TBS Co., Ltd	CHN	NIA	Marmon Holdings, Inc.	Ownership	100.000	Berkshire Hathaway Inc.	NO	
							TBS Canada, Inc.	CAN	NIA	Marmon Holdings, Inc.	Ownership	100.000	Berkshire Hathaway Inc.	NO	
							TBS Engineering, Ltd.	GBR	NIA	Marmon Holdings, Inc.	Ownership	100.000	Berkshire Hathaway Inc.	NO	
			20-5690869				TBS USA, Inc.	DE	NIA	Marmon Holdings, Inc.	Ownership	100.000	Berkshire Hathaway Inc.	NO	
			36-3485850				The Marmon Group LLC	DE	NIA	Marmon Holdings, Inc.	Ownership	100.000	Berkshire Hathaway Inc.	NO	
			32-0037069				Transition Holdings, LLC	DE	NIA	Marmon Holdings, Inc.	Ownership	100.000	Berkshire Hathaway Inc.	NO	
							Marmon Logistics Inc.	CAN	NIA	Marmon Industrial Services LLC	Ownership	100.000	Berkshire Hathaway Inc.	NO	
							Sterling Logistics Inc.	CAN	NIA	Marmon Industrial Services LLC	Ownership	100.000	Berkshire Hathaway Inc.	NO	
							Ecowater Systems Europe, N.V.	BEL	NIA	Marmon Industrial Water LLC	Ownership	0.001	Berkshire Hathaway Inc.	NO	
			51-0348552				Graver Technologies LLC	DE	NIA	Marmon Industrial Water LLC	Ownership	100.000	Berkshire Hathaway Inc.	NO	
							Marmon Industrial Water Limited	CAN	NIA	Marmon Industrial Water LLC	Ownership	100.000	Berkshire Hathaway Inc.	NO	
							Angelo Po Grandi Cucine S.p.A.	ITA	NIA	Marmon Italia S.r.l.	Ownership	100.000	Berkshire Hathaway Inc.	NO	
							Marmon Food Processing Italia S.r.l.	ITA	NIA	Marmon Italia S.r.l.	Ownership	100.000	Berkshire Hathaway Inc.	NO	
							Prolium Industries Ltd.	CAN	NIA	Marmon Logistics Inc.	Ownership	100.000	Berkshire Hathaway Inc.	NO	
			32-0023594				Marmon Highway Technologies LLC	DE	NIA	Marmon Retail & Highway Technologies Company LLC	Ownership	100.000	Berkshire Hathaway Inc.	NO	
			46-1377997				Marmon Retail Products, Inc.	DE	NIA	Marmon Retail & Highway Technologies Company LLC	Ownership	100.000	Berkshire Hathaway Inc.	NO	
			38-3923766				Marmon Retail Store Equipment LLC	DE	NIA	Marmon Retail & Highway Technologies Company LLC	Ownership	100.000	Berkshire Hathaway Inc.	NO	
			47-0691258				CH Transition Company LLC	DE	NIA	Marmon Retail Products, Inc.	Ownership	100.000	Berkshire Hathaway Inc.	NO	
			36-4264748				Wells Lamont LLC	DE	NIA	Marmon Retail Products, Inc.	Ownership	100.000	Berkshire Hathaway Inc.	NO	
			04-2294740				Eden Europe s.r.o.	CZE	NIA	Marmon Retail Store Equipment LLC	Ownership	57.500	Berkshire Hathaway Inc.	NO	
			81-4120258				L. A. Darling Company LLC	DE	NIA	Marmon Retail Store Equipment LLC	Ownership	100.000	Berkshire Hathaway Inc.	NO	
			62-1728778				Retail Space Solutions LLC	DE	NIA	Marmon Retail Store Equipment LLC	Ownership	100.000	Berkshire Hathaway Inc.	NO	
			20-4762802				Store Opening Solutions LLC	DE	NIA	Marmon Retail Store Equipment LLC	Ownership	100.000	Berkshire Hathaway Inc.	NO	
			41-1290401				Artform International Inc.	DE	NIA	Marmon Retail Technologies Company	Ownership	100.000	Berkshire Hathaway Inc.	NO	
							Cannon Equipment LLC	MIN	NIA	Marmon Retail Technologies Company	Ownership	100.000	Berkshire Hathaway Inc.	NO	
							Catequip S.A.S	FRA	NIA	Marmon Retail Technologies Company	Ownership	71.860	Berkshire Hathaway Inc.	NO	
							Cornelius Manufacturing de Mexico SA de CV	MEX	NIA	Marmon Retail Technologies Company	Ownership	0.010	Berkshire Hathaway Inc.	NO	
							DCI Marketing Europe GmbH	DEU	NIA	Marmon Retail Technologies Company	Ownership	100.000	Berkshire Hathaway Inc.	NO	
			39-0735637				DCI Marketing, Inc.	WI	NIA	Marmon Retail Technologies Company	Ownership	100.000	Berkshire Hathaway Inc.	NO	
							Marmon Food and Beverage Technologies India Private Limited	IND	NIA	Marmon Retail Technologies Company	Ownership	0.800	Berkshire Hathaway Inc.	NO	
			46-4295495				Marmon Food, Beverage & Water Technologies Company LLC	DE	NIA	Marmon Retail Technologies Company	Ownership	100.000	Berkshire Hathaway Inc.	NO	
							Marmon Italia S.r.l.	ITA	NIA	Marmon Retail Technologies Company	Ownership	100.000	Berkshire Hathaway Inc.	NO	
			37-1804635				Marmon Retail & Highway Technologies Company LLC	DE	NIA	Marmon Retail Technologies Company	Ownership	100.000	Berkshire Hathaway Inc.	NO	
							Productos de Marmon Paseo Controlles, S.A. de C.V.	MEX	NIA	Marmon Ride Control Products LLC	Ownership	0.100	Berkshire Hathaway Inc.	NO	
			98-0458720				Atlas Bolt & Screw (Shenzhen) Co. Limited	CHN	NIA	Marmon Services Limited	Ownership	100.000	Berkshire Hathaway Inc.	NO	

ANNUAL STATEMENT FOR THE YEAR 2022 OF THE General Re Life Corporation

SCHEDULE Y

PART 1A - DETAIL OF INSURANCE HOLDING COMPANY SYSTEM

1	2	3	4	5	6	7	8	9	10	11	12	13	14	15	16
Group Code	Group Name	NAIC Company Code	ID Number	Federal RSSD	CIK	Name of Securities Exchange if Publicly Traded (U.S. or International)	Names of Parent, Subsidiaries Or Affiliates	Domiciliary Location	Relationship to Reporting Entity	Directly Controlled by (Name of Entity/Person)	Type of Control (Ownership, Board, Management, Attorney-in-Fact, Influence, Other)	If Control is Ownership Provide Percentage	Ultimate Controlling Entity(ies)/Person(s)	Is an SCA Filing Required? (Yes/No)	*
			98-0458710				Atlas Bolt & Screw (Zhongshan) Co. Ltd	.CHN	NIA	Marmon Services Limited	Ownership	100.000	Berkshire Hathaway Inc.	NO	
							Fanmar Auto Part (Ningbo) Co., Ltd.	.CHN	NIA	Marmon Services Limited	Ownership	100.000	Berkshire Hathaway Inc.	NO	
							Marmon Retail Services Asia	.CHN	NIA	Marmon Services Limited	Ownership	100.000	Berkshire Hathaway Inc.	NO	
							Perfection Auto Part (Shanghai) Co. Ltd.	.CHN	NIA	Marmon Services Limited	Ownership	100.000	Berkshire Hathaway Inc.	NO	
			98-0470702				Prince Castle Inc (Ningbo)	.CHN	NIA	Marmon Services Limited	Ownership	100.000	Berkshire Hathaway Inc.	NO	
			98-0458707				Robertson Inc. (Jia Xing) Co., Ltd.	.CHN	NIA	Marmon Services Limited	Ownership	100.000	Berkshire Hathaway Inc.	NO	
							Empresa Inmobiliaria del Potosi, S.A. de C.V.								
								.MEX	NIA	Marmon Transportation Services LLC	Ownership	0.010	Berkshire Hathaway Inc.	NO	
							Madison Leasing, S.A. de C.V.	.MEX	NIA	Marmon Transportation Services LLC	Ownership	0.002	Berkshire Hathaway Inc.	NO	
			85-3830786				Marmon Railroad Services LLC	.DE	NIA	Marmon Transportation Services LLC	Ownership	100.000	Berkshire Hathaway Inc.	NO	
			36-4117519				McKenzie Valve & Machining LLC	.DE	NIA	Marmon Transportation Services LLC	Ownership	100.000	Berkshire Hathaway Inc.	NO	
			36-4031415				Penn Machine Company LLC	.DE	NIA	Marmon Transportation Services LLC	Ownership	100.000	Berkshire Hathaway Inc.	NO	
							Railserve Mexicana, S de R.L. de C.V.	.MEX	NIA	Marmon Transportation Services LLC	Ownership	3.330	Berkshire Hathaway Inc.	NO	
			58-2145131				Railserve, Inc.	.DE	NIA	Marmon Transportation Services LLC	Ownership	100.000	Berkshire Hathaway Inc.	NO	
			36-4336123				Trackmobile LLC	.DE	NIA	Marmon Transportation Services LLC	Ownership	100.000	Berkshire Hathaway Inc.	NO	
							UTLX Soporte Empresarial, S.A. De C.V.	.MEX	NIA	Marmon Transportation Services LLC	Ownership	0.002	Berkshire Hathaway Inc.	NO	
			36-4284551				Worldwide Containers, Inc.	.DE	NIA	Marmon Transportation Services LLC	Ownership	100.000	Berkshire Hathaway Inc.	NO	
			37-1225456				Cerro Flow Products LLC	.DE	NIA	Marmon Tubing, Fittings & Wire Products, Inc.	Ownership	100.000	Berkshire Hathaway Inc.	NO	
			36-3205325				Cerro Wire LLC	.DE	NIA	Marmon Tubing, Fittings & Wire Products, Inc.	Ownership	100.000	Berkshire Hathaway Inc.	NO	
			62-1810620				Coil Master Corporation	.TN	NIA	Marmon Tubing, Fittings & Wire Products, Inc.	Ownership	100.000	Berkshire Hathaway Inc.	NO	
			46-4613464				Ellis & Watts Global Industries, Inc.	.DE	NIA	Marmon Tubing, Fittings & Wire Products, Inc.	Ownership	100.000	Berkshire Hathaway Inc.	NO	
			81-5422780				PRISM Holdings LLC	.DE	NIA	Marmon Tubing, Fittings & Wire Products, Inc.	Ownership	100.000	Berkshire Hathaway Inc.	NO	
			47-3043883				RLS LLC	.DE	NIA	Marmon Tubing, Fittings & Wire Products, Inc.	Ownership	100.000	Berkshire Hathaway Inc.	NO	
							Aqua Works Private Limited	.IND	NIA	Marmon Water (Singapore) Pte Ltd.	Ownership	99.000	Berkshire Hathaway Inc.	NO	
							Filtrex International Pte. Ltd.	.SGP	NIA	Marmon Water (Singapore) Pte Ltd.	Ownership	100.000	Berkshire Hathaway Inc.	NO	
							Filtrex Technologies Private Limited	.IND	NIA	Marmon Water (Singapore) Pte Ltd.	Ownership	85.000	Berkshire Hathaway Inc.	NO	
							KX Technologies Pte. Ltd.	.SGP	NIA	Marmon Water (Singapore) Pte Ltd.	Ownership	45.720	Berkshire Hathaway Inc.	NO	
							Marmon Water Investments Pte. Ltd.	.SGP	NIA	Marmon Water (Singapore) Pte Ltd.	Ownership	100.000	Berkshire Hathaway Inc.	NO	
			98-0532789				Kunshan EcolWater Systems Company Limited	.CHN	NIA	Marmon Water Investments Pte. Ltd.	Ownership	100.000	Berkshire Hathaway Inc.	NO	
			75-2144782				Amarillo Gear (Singapore) Pte Ltd.	.SGP	NIA	Marmon Water, Inc.	Ownership	100.000	Berkshire Hathaway Inc.	NO	
			36-2730138				Amarillo Gear Company LLC	.DE	NIA	Marmon Water, Inc.	Ownership	100.000	Berkshire Hathaway Inc.	NO	
			37-1446629				Ecodyne MPM LLC	.DE	NIA	Marmon Water, Inc.	Ownership	100.000	Berkshire Hathaway Inc.	NO	
							Ecodyne Water Treatment LLC	.DE	NIA	Marmon Water, Inc.	Ownership	100.000	Berkshire Hathaway Inc.	NO	
							Ecowater Systems France SAS	.FRA	NIA	Marmon Water, Inc.	Ownership	100.000	Berkshire Hathaway Inc.	NO	
			36-3586532				Ecowater Systems LLC	.DE	NIA	Marmon Water, Inc.	Ownership	100.000	Berkshire Hathaway Inc.	NO	
							Ecowater Systems Poland Sp. Z.o.o.	.POL	NIA	Marmon Water, Inc.	Ownership	70.000	Berkshire Hathaway Inc.	NO	
			26-0239834				KX Technologies LLC	.DE	NIA	Marmon Water, Inc.	Ownership	100.000	Berkshire Hathaway Inc.	NO	
							Marmon Industrial Water LLC	.DE	NIA	Marmon Water, Inc.	Ownership	100.000	Berkshire Hathaway Inc.	NO	
							Marmon Product Development Center Pte Ltd.	.SGP	NIA	Marmon Water, Inc.	Ownership	100.000	Berkshire Hathaway Inc.	NO	
							Marmon Water (Singapore) Pte Ltd.	.SGP	NIA	Marmon Water, Inc.	Ownership	100.000	Berkshire Hathaway Inc.	NO	
			20-1847872				Aetna Insulated Wire LLC	.DE	NIA	Marmon Wire & Cable, Inc.	Ownership	100.000	Berkshire Hathaway Inc.	NO	
			04-3461923				Cable Components Group LLC	.RI	NIA	Marmon Wire & Cable, Inc.	Ownership	100.000	Berkshire Hathaway Inc.	NO	
			04-2860648				Comtran Cable LLC	.MA	NIA	Marmon Wire & Cable, Inc.	Ownership	100.000	Berkshire Hathaway Inc.	NO	

53.63

ANNUAL STATEMENT FOR THE YEAR 2022 OF THE General Re Life Corporation

SCHEDULE Y

PART 1A - DETAIL OF INSURANCE HOLDING COMPANY SYSTEM

1	2	3	4	5	6	7	8	9	10	11	12	13	14	15	16
Group Code	Group Name	NAIC Company Code	ID Number	Federal RSSD	CIK	Name of Securities Exchange if Publicly Traded (U.S. or International)	Names of Parent, Subsidiaries Or Affiliates	Domiciliary Location	Relationship to Reporting Entity	Directly Controlled by (Name of Entity/Person)	Type of Control (Ownership, Board, Management, Attorney-in-Fact, Influence, Other)	If Control is Ownership Provide Percentage	Ultimate Controlling Entity(ies)/Person(s)	Is an SCA Filing Required? (Yes/No)	*
			20-1865233				Dekoron Unitherm LLC	DE	NIA	Marmon Wire & Cable, Inc.	Ownership	100.000	Berkshire Hathaway Inc.	NO	
			20-1876801				Dekoron Wire and Cable LLC	DE	NIA	Marmon Wire & Cable, Inc.	Ownership	100.000	Berkshire Hathaway Inc.	NO	
			03-0343995				Harbour Industries LLC	DE	NIA	Marmon Wire & Cable, Inc.	Ownership	100.000	Berkshire Hathaway Inc.	NO	
			36-4335235				JA Wire and Cable LLC	DE	NIA	Marmon Wire & Cable, Inc.	Ownership	100.000	Berkshire Hathaway Inc.	NO	
			36-4333144				Kerite LLC	DE	NIA	Marmon Wire & Cable, Inc.	Ownership	100.000	Berkshire Hathaway Inc.	NO	
			54-1831164				KITCO Fiber Optics, Inc.	VA	NIA	Marmon Wire & Cable, Inc.	Ownership	100.000	Berkshire Hathaway Inc.	NO	
			30-0668855				Marmon Engineered Wire & Cable LLC	DE	NIA	Marmon Wire & Cable, Inc.	Ownership	100.000	Berkshire Hathaway Inc.	NO	
			36-4078119				Marmon Utility LLC	DE	NIA	Marmon Wire & Cable, Inc.	Ownership	100.000	Berkshire Hathaway Inc.	NO	
			11-2551127				RSCC Wire & Cable LLC	DE	NIA	Marmon Wire & Cable, Inc.	Ownership	100.000	Berkshire Hathaway Inc.	NO	
			20-1127717				TE Wire & Cable LLC	DE	NIA	Marmon Wire & Cable, Inc.	Ownership	100.000	Berkshire Hathaway Inc.	NO	
							Marmon/Keystone Services, de Mexico, S.A. de C.V.	MEX	NIA	Marmon/Keystone de Mexico S.A. de C.V.	Ownership	0.002	Berkshire Hathaway Inc.	NO	
			06-1526350				BM Flo LLC	DE	NIA	Marmon/Keystone LLC	Ownership	100.000	Berkshire Hathaway Inc.	NO	
			65-0123421				Future Metals LLC	DE	NIA	Marmon/Keystone LLC	Ownership	100.000	Berkshire Hathaway Inc.	NO	
			36-3242330				M/K Express Company LLC	DE	NIA	Marmon/Keystone LLC	Ownership	100.000	Berkshire Hathaway Inc.	NO	
							Marmon/Keystone de Mexico S.A. de C.V.	MEX	NIA	Marmon/Keystone LLC	Ownership	99.997	Berkshire Hathaway Inc.	NO	
							Marmon/Keystone Services, de Mexico, S.A. de C.V.	MEX	NIA	Marmon/Keystone LLC	Ownership	99.998	Berkshire Hathaway Inc.	NO	
							Marmon/Keystone de Mexico S.A. de C.V.	MEX	NIA	Marmon/Keystone Services, de Mexico, S.A. de C.V.	Ownership	0.003	Berkshire Hathaway Inc.	NO	
			46-4207911				Marshall Wind Energy LLC	KS	NIA	Marshall Wind Energy Holdings, LLC	Ownership	100.000	Berkshire Hathaway Inc.	NO	
							MATL Canada L.P.	CAN	NIA	MATL Canada G.P. Inc.	Ownership	0.010	Berkshire Hathaway Inc.	NO	
			20-1200871				AMTT Management, LLC	TX	NIA	McCarty-Hull Cigar Company, Inc.	Ownership	100.000	Berkshire Hathaway Inc.	NO	
			20-0174133				Farwell Texas Tobacco, L.P.	TX	NIA	McCarty-Hull Cigar Company, Inc.	Ownership	100.000	Berkshire Hathaway Inc.	NO	
			35-2343538				McLane Beverage Distribution, Inc.	TX	NIA	McLane Beverage Holding, Inc.	Ownership	100.000	Berkshire Hathaway Inc.	NO	
			20-0434690				Claims Services, Inc.	TX	NIA	McLane Company, Inc.	Ownership	100.000	Berkshire Hathaway Inc.	NO	
			74-2654855				Consumer Value Products, Inc.	TX	NIA	McLane Company, Inc.	Ownership	100.000	Berkshire Hathaway Inc.	NO	
			74-2731287				Financial Services Plus, Inc.	TX	NIA	McLane Company, Inc.	Ownership	100.000	Berkshire Hathaway Inc.	NO	
			74-2723385				Interco Tobacco Retailers, Inc.	WV	NIA	McLane Company, Inc.	Ownership	100.000	Berkshire Hathaway Inc.	NO	
			27-0771746				Intrepid JSB, Inc.	NC	NIA	McLane Company, Inc.	Ownership	100.000	Berkshire Hathaway Inc.	NO	
			58-1360668				Kahn Ventures, Inc.	GA	NIA	McLane Company, Inc.	Ownership	100.000	Berkshire Hathaway Inc.	NO	
			56-1758362				KINEXO, Inc.	NC	NIA	McLane Company, Inc.	Ownership	100.000	Berkshire Hathaway Inc.	NO	
			81-4588331				Loch Vale Logistics, Inc.	TX	NIA	McLane Company, Inc.	Ownership	100.000	Berkshire Hathaway Inc.	NO	
			74-2633184				M & C Products, Inc.	TX	NIA	McLane Company, Inc.	Ownership	100.000	Berkshire Hathaway Inc.	NO	
			75-1070651				McCarty-Hull Cigar Company, Inc.	TX	NIA	McLane Company, Inc.	Ownership	100.000	Berkshire Hathaway Inc.	NO	
			35-2343540				McLane Beverage Holding, Inc.	TX	NIA	McLane Company, Inc.	Ownership	100.000	Berkshire Hathaway Inc.	NO	
			74-2301016				McLane Eastern, Inc.	TX	NIA	McLane Company, Inc.	Ownership	100.000	Berkshire Hathaway Inc.	NO	
			20-1441131				McLane Express, Inc.	TX	NIA	McLane Company, Inc.	Ownership	100.000	Berkshire Hathaway Inc.	NO	
			86-0624477				McLane Foods, Inc.	TX	NIA	McLane Company, Inc.	Ownership	100.000	Berkshire Hathaway Inc.	NO	
			56-1177692				McLane Foodservice Distribution, Inc.	NC	NIA	McLane Company, Inc.	Ownership	100.000	Berkshire Hathaway Inc.	NO	
			74-2968584				McLane Foodservice, Inc.	TX	NIA	McLane Company, Inc.	Ownership	100.000	Berkshire Hathaway Inc.	NO	
			82-1151136				McLane Interstate Warehouse, Inc.	TX	NIA	McLane Company, Inc.	Ownership	100.000	Berkshire Hathaway Inc.	NO	
			74-2647017				McLane Mid-Atlantic, Inc.	TX	NIA	McLane Company, Inc.	Ownership	100.000	Berkshire Hathaway Inc.	NO	
			74-2540418				McLane Midwest, Inc.	TX	NIA	McLane Company, Inc.	Ownership	100.000	Berkshire Hathaway Inc.	NO	
			33-0995917				McLane Minnesota, Inc.	TX	NIA	McLane Company, Inc.	Ownership	100.000	Berkshire Hathaway Inc.	NO	
			74-2887700				McLane Network Solutions, Inc.	TX	NIA	McLane Company, Inc.	Ownership	100.000	Berkshire Hathaway Inc.	NO	
			75-3095658				McLane New Jersey, Inc.	DE	NIA	McLane Company, Inc.	Ownership	100.000	Berkshire Hathaway Inc.	NO	
			47-5030627				McLane Ohio, Inc.	TX	NIA	McLane Company, Inc.	Ownership	100.000	Berkshire Hathaway Inc.	NO	
			64-0244270				McLane Southern, Inc.	MS	NIA	McLane Company, Inc.	Ownership	100.000	Berkshire Hathaway Inc.	NO	

ANNUAL STATEMENT FOR THE YEAR 2022 OF THE General Re Life Corporation

SCHEDULE Y
PART 1A - DETAIL OF INSURANCE HOLDING COMPANY SYSTEM

1	2	3	4	5	6	7	8	9	10	11	12	13	14	15	16
Group Code	Group Name	NAIC Company Code	ID Number	Federal RSSD	CIK	Name of Securities Exchange if Publicly Traded (U.S. or International)	Names of Parent, Subsidiaries Or Affiliates	Domi-ciliary Location	Relation-ship to Reporting Entity	Directly Controlled by (Name of Entity/Person)	Type of Control (Ownership, Board, Management, Attorney-in-Fact, Influence, Other)	If Control is Ownership Provide Percentage	Ultimate Controlling Entity(ies)/Person(s)	Is an SCA Filing Re-quired? (Yes/No)	*
			74-2374048				McLane Suneast, Inc.	TX	NIA	McLane Company, Inc.	Ownership	100.000	Berkshire Hathaway Inc.	NO	
			74-2905523				McLane Tri-States, Inc.	AL	NIA	McLane Company, Inc.	Ownership	100.000	Berkshire Hathaway Inc.	NO	
			84-0680412				McLane Western, Inc.	CO	NIA	McLane Company, Inc.	Ownership	100.000	Berkshire Hathaway Inc.	NO	
			74-2349308				Merit Distribution Services, Inc.	TX	NIA	McLane Company, Inc.	Ownership	100.000	Berkshire Hathaway Inc.	NO	
			81-3702744				MFS Fleet, Inc.	TX	NIA	McLane Company, Inc.	Ownership	100.000	Berkshire Hathaway Inc.	NO	
			74-2958130				Summit Distribution Services, Inc.	TX	NIA	McLane Company, Inc.	Ownership	100.000	Berkshire Hathaway Inc.	NO	
			74-2715856				Transco, Inc.	NV	NIA	McLane Company, Inc.	Ownership	100.000	Berkshire Hathaway Inc.	NO	
			75-2850046				Verdisto Logistics, LLC	NM	NIA	McLane Company, Inc.	Ownership	100.000	Berkshire Hathaway Inc.	NO	
			88-3677017				Velilinx, Inc.	DE	NIA	McLane Company, Inc.	Ownership	100.000	Berkshire Hathaway Inc.	NO	
							Xelix Distribution, Inc.	TX	NIA	McLane Company, Inc.	Ownership	100.000	Berkshire Hathaway Inc.	NO	
							McLane Ocala, LLC	FL	NIA	McLane Suneast, Inc.	Ownership	100.000	Berkshire Hathaway Inc.	NO	
0031	Berkshire Hathaway Group	13795	27-2949746				AttPro RRG Reciprocal Risk Retention Group	DC	IA	MedPro Group Inc	Ownership	100.000	Berkshire Hathaway Inc.	NO	
			35-1680543				Medical Protective Finance Corporation	IN	NIA	MedPro Group Inc	Ownership	100.000	Berkshire Hathaway Inc.	NO	
			26-3419943				MedPro Risk Retention Services, Inc.	IN	NIA	MedPro Group Inc	Ownership	100.000	Berkshire Hathaway Inc.	NO	
0031	Berkshire Hathaway Group	13589	26-4202047				MedPro RRG Risk Retention Group	DC	IA	MedPro Group Inc	Ownership	100.000	Berkshire Hathaway Inc.	NO	
0031	Berkshire Hathaway Group	39594	73-1088591				PLICO, Inc.	OK	IA	MedPro Group Inc	Ownership	100.000	Berkshire Hathaway Inc.	NO	
0031	Berkshire Hathaway Group	42226	22-2386692				Princeton Insurance Company	NJ	IA	MedPro Group Inc	Ownership	100.000	Berkshire Hathaway Inc.	NO	
0031	Berkshire Hathaway Group	11843	35-0506406				The Medical Protective Company	IN	IA	MedPro Group Inc	Ownership	100.000	Berkshire Hathaway Inc.	NO	
0031	Berkshire Hathaway Group	32280	95-4077789				Wellfleet Insurance Company	IN	IA	MedPro Group Inc	Ownership	100.000	Berkshire Hathaway Inc.	NO	
0031	Berkshire Hathaway Group	20931	13-2668999				Wellfleet New York Insurance Company	NY	IA	MedPro Group Inc	Ownership	100.000	Berkshire Hathaway Inc.	NO	
			47-3317184				IES Holding II, LLC	DE	NIA	MES Holding, LLC	Ownership	100.000	Berkshire Hathaway Inc.	NO	
			47-3311411				MidAmerican Energy Services, LLC	DE	NIA	MES Holding, LLC	Ownership	100.000	Berkshire Hathaway Inc.	NO	
							Hill Parts de Mexico S. de R.L. de C.V.	MEX	NIA	Meyn Beheer B.V.	Ownership	0.030	Berkshire Hathaway Inc.	NO	
							Meyn Asia Co. Ltd.	THA	NIA	Meyn Beheer B.V.	Ownership	49.000	Berkshire Hathaway Inc.	NO	
							Meyn Beijing Trading Company, Ltd.	CHN	NIA	Meyn Beheer B.V.	Ownership	100.000	Berkshire Hathaway Inc.	NO	
							Meyn Canada Inc.	CAN	NIA	Meyn Beheer B.V.	Ownership	100.000	Berkshire Hathaway Inc.	NO	
							Meyn do Brasil Ltda.	BRA	NIA	Meyn Beheer B.V.	Ownership	99.000	Berkshire Hathaway Inc.	NO	
							Meyn Food Equipment Iberica S.A.	ESP	NIA	Meyn Beheer B.V.	Ownership	100.000	Berkshire Hathaway Inc.	NO	
							Meyn Food Processing Technology B.V.	NLD	NIA	Meyn Beheer B.V.	Ownership	100.000	Berkshire Hathaway Inc.	NO	
							Meyn Food Processing Technology de Mexico S. de R.L. de C.V.	MEX	NIA	Meyn Beheer B.V.	Ownership	99.970	Berkshire Hathaway Inc.	NO	
							Meyn France S.a.r.l.	FRA	NIA	Meyn Beheer B.V.	Ownership	100.000	Berkshire Hathaway Inc.	NO	
							Meyn India Private Limited	IND	NIA	Meyn Beheer B.V.	Ownership	99.000	Berkshire Hathaway Inc.	NO	
							Meyn Italy S.R.L.	ITA	NIA	Meyn Beheer B.V.	Ownership	100.000	Berkshire Hathaway Inc.	NO	
							Meyn Polska Sp.Zoo	POL	NIA	Meyn Beheer B.V.	Ownership	100.000	Berkshire Hathaway Inc.	NO	
							Nufama Holding B.V.	NLD	NIA	Meyn Beheer B.V.	Ownership	100.000	Berkshire Hathaway Inc.	NO	
							O.O.O. Meyn	RUS	NIA	Meyn Beheer B.V.	Ownership	99.000	Berkshire Hathaway Inc.	NO	
							Meyn do Brasil Ltda.	BRA	NIA	Meyn Food Processing Technology B.V.	Ownership	1.000	Berkshire Hathaway Inc.	NO	
							Meyn Food Processing Technology de Mexico S. de R.L. de C.V.	MEX	NIA	Meyn Food Processing Technology B.V.	Ownership	0.030	Berkshire Hathaway Inc.	NO	
							Meyn India Private Limited	IND	NIA	Meyn Food Processing Technology B.V.	Ownership	1.000	Berkshire Hathaway Inc.	NO	
							O.O.O. Meyn	RUS	NIA	Meyn Food Processing Technology B.V.	Ownership	1.000	Berkshire Hathaway Inc.	NO	
							Meyn Beheer B.V.	NLD	NIA	Meyn Holding B.V.	Ownership	100.000	Berkshire Hathaway Inc.	NO	
			20-1644415				Hill & Sons, LLC	GA	NIA	Meyn, LLC	Ownership	100.000	Berkshire Hathaway Inc.	NO	
			58-2428881				Meyn America, LLC	GA	NIA	Meyn, LLC	Ownership	100.000	Berkshire Hathaway Inc.	NO	
			42-1425214				MidAmerican Energy Company	IA	NIA	MHC Inc.	Ownership	100.000	Berkshire Hathaway Inc.	NO	
			42-1305011				Midwest Capital Group, Inc.	IA	NIA	MHC Inc.	Ownership	100.000	Berkshire Hathaway Inc.	NO	
			85-1507487				The District Developer, LLC	IA	NIA	MidAmerican Energy Company	Ownership	50.000	Berkshire Hathaway Inc.	NO	
			42-1451822				MHC Inc.	IA	NIA	MidAmerican Funding, LLC	Ownership	100.000	Berkshire Hathaway Inc.	NO	

53 65

ANNUAL STATEMENT FOR THE YEAR 2022 OF THE General Re Life Corporation

SCHEDULE Y

PART 1A - DETAIL OF INSURANCE HOLDING COMPANY SYSTEM

1	2	3	4	5	6	7	8	9	10	11	12	13	14	15	16
Group Code	Group Name	NAIC Company Code	ID Number	Federal RSSD	CIK	Name of Securities Exchange if Publicly Traded (U.S. or International)	Names of Parent, Subsidiaries Or Affiliates	Domiciliary Location	Relationship to Reporting Entity	Directly Controlled by (Name of Entity/Person)	Type of Control (Ownership, Board, Management, Attorney-in-Fact, Influence, Other)	If Control is Ownership Provide Percentage	Ultimate Controlling Entity(ies)/Person(s)	Is an SCA Filing Required? (Yes/No)	*
			86-2728076				MVTEH Amadeus Class A Member, LLC	DE	NIA	MidAmerican Wind Tax Equity Holdings, LLC	Ownership	100.000	Berkshire Hathaway Inc.	NO	
			54-2049373				Bon Air/Long & Foster Title Agency, LLC	VA	NIA	Mid-States Title Insurance Agency, LLC	Ownership	50.000	Berkshire Hathaway Inc.	NO	
			61-1417638				Keystone Partners, LLC	VA	NIA	Mid-States Title Insurance Agency, LLC	Ownership	100.000	Berkshire Hathaway Inc.	NO	
			86-1713561				Long & Foster Settlement Services, LLC	PA	NIA	Mid-States Title Insurance Agency, LLC	Ownership	100.000	Berkshire Hathaway Inc.	NO	
			54-1892251				Realm Title Agency, LLC	DE	NIA	Mid-States Title Insurance Agency, LLC	Ownership	51.000	Berkshire Hathaway Inc.	NO	
			26-0890357				RGS Title, LLC	VA	NIA	Mid-States Title Insurance Agency, LLC	Ownership	100.000	Berkshire Hathaway Inc.	NO	
			42-1329691				Sage Title Group, LLC	MD	NIA	Mid-States Title Insurance Agency, LLC	Ownership	100.000	Berkshire Hathaway Inc.	NO	
			42-0222965				Dakota Dunes Development Company	IA	NIA	Midwest Capital Group, Inc.	Ownership	100.000	Berkshire Hathaway Inc.	NO	
			91-1862300				DCCO Inc.	IN	NIA	Midwest Capital Group, Inc.	Ownership	100.000	Berkshire Hathaway Inc.	NO	
			45-3155809				MHC Investment Company	SD	NIA	Midwest Capital Group, Inc.	Ownership	100.000	Berkshire Hathaway Inc.	NO	
			90-097379				Midwest Power Transmission Arkansas, LLC	DE	NIA	Midwest Power Midcontinent Transmission Development, LLC	Ownership	100.000	Berkshire Hathaway Inc.	NO	
			81-0607111				Brainy Toys, Inc.	IN	NIA	Mindware Corporation	Ownership	100.000	Berkshire Hathaway Inc.	NO	
							MW Wholesale, Inc.	IN	NIA	Mindware Corporation	Ownership	100.000	Berkshire Hathaway Inc.	NO	
							Buildsoft Pty Ltd	AUS	NIA	MiTek Australia Ltd.	Ownership	100.000	Berkshire Hathaway Inc.	NO	
							Platinum Global Services Pty Ltd	AUS	NIA	MiTek Australia Ltd.	Ownership	100.000	Berkshire Hathaway Inc.	NO	
							2821158 Ontario Inc.	CAN	NIA	MiTek Canada, Inc.	Ownership	100.000	Berkshire Hathaway Inc.	NO	
							Gang-Nail Do Brasil Industria E Comercio LTDA	BRA	NIA	MiTek Holdings, Inc.	Ownership	70.000	Berkshire Hathaway Inc.	NO	
			43-1531931				Gang-Nail Philippines, Inc.	PHL	NIA	MiTek Holdings, Inc.	Ownership	100.000	Berkshire Hathaway Inc.	NO	
							MiTek Inc.	MO	NIA	MiTek Holdings, Inc.	Ownership	100.000	Berkshire Hathaway Inc.	NO	
			80-0550558				MiTek Industries o.o.o.	RUS	NIA	MiTek Holdings, Inc.	Ownership	100.000	Berkshire Hathaway Inc.	NO	
			90-1007802				2K Polymer Systems, Inc.	OH	NIA	MiTek Inc.	Ownership	100.000	Berkshire Hathaway Inc.	NO	
			59-2342253				Albemarle Sound Dock LLC	NC	NIA	MiTek Inc.	Ownership	100.000	Berkshire Hathaway Inc.	NO	
							Benson Industries, Inc.	OR	NIA	MiTek Inc.	Ownership	100.000	Berkshire Hathaway Inc.	NO	
							Heat-Pipe Technology, Inc.	FL	NIA	MiTek Inc.	Ownership	100.000	Berkshire Hathaway Inc.	NO	
							Miller Sage Holdings Inc.	MI	NIA	MiTek Inc.	Ownership	100.000	Berkshire Hathaway Inc.	NO	
							MiTek Australia Ltd.	AUS	NIA	MiTek Inc.	Ownership	100.000	Berkshire Hathaway Inc.	NO	
							MiTek Canada, Inc.	CAN	NIA	MiTek Inc.	Ownership	100.000	Berkshire Hathaway Inc.	NO	
							MiTek Finland OY	FIN	NIA	MiTek Inc.	Ownership	100.000	Berkshire Hathaway Inc.	NO	
							MiTek Industries A.B.	SWE	NIA	MiTek Inc.	Ownership	100.000	Berkshire Hathaway Inc.	NO	
							MiTek Industries GmbH	DEU	NIA	MiTek Inc.	Ownership	100.000	Berkshire Hathaway Inc.	NO	
							MiTek Industries Ltd.	GBR	NIA	MiTek Inc.	Ownership	100.000	Berkshire Hathaway Inc.	NO	
							MiTek Industries, S.A.S.	FRA	NIA	MiTek Inc.	Ownership	100.000	Berkshire Hathaway Inc.	NO	
							MiTek Industries, SRO	CZE	NIA	MiTek Inc.	Ownership	100.000	Berkshire Hathaway Inc.	NO	
							MiTek Mezzanine Systems Ltd.	GBR	NIA	MiTek Inc.	Ownership	100.000	Berkshire Hathaway Inc.	NO	
							MiTek New Zealand Ltd.	NZL	NIA	MiTek Inc.	Ownership	100.000	Berkshire Hathaway Inc.	NO	
			33-0661867				MiTek South Africa Pty Ltd.	ZAF	NIA	MiTek Inc.	Ownership	100.000	Berkshire Hathaway Inc.	NO	
							SidePlate Systems, Inc.	CA	NIA	MiTek Inc.	Ownership	100.000	Berkshire Hathaway Inc.	NO	
							Structural Soft, LLC	CA	NIA	MiTek Inc.	Ownership	10.680	Berkshire Hathaway Inc.	NO	
							Trade Mezzanines Ltd	GBR	NIA	MiTek Inc.	Ownership	100.000	Berkshire Hathaway Inc.	NO	
							MiTek Industries, Polska	POL	NIA	MiTek Industries Ltd.	Ownership	100.000	Berkshire Hathaway Inc.	NO	
							MiTek UK Trustees Ltd.	GBR	NIA	MiTek Industries Ltd.	Ownership	100.000	Berkshire Hathaway Inc.	NO	
			51-0313536				MiTek Holdings, Inc.	DE	NIA	MiTek Industries, Inc.	Ownership	100.000	Berkshire Hathaway Inc.	NO	
			14-1789701				M2 Liability Solutions, Inc	NY	NIA	MLMIC Insurance Company	Ownership	100.000	Berkshire Hathaway Inc.	NO	
			13-5471800				MLMIC Services, Inc.	NY	NIA	MLMIC Insurance Company	Ownership	100.000	Berkshire Hathaway Inc.	NO	
			82-3638191				NiChe LNG, LLC	DE	NIA	Modular LNG Holdings, Inc.	Ownership	90.000	Berkshire Hathaway Inc.	NO	
			26-1144727				MATL LLP	MT	NIA	Montana Alberta Tie LP Inc.	Ownership	99.500	Berkshire Hathaway Inc.	NO	
			26-1144727				MATL LLP	MT	NIA	Montana Alberta Tie US Holdings GP Inc.	Ownership	0.500	Berkshire Hathaway Inc.	NO	

ANNUAL STATEMENT FOR THE YEAR 2022 OF THE General Re Life Corporation

SCHEDULE Y

PART 1A - DETAIL OF INSURANCE HOLDING COMPANY SYSTEM

1	2	3	4	5	6	7	8	9	10	11	12	13	14	15	16
Group Code	Group Name	NAIC Company Code	ID Number	Federal RSSD	CIK	Name of Securities Exchange if Publicly Traded (U.S. or International)	Names of Parent, Subsidiaries Or Affiliates	Domi-ciliary Location	Relation-ship to Reporting Entity	Directly Controlled by (Name of Entity/Person)	Type of Control (Ownership, Board, Management, Attorney-in-Fact, Influence, Other)	If Control is Ownership Provide Percentage	Ultimate Controlling Entity(ies)/Person(s)	Is an SCA Filing Re-quired? (Yes/No)	*
			27-0819161				Montana Alberta Tie LP Inc.	MT	NIA	Montana Alberta Tie US Holdings GP Inc.	Ownership	100.000	Berkshire Hathaway Inc.	NO	
							Morgan CSG1, LLC	IN	NIA	Morgan Community Solar, LLC	Ownership	100.000	Berkshire Hathaway Inc.	NO	
							Morgan CSG2, LLC	IN	NIA	Morgan Community Solar, LLC	Ownership	100.000	Berkshire Hathaway Inc.	NO	
							Morgan CSG3, LLC	IN	NIA	Morgan Community Solar, LLC	Ownership	100.000	Berkshire Hathaway Inc.	NO	
0031	Berkshire Hathaway Group	35416	23-2049904				U.S. Underwriters Insurance Company	ND	IA	Mount Vernon Fire Insurance Company	Ownership	100.000	Berkshire Hathaway Inc.	NO	
0031	Berkshire Hathaway Group	15756	47-2408195				Radnor Specialty Insurance Company	NE	IA	Mount Vernon Specialty Insurance Company	Ownership	100.000	Berkshire Hathaway Inc.	NO	
			88-1379385				498 Mouser Way LLC	TX	NIA	Mouser Electronics, Inc.	Ownership	100.000	Berkshire Hathaway Inc.	NO	
			30-1168280				Crowd Supply, LLC	DE	NIA	Mouser Electronics, Inc.	Ownership	100.000	Berkshire Hathaway Inc.	NO	
			98-1172511				Electropages Media Limited	GBR	NIA	Mouser Electronics, Inc.	Ownership	100.000	Berkshire Hathaway Inc.	NO	
			32-0656860				Exponential Technology Group, Inc	DE	NIA	Mouser Electronics, Inc.	Ownership	100.000	Berkshire Hathaway Inc.	NO	
			98-1010252				Mouser (Shanghai) Electronics Trading Co. Ltd.	CHN	NIA	Mouser Electronics, Inc.	Ownership	100.000	Berkshire Hathaway Inc.	NO	
			98-0679141				Mouser Electronics (Canada), Inc	CAN	NIA	Mouser Electronics, Inc.	Ownership	100.000	Berkshire Hathaway Inc.	NO	
			98-0557337				Mouser Electronics (France) SARL	FRA	NIA	Mouser Electronics, Inc.	Ownership	100.000	Berkshire Hathaway Inc.	NO	
			98-1104357				Mouser Electronics (Hong Kong) Limited	HKG	NIA	Mouser Electronics, Inc.	Ownership	100.000	Berkshire Hathaway Inc.	NO	
			98-1150369				Mouser Electronics (India) Private Ltd	IND	NIA	Mouser Electronics, Inc.	Ownership	100.000	Berkshire Hathaway Inc.	NO	
			98-1313763				Mouser Electronics Czech sro	CZE	NIA	Mouser Electronics, Inc.	Ownership	100.000	Berkshire Hathaway Inc.	NO	
			98-1253609				Mouser Electronics Italy SRL	ITA	NIA	Mouser Electronics, Inc.	Ownership	100.000	Berkshire Hathaway Inc.	NO	
			98-1360880				Mouser Electronics Korea Limited Company	KOR	NIA	Mouser Electronics, Inc.	Ownership	100.000	Berkshire Hathaway Inc.	NO	
			98-0520966				Mouser Electronics Netherlands B.V.	NLD	NIA	Mouser Electronics, Inc.	Ownership	100.000	Berkshire Hathaway Inc.	NO	
			98-0667713				Mouser Electronics Nordic AB	SWE	NIA	Mouser Electronics, Inc.	Ownership	100.000	Berkshire Hathaway Inc.	NO	
			98-1264381				Mouser Electronics PTE LTD	SGP	NIA	Mouser Electronics, Inc.	Ownership	100.000	Berkshire Hathaway Inc.	NO	
							Mouser Electronics S DE RL DE CV	MEX	NIA	Mouser Electronics, Inc.	Ownership	99.990	Berkshire Hathaway Inc.	NO	
							Mouser Electronics Spain SL	ESP	NIA	Mouser Electronics, Inc.	Ownership	100.000	Berkshire Hathaway Inc.	NO	
							Mouser Electronics Taiwan Company Ltd-Preparatory Office	TWN	NIA	Mouser Electronics, Inc.	Ownership	100.000	Berkshire Hathaway Inc.	NO	
							Mouser Electronics Vietnam Co Ltd	VNM	NIA	Mouser Electronics, Inc.	Ownership	100.000	Berkshire Hathaway Inc.	NO	
			98-1219362				Mouser Japan Godo Kaisha	JPN	NIA	Mouser Electronics, Inc.	Ownership	100.000	Berkshire Hathaway Inc.	NO	
			36-4876855				Mouser JV 1, Inc	DE	NIA	Mouser Electronics, Inc.	Ownership	100.000	Berkshire Hathaway Inc.	NO	
			35-2603357				Mouser JV 2, Inc	DE	NIA	Mouser Electronics, Inc.	Ownership	96.000	Berkshire Hathaway Inc.	NO	
							Mouser Poland Sp. ZOO	POL	NIA	Mouser Electronics, Inc.	Ownership	100.000	Berkshire Hathaway Inc.	NO	
			35-2603357				Mouser JV 2, Inc	DE	NIA	Mouser JV 1, Inc	Ownership	4.000	Berkshire Hathaway Inc.	NO	
			38-3924753				Kanstar Transmission, LLC	DE	NIA	MPT Heartland Development, LLC	Ownership	100.000	Berkshire Hathaway Inc.	NO	
			47-1028983				Midwest Power Transmission Kansas, LLC	DE	NIA	MPT Heartland Development, LLC	Ownership	100.000	Berkshire Hathaway Inc.	NO	
			47-1033763				Midwest Power Transmission Oklahoma, LLC	DE	NIA	MPT Heartland Development, LLC	Ownership	100.000	Berkshire Hathaway Inc.	NO	
			47-1043706				Midwest Power Transmission Texas, LLC	DE	NIA	MPT Heartland Development, LLC	Ownership	100.000	Berkshire Hathaway Inc.	NO	
			45-5200500				Montana Retail Properties, Inc.	CA	NIA	MS Property Company	Ownership	100.000	Berkshire Hathaway Inc.	NO	
			32-0448334				CAT SQUARED, S. de R.L. de C.V.	MEX	NIA	M-Tech International, Inc	Ownership	99.970	Berkshire Hathaway Inc.	NO	
							TransCanyon, LLC	DE	NIA	MTL Canyon Holdings, LLC	Ownership	50.000	Berkshire Hathaway Inc.	NO	
							NA-NetJets Aviation, Sociedade Unipessoal, Lda. Czech Branch	CZE	NIA	NA-NetJets Aviation, Sociedade Unipessoal, Lda.	Ownership	100.000	Berkshire Hathaway Inc.	NO	
							NA-NetJets Aviation, Sociedade Unipessoal, Lda. Spanish Branch	ESP	NIA	NA-NetJets Aviation, Sociedade Unipessoal, Lda.	Ownership	100.000	Berkshire Hathaway Inc.	NO	
							NAT-1 Limited Partnership	CAN	NIA	NAT-1 GP Inc.	Ownership	0.010	Berkshire Hathaway Inc.	NO	
			47-2406392				The Duracell Company	DE	NIA	National Fire & Marine Insurance Company	Ownership	11.890	Berkshire Hathaway Inc.	NO	
			23-2713768				Affiliated Agency Operations Co.	PA	NIA	National Indemnity Company	Ownership	100.000	Berkshire Hathaway Inc.	NO	
			32-0537244				AHP Housing Fund 184, LLC	DE	NIA	National Indemnity Company	Ownership	99.990	Berkshire Hathaway Inc.	NO	
			35-2634705				AHP Housing Fund 208, LLC	DE	NIA	National Indemnity Company	Ownership	99.990	Berkshire Hathaway Inc.	NO	
			30-1168040				AHP Housing Fund 219, LLC	DE	NIA	National Indemnity Company	Ownership	99.990	Berkshire Hathaway Inc.	NO	
			35-2652105				AHP Housing Fund 220, LLC	DE	NIA	National Indemnity Company	Ownership	99.990	Berkshire Hathaway Inc.	NO	

ANNUAL STATEMENT FOR THE YEAR 2022 OF THE General Re Life Corporation

SCHEDULE Y
PART 1A - DETAIL OF INSURANCE HOLDING COMPANY SYSTEM

1	2	3	4	5	6	7	8	9	10	11	12	13	14	15	16
Group Code	Group Name	NAIC Company Code	ID Number	Federal RSSD	CIK	Name of Securities Exchange if Publicly Traded (U.S. or International)	Names of Parent, Subsidiaries Or Affiliates	Domiciliary Location	Relationship to Reporting Entity	Directly Controlled by (Name of Entity/Person)	Type of Control (Ownership, Board, Management, Attorney-in-Fact, Influence, Other)	If Control is Ownership Provide Percentage	Ultimate Controlling Entity(ies)/Person(s)	Is an SCA Filing Required? (Yes/No)	*
			32-0599451				AHP Housing Fund 223, LLC	DE	NIA	National Indemnity Company	Ownership	99.990	Berkshire Hathaway Inc.	NO	
			84-3313603				AHP Housing Fund 245, LLC	DE	NIA	National Indemnity Company	Ownership	99.990	Berkshire Hathaway Inc.	NO	
			84-3998016				AHP Housing Fund 253, LLC	DE	NIA	National Indemnity Company	Ownership	99.990	Berkshire Hathaway Inc.	NO	
			84-4013926				AHP Housing Fund 254, LLC	DE	NIA	National Indemnity Company	Ownership	99.990	Berkshire Hathaway Inc.	NO	
			85-0678113				AHP Housing Fund 261, LLC	DE	NIA	National Indemnity Company	Ownership	99.990	Berkshire Hathaway Inc.	NO	
			85-0731519				AHP Housing Fund 265, LLC	DE	NIA	National Indemnity Company	Ownership	99.990	Berkshire Hathaway Inc.	NO	
			85-0756678				AHP Housing Fund 267, LLC	DE	NIA	National Indemnity Company	Ownership	99.990	Berkshire Hathaway Inc.	NO	
			85-3198380				AHP Housing Fund 285, LLC	DE	NIA	National Indemnity Company	Ownership	99.990	Berkshire Hathaway Inc.	NO	
			86-1734156				AHP Housing Fund 296, LLC	DE	NIA	National Indemnity Company	Ownership	99.990	Berkshire Hathaway Inc.	NO	
			87-3496297				AHP Housing Fund 318, LLC	DE	NIA	National Indemnity Company	Ownership	99.990	Berkshire Hathaway Inc.	NO	
			36-4671511				BOT 1-A Plum, LLC	DE	NIA	National Indemnity Company	Ownership	100.000	Berkshire Hathaway Inc.	NO	
0031	Berkshire Hathaway Group	13070	26-1599479				Berkshire Hathaway Assurance Corporation	NY	IA	National Indemnity Company	Ownership	49.000	Berkshire Hathaway Inc.	NO	
							Berkshire Hathaway European Insurance Designated Activity Company	IRL	NIA	National Indemnity Company	Ownership	100.000	Berkshire Hathaway Inc.	NO	
							Berkshire Hathaway Homestate Insurance Company	NE	IA	National Indemnity Company	Ownership	100.000	Berkshire Hathaway Inc.	NO	
0031	Berkshire Hathaway Group	20044	47-0529945				Berkshire Hathaway International Insurance Limited	GBR	NIA	National Indemnity Company	Ownership	100.000	Berkshire Hathaway Inc.	NO	
			98-0413928				Berkshire Hathaway Life Insurance Company of Nebraska	NE	IA	National Indemnity Company	Ownership	100.000	Berkshire Hathaway Inc.	NO	
0031	Berkshire Hathaway Group	62345	47-0766667				Berkshire Hathaway Specialty Insurance Company	NE	IA	National Indemnity Company	Ownership	100.000	Berkshire Hathaway Inc.	NO	
0031	Berkshire Hathaway Group	22276	63-0202590				BHC Special Risks Insurance Company	IA	IA	National Indemnity Company	Ownership	100.000	Berkshire Hathaway Inc.	NO	
0031	Berkshire Hathaway Group	11014	39-1981312				Burlington Northern Santa Fe, LLC	DE	NIA	National Indemnity Company	Ownership	100.000	Berkshire Hathaway Inc.	NO	
			27-1754839				Continental Divide Insurance Company	CO	IA	National Indemnity Company	Ownership	100.000	Berkshire Hathaway Inc.	NO	
0031	Berkshire Hathaway Group	35939	84-0769120				Cypress Insurance Company	CA	IA	National Indemnity Company	Ownership	100.000	Berkshire Hathaway Inc.	NO	
0031	Berkshire Hathaway Group	10855	95-6042929				Douglas Building, LLC	DE	NIA	National Indemnity Company	Ownership	100.000	Berkshire Hathaway Inc.	NO	
			06-1633829				Finial Holdings, Inc.	DE	NIA	National Indemnity Company	Ownership	100.000	Berkshire Hathaway Inc.	NO	
			52-1135801				GEICO Corporation	DE	NIA	National Indemnity Company	Ownership	100.000	Berkshire Hathaway Inc.	NO	
0031	Berkshire Hathaway Group	34231	14-1584861				MLMIC Insurance Company	NY	IA	National Indemnity Company	Ownership	100.000	Berkshire Hathaway Inc.	NO	
0031	Berkshire Hathaway Group	20060	41-0971481				National Indemnity Company of Mid-America	IA	IA	National Indemnity Company	Ownership	100.000	Berkshire Hathaway Inc.	NO	
0031	Berkshire Hathaway Group	42137	59-2266845				National Indemnity Company of the South	IA	IA	National Indemnity Company	Ownership	100.000	Berkshire Hathaway Inc.	NO	
0031	Berkshire Hathaway Group	34630	47-0762702				Oak River Insurance Company	NE	IA	National Indemnity Company	Ownership	100.000	Berkshire Hathaway Inc.	NO	
0031	Berkshire Hathaway Group	11673	47-0530076				Redwood Fire and Casualty Insurance Company	NE	IA	National Indemnity Company	Ownership	100.000	Berkshire Hathaway Inc.	NO	
							SLI Holding Limited	GBR	NIA	National Indemnity Company	Ownership	100.000	Berkshire Hathaway Inc.	NO	
							Tenecom Limited	GBR	NIA	National Indemnity Company	Ownership	100.000	Berkshire Hathaway Inc.	NO	
							The British Aviation Insurance Company Limited	GBR	NIA	National Indemnity Company	Ownership	100.000	Berkshire Hathaway Inc.	NO	
			47-2406392				The Duracell Company	DE	NIA	National Indemnity Company	Ownership	33.110	Berkshire Hathaway Inc.	NO	
							Transfercom Limited	GBR	NIA	National Indemnity Company	Ownership	100.000	Berkshire Hathaway Inc.	NO	
			47-2138469				VT Insurance Acquisition Sub Inc.	DE	NIA	National Indemnity Company	Ownership	100.000	Berkshire Hathaway Inc.	NO	
0031	Berkshire Hathaway Group	11981	06-1678760				WestGUARD Insurance Company	PA	IA	National Indemnity Company	Ownership	100.000	Berkshire Hathaway Inc.	NO	
										National Liability & Fire Insurance Company	Ownership	1.490	Berkshire Hathaway Inc.	NO	
			47-2406392				The Duracell Company	DE	NIA	National Indemnity Company	Ownership	1.490	Berkshire Hathaway Inc.	NO	
			06-1093099				UTC Railcar Repair Services LLC	DE	NIA	NATX Repair Services LLC	Ownership	100.000	Berkshire Hathaway Inc.	NO	
			76-0457892				NE Hub Partners, L.P.	DE	NIA	NE Hub Partners, L.L.C.	Ownership	1.000	Berkshire Hathaway Inc.	NO	
			45-3621249				121 Acquisition Company LLC	TX	NIA	Nebraska Furniture Mart, Inc.	Ownership	100.000	Berkshire Hathaway Inc.	NO	
			86-2887449				CPI Development, LLC	TX	NIA	Nebraska Furniture Mart, Inc.	Ownership	100.000	Berkshire Hathaway Inc.	NO	
			47-0487472				Floors Inc.	NE	NIA	Nebraska Furniture Mart, Inc.	Ownership	100.000	Berkshire Hathaway Inc.	NO	
			95-4830456				Homemakers Plaza, Inc.	IA	NIA	Nebraska Furniture Mart, Inc.	Ownership	100.000	Berkshire Hathaway Inc.	NO	

ANNUAL STATEMENT FOR THE YEAR 2022 OF THE General Re Life Corporation

SCHEDULE Y
PART 1A - DETAIL OF INSURANCE HOLDING COMPANY SYSTEM

1	2	3	4	5	6	7	8	9	10	11	12	13	14	15	16
Group Code	Group Name	NAIC Company Code	ID Number	Federal RSSD	CIK	Name of Securities Exchange if Publicly Traded (U.S. or International)	Names of Parent, Subsidiaries Or Affiliates	Domiciliary Location	Relationship to Reporting Entity	Directly Controlled by (Name of Entity/Person)	Type of Control (Ownership, Board, Management, Attorney-in-Fact, Influence, Other)	If Control is Ownership Provide Percentage	Ultimate Controlling Entity(ies)/Person(s)	Is an SCA Filing Required? (Yes/No)	*
			37-1650069				LMG Ventures, LLC	TX	NIA	Nebraska Furniture Mart, Inc.	Ownership	100.000	Berkshire Hathaway Inc.	NO	
			84-4241774				NFM Custom Countertops, LLC	NE	NIA	Nebraska Furniture Mart, Inc.	Ownership	100.000	Berkshire Hathaway Inc.	NO	
			74-3021927				NFM of Kansas, Inc.	KS	NIA	Nebraska Furniture Mart, Inc.	Ownership	100.000	Berkshire Hathaway Inc.	NO	
			45-4530174				NFM Services LLC	TX	NIA	Nebraska Furniture Mart, Inc.	Ownership	100.000	Berkshire Hathaway Inc.	NO	
			87-4527726				RCP Logistics, LLC	NE	NIA	Nebraska Furniture Mart, Inc.	Ownership	100.000	Berkshire Hathaway Inc.	NO	
			45-3751317				TXFM INC	TX	NIA	Nebraska Furniture Mart, Inc.	Ownership	100.000	Berkshire Hathaway Inc.	NO	
			23-2074221				NRG America Holding Company	DE	NIA	Nederlandse Reassurantie Groep N.V.	Ownership	100.000	Berkshire Hathaway Inc.	NO	
							NRG Victory Holdings Limited	GBR	NIA	Nederlandse Reassurantie Groep N.V.	Ownership	100.000	Berkshire Hathaway Inc.	NO	
							NAT-1 Limited Partnership	CAN	NIA	NEP Holdings Limited Partnership	Ownership	89.990	Berkshire Hathaway Inc.	NO	
							NAT-1 GP Inc.	CAN	NIA	NEP Limited GP Inc.	Ownership	90.000	Berkshire Hathaway Inc.	NO	
							NEP Holdings Limited Partnership	CAN	NIA	NEP Limited GP Inc.	Ownership	0.010	Berkshire Hathaway Inc.	NO	
			31-0685809				NetJets Sales, Inc.	DE	NIA	NetJets Aviation, Inc.	Ownership	100.000	Berkshire Hathaway Inc.	NO	
			82-3814458				NJS145 LLC	DE	NIA	NetJets Aviation, Inc.	Ownership	100.000	Berkshire Hathaway Inc.	NO	
			13-4179171				NetJets Card Partners, Inc.	DE	NIA	NetJets Card Holdings, Inc.	Ownership	100.000	Berkshire Hathaway Inc.	NO	
			98-1132148				NetJets Europe, Sociedade Unipessoal Lda	PRT	NIA	NetJets Europe Holdings SGPS, Lda	Ownership	100.000	Berkshire Hathaway Inc.	NO	
			98-1131898				NetJets Europe Holdings SGPS, Lda	PRT	NIA	NetJets Europe Holdings, LLC	Ownership	12.870	Berkshire Hathaway Inc.	NO	
			98-0492927				NetJets Transportes Aereos, SA	PRT	NIA	NetJets Europe Holdings, LLC	Ownership	1.000	Berkshire Hathaway Inc.	NO	
			38-4424128				QS Financial Services LLC	DE	NIA	NetJets Financial Holdings LLC	Ownership	100.000	Berkshire Hathaway Inc.	NO	
			31-0913865				Executive Jet Management, Inc.	OH	NIA	NetJets Inc.	Ownership	100.000	Berkshire Hathaway Inc.	NO	
			31-0682096				NetJets Aviation, Inc.	DE	NIA	NetJets Inc.	Ownership	100.000	Berkshire Hathaway Inc.	NO	
			84-1631058				NetJets Card Holdings, Inc.	DE	NIA	NetJets Inc.	Ownership	100.000	Berkshire Hathaway Inc.	NO	
			61-2033885				NetJets Financial Holdings LLC	DE	NIA	NetJets Inc.	Ownership	100.000	Berkshire Hathaway Inc.	NO	
			22-3378514				NetJets International, Inc.	DE	NIA	NetJets Inc.	Ownership	100.000	Berkshire Hathaway Inc.	NO	
			31-1437187				NetJets Services, Inc.	DE	NIA	NetJets Inc.	Ownership	100.000	Berkshire Hathaway Inc.	NO	
			98-1228911				NJ Asia Limited	HKG	NIA	NetJets Inc.	Ownership	100.000	Berkshire Hathaway Inc.	NO	
			47-3591620				QS Partners LLC	DE	NIA	NetJets Inc.	Ownership	100.000	Berkshire Hathaway Inc.	NO	
			84-2062142				QS Security Services LLC	DE	NIA	NetJets Inc.	Ownership	100.000	Berkshire Hathaway Inc.	NO	
			98-0363663				NetJets Management Ltd.	GBR	NIA	NetJets International, Inc.	Ownership	100.000	Berkshire Hathaway Inc.	NO	
			22-3530627				NetJets U.S., Inc.	DE	NIA	NetJets International, Inc.	Ownership	100.000	Berkshire Hathaway Inc.	NO	
			57-1049421				NJI Sales, Inc.	DE	NIA	NetJets International, Inc.	Ownership	100.000	Berkshire Hathaway Inc.	NO	
							Executive Jet Management (Europe) Limited	GBR	NIA	NetJets Management Ltd.	Ownership	100.000	Berkshire Hathaway Inc.	NO	
							NetJets (Suisse) Sarl	CHE	NIA	NetJets Management Ltd.	Ownership	100.000	Berkshire Hathaway Inc.	NO	
							NetJets Deutschland GmbH	DEU	NIA	NetJets Management Ltd.	Ownership	100.000	Berkshire Hathaway Inc.	NO	
							NetJets France SARL	FRA	NIA	NetJets Management Ltd.	Ownership	100.000	Berkshire Hathaway Inc.	NO	
							NetJets Italy S.r.l.	ITA	NIA	NetJets Management Ltd.	Ownership	100.000	Berkshire Hathaway Inc.	NO	
							NetJets UK Ltd.	GBR	NIA	NetJets Management Ltd.	Ownership	100.000	Berkshire Hathaway Inc.	NO	
			35-2390820				NetJets Finance LLC	DE	NIA	NetJets Sales, Inc.	Ownership	100.000	Berkshire Hathaway Inc.	NO	
			98-0475837				NA-NetJets Aviation, Sociedade Unipessoal, Lda	PRT	NIA	NetJets U.S., Inc.	Ownership	100.000	Berkshire Hathaway Inc.	NO	
			98-1131898				NetJets Europe Holdings SGPS, Lda	PRT	NIA	NetJets U.S., Inc.	Ownership	74.160	Berkshire Hathaway Inc.	NO	
			20-1963975				NetJets Europe Holdings, LLC	DE	NIA	NetJets U.S., Inc.	Ownership	100.000	Berkshire Hathaway Inc.	NO	
			98-0492927				NetJets Transportes Aereos, SA	PRT	NIA	NetJets U.S., Inc.	Ownership	47.000	Berkshire Hathaway Inc.	NO	
			20-1963992				NJE Holdings, LLC	DE	NIA	NetJets U.S., Inc.	Ownership	100.000	Berkshire Hathaway Inc.	NO	
			88-0158034				Commonsite, Inc.	NV	NIA	Nevada Power Company	Ownership	100.000	Berkshire Hathaway Inc.	NO	
			88-6002040				Nevada Electric Investment Company	NV	NIA	Nevada Power Company	Ownership	100.000	Berkshire Hathaway Inc.	NO	
			84-5186120				NiChe Storage Solutions, LLC	DE	NIA	NiChe LNG, LLC	Ownership	100.000	Berkshire Hathaway Inc.	NO	
			20-5447265				Pivotal LNG, LLC	DE	NIA	NiChe LNG, LLC	Ownership	100.000	Berkshire Hathaway Inc.	NO	
			38-3944800				Rev LNG SSL BC LLC	PA	NIA	NiChe LNG, LLC	Ownership	100.000	Berkshire Hathaway Inc.	NO	
							NetJets China (Hong Kong) Limited	HKG	NIA	NJ Asia Limited	Ownership	24.500	Berkshire Hathaway Inc.	NO	

ANNUAL STATEMENT FOR THE YEAR 2022 OF THE General Re Life Corporation

SCHEDULE Y

PART 1A - DETAIL OF INSURANCE HOLDING COMPANY SYSTEM

1	2	3	4	5	6	7	8	9	10	11	12	13	14	15	16
Group Code	Group Name	NAIC Company Code	ID Number	Federal RSSD	CIK	Name of Securities Exchange if Publicly Traded (U.S. or International)	Names of Parent, Subsidiaries Or Affiliates	Domiciliary Location	Relationship to Reporting Entity	Directly Controlled by (Name of Entity/Person)	Type of Control (Ownership, Board, Management, Attorney-in-Fact, Influence, Other)	If Control is Ownership Provide Percentage	Ultimate Controlling Entity(ies)/Person(s)	Is an SCA Filing Required? (Yes/No)	*
							NetJets Strategic Holdings (Asia) Limited	.HKG	NIA	NJ Asia Limited	Ownership	50.000	Berkshire Hathaway Inc.	NO	
			98-1131898				NetJets Europe Holdings SGPS, Lda	.PRT	NIA	NJE Holdings, LLC	Ownership	12.970	Berkshire Hathaway Inc.	NO	
			98-0492927				NetJets Transportes Aereos, SA	.PRT	NIA	NJE Holdings, LLC	Ownership	1.000	Berkshire Hathaway Inc.	NO	
			93-0932349				Northern Natural Gas Company	.DE	NIA	MNGC Acquisition, LLC	Ownership	100.000	Berkshire Hathaway Inc.	NO	
			61-1276005				Andrews Laser Works Corporation	.KY	NIA	Noranco Manufacturing (USA) Ltd.	Ownership	0.100	Berkshire Hathaway Inc.	NO	
							Noranco Manufacturing Mexico, S.A. de C.V.	.MEX	NIA	Noranco Manufacturing (USA) Ltd.	Ownership	0.100	Berkshire Hathaway Inc.	NO	
							Noranco Mexico Services, S.A. de C.V.	.MEX	NIA	Noranco Manufacturing (USA) Ltd.	Ownership	100.000	Berkshire Hathaway Inc.	NO	
							CE Electric Services Limited	.GBR	NIA	Northern Electric plc.	Ownership	100.000	Berkshire Hathaway Inc.	NO	
							Central PowerGrid Limited	.GBR	NIA	Northern Electric plc.	Ownership	100.000	Berkshire Hathaway Inc.	NO	
							East Powergrid Limited	.GBR	NIA	Northern Electric plc.	Ownership	100.000	Berkshire Hathaway Inc.	NO	
							Eastern Powergrid Limited	.GBR	NIA	Northern Electric plc.	Ownership	100.000	Berkshire Hathaway Inc.	NO	
							Infrastructure North Limited	.GBR	NIA	Northern Electric plc.	Ownership	100.000	Berkshire Hathaway Inc.	NO	
							Integrated Utility Services Limited	.GBR	NIA	Northern Electric plc.	Ownership	100.000	Berkshire Hathaway Inc.	NO	
							IUS Limited	.GBR	NIA	Northern Electric plc.	Ownership	100.000	Berkshire Hathaway Inc.	NO	
							Midlands PowerGrid Limited	.GBR	NIA	Northern Electric plc.	Ownership	100.000	Berkshire Hathaway Inc.	NO	
							NEOL Limited	.GBR	NIA	Northern Electric plc.	Ownership	100.000	Berkshire Hathaway Inc.	NO	
							North East PowerGrid Limited	.GBR	NIA	Northern Electric plc.	Ownership	100.000	Berkshire Hathaway Inc.	NO	
							North Eastern PowerGrid Limited	.GBR	NIA	Northern Electric plc.	Ownership	100.000	Berkshire Hathaway Inc.	NO	
							North PowerGrid Limited	.GBR	NIA	Northern Electric plc.	Ownership	100.000	Berkshire Hathaway Inc.	NO	
							North West PowerGrid Limited	.GBR	NIA	Northern Electric plc.	Ownership	100.000	Berkshire Hathaway Inc.	NO	
							North Western PowerGrid Limited	.GBR	NIA	Northern Electric plc.	Ownership	100.000	Berkshire Hathaway Inc.	NO	
							Northern Electric Distribution Limited	.GBR	NIA	Northern Electric plc.	Ownership	100.000	Berkshire Hathaway Inc.	NO	
							Northern Electric Properties Limited	.GBR	NIA	Northern Electric plc.	Ownership	100.000	Berkshire Hathaway Inc.	NO	
							Northern Electric Share Scheme Trustee Limited	.GBR	NIA	Northern Electric plc.	Ownership	100.000	Berkshire Hathaway Inc.	NO	
							Northern Electricity (North East) Limited	.GBR	NIA	Northern Electric plc.	Ownership	100.000	Berkshire Hathaway Inc.	NO	
							Northern Electricity (Yorkshire) Limited	.GBR	NIA	Northern Electric plc.	Ownership	100.000	Berkshire Hathaway Inc.	NO	
							Northern Electricity Limited	.GBR	NIA	Northern Electric plc.	Ownership	100.000	Berkshire Hathaway Inc.	NO	
							Northern Electricity Networks Company (North East) Limited	.GBR	NIA	Northern Electric plc.	Ownership	100.000	Berkshire Hathaway Inc.	NO	
							Northern Electricity Networks Company (Yorkshire) Limited	.GBR	NIA	Northern Electric plc.	Ownership	100.000	Berkshire Hathaway Inc.	NO	
							Northern Electricity Networks Company Limited	.GBR	NIA	Northern Electric plc.	Ownership	100.000	Berkshire Hathaway Inc.	NO	
							Northern Electrics Limited	.GBR	NIA	Northern Electric plc.	Ownership	100.000	Berkshire Hathaway Inc.	NO	
							Northern Energy Funding Company Limited	.GBR	NIA	Northern Electric plc.	Ownership	100.000	Berkshire Hathaway Inc.	NO	
							Northern Power Networks Company (North East) Limited	.GBR	NIA	Northern Electric plc.	Ownership	100.000	Berkshire Hathaway Inc.	NO	
							Northern Power Networks Company (Yorkshire) Limited	.GBR	NIA	Northern Electric plc.	Ownership	100.000	Berkshire Hathaway Inc.	NO	
							Northern Power Networks Company Limited	.GBR	NIA	Northern Electric plc.	Ownership	100.000	Berkshire Hathaway Inc.	NO	
							Northern PowerGrid (North West) Limited	.GBR	NIA	Northern Electric plc.	Ownership	100.000	Berkshire Hathaway Inc.	NO	
							Northern Powergrid (Northeast) plc	.GBR	NIA	Northern Electric plc.	Ownership	100.000	Berkshire Hathaway Inc.	NO	
							Northern Powergrid Metering Limited	.GBR	NIA	Northern Electric plc.	Ownership	100.000	Berkshire Hathaway Inc.	NO	
							Northern Transport Finance Limited	.GBR	NIA	Northern Electric plc.	Ownership	100.000	Berkshire Hathaway Inc.	NO	
							Northern Utility Services Limited	.GBR	NIA	Northern Electric plc.	Ownership	100.000	Berkshire Hathaway Inc.	NO	
							PowerGrid (Central) Limited	.GBR	NIA	Northern Electric plc.	Ownership	100.000	Berkshire Hathaway Inc.	NO	
							PowerGrid (East) Limited	.GBR	NIA	Northern Electric plc.	Ownership	100.000	Berkshire Hathaway Inc.	NO	
							PowerGrid (Eastern) Limited	.GBR	NIA	Northern Electric plc.	Ownership	100.000	Berkshire Hathaway Inc.	NO	
							PowerGrid (Midlands) Limited	.GBR	NIA	Northern Electric plc.	Ownership	100.000	Berkshire Hathaway Inc.	NO	

ANNUAL STATEMENT FOR THE YEAR 2022 OF THE General Re Life Corporation

SCHEDULE Y

PART 1A - DETAIL OF INSURANCE HOLDING COMPANY SYSTEM

1	2	3	4	5	6	7	8	9	10	11	12	13	14	15	16
Group Code	Group Name	NAIC Company Code	ID Number	Federal RSSD	CIK	Name of Securities Exchange if Publicly Traded (U.S. or International)	Names of Parent, Subsidiaries Or Affiliates	Domiciliary Location	Relationship to Reporting Entity	Directly Controlled by (Name of Entity/Person)	Type of Control (Ownership, Board, Management, Attorney-in-Fact, Influence, Other)	If Control is Ownership Provide Percentage	Ultimate Controlling Entity(ies)/Person(s)	Is an SCA Filing Required? (Yes/No)	*
							PowerGrid (North East) Limited	.GBR	NIA	Northern Electric plc.	Ownership	100.000	Berkshire Hathaway Inc.	NO	
							PowerGrid (North Eastern) Limited	.GBR	NIA	Northern Electric plc.	Ownership	100.000	Berkshire Hathaway Inc.	NO	
							PowerGrid (North West) Limited	.GBR	NIA	Northern Electric plc.	Ownership	100.000	Berkshire Hathaway Inc.	NO	
							PowerGrid (North Western) Limited	.GBR	NIA	Northern Electric plc.	Ownership	100.000	Berkshire Hathaway Inc.	NO	
							PowerGrid (North) Limited	.GBR	NIA	Northern Electric plc.	Ownership	100.000	Berkshire Hathaway Inc.	NO	
							PowerGrid (Northern) Limited	.GBR	NIA	Northern Electric plc.	Ownership	100.000	Berkshire Hathaway Inc.	NO	
							PowerGrid (South East) Limited	.GBR	NIA	Northern Electric plc.	Ownership	100.000	Berkshire Hathaway Inc.	NO	
							PowerGrid (South Eastern) Limited	.GBR	NIA	Northern Electric plc.	Ownership	100.000	Berkshire Hathaway Inc.	NO	
							PowerGrid (South West) Limited	.GBR	NIA	Northern Electric plc.	Ownership	100.000	Berkshire Hathaway Inc.	NO	
							PowerGrid (South Western) Limited	.GBR	NIA	Northern Electric plc.	Ownership	100.000	Berkshire Hathaway Inc.	NO	
							PowerGrid (South) Limited	.GBR	NIA	Northern Electric plc.	Ownership	100.000	Berkshire Hathaway Inc.	NO	
							PowerGrid (Southern) Limited	.GBR	NIA	Northern Electric plc.	Ownership	100.000	Berkshire Hathaway Inc.	NO	
							PowerGrid (West) Limited	.GBR	NIA	Northern Electric plc.	Ownership	100.000	Berkshire Hathaway Inc.	NO	
							PowerGrid (Western) Limited	.GBR	NIA	Northern Electric plc.	Ownership	100.000	Berkshire Hathaway Inc.	NO	
							PowerGrid (Yorkshire) Limited	.GBR	NIA	Northern Electric plc.	Ownership	100.000	Berkshire Hathaway Inc.	NO	
							Selectusonline Limited	.GBR	NIA	Northern Electric plc.	Ownership	16.667	Berkshire Hathaway Inc.	NO	
							South East PowerGrid Limited	.GBR	NIA	Northern Electric plc.	Ownership	100.000	Berkshire Hathaway Inc.	NO	
							South Eastern PowerGrid Limited	.GBR	NIA	Northern Electric plc.	Ownership	100.000	Berkshire Hathaway Inc.	NO	
							South PowerGrid Limited	.GBR	NIA	Northern Electric plc.	Ownership	100.000	Berkshire Hathaway Inc.	NO	
							South West PowerGrid Limited	.GBR	NIA	Northern Electric plc.	Ownership	100.000	Berkshire Hathaway Inc.	NO	
							South Western PowerGrid Limited	.GBR	NIA	Northern Electric plc.	Ownership	100.000	Berkshire Hathaway Inc.	NO	
							Southern PowerGrid Limited	.GBR	NIA	Northern Electric plc.	Ownership	100.000	Berkshire Hathaway Inc.	NO	
							Vehicle Lease and Service Limited	.GBR	NIA	Northern Electric plc.	Ownership	50.000	Berkshire Hathaway Inc.	NO	
							West PowerGrid Limited	.GBR	NIA	Northern Electric plc.	Ownership	100.000	Berkshire Hathaway Inc.	NO	
							Western PowerGrid Limited	.GBR	NIA	Northern Electric plc.	Ownership	100.000	Berkshire Hathaway Inc.	NO	
							Yorkshire Electricity Distribution Limited	.GBR	NIA	Northern Electric plc.	Ownership	100.000	Berkshire Hathaway Inc.	NO	
							Yorkshire PowerGrid Limited	.GBR	NIA	Northern Electric plc.	Ownership	100.000	Berkshire Hathaway Inc.	NO	
							ElectraLink Limited	.GBR	NIA	Northern Powergrid (Northeast) plc	Ownership	6.200	Berkshire Hathaway Inc.	NO	
							Northern Electric Finance plc.	.GBR	NIA	Northern Powergrid (Northeast) plc	Ownership	100.000	Berkshire Hathaway Inc.	NO	
							ElectraLink Limited	.GBR	NIA	Northern Powergrid (Yorkshire) plc.	Ownership	7.200	Berkshire Hathaway Inc.	NO	
							CalEnergy Gas (Holdings) Limited	.GBR	NIA	Northern Powergrid Gas Limited	Ownership	100.000	Berkshire Hathaway Inc.	NO	
			98-0173268				Northern Powergrid UK Holdings	.GBR	NIA	Northern Powergrid Holdings Company	Ownership	99.010	Berkshire Hathaway Inc.	NO	
							Yorkshire Power Group Limited	.GBR	NIA	Northern Powergrid Holdings Company	Ownership	5.250	Berkshire Hathaway Inc.	NO	
							Integrated Utility Services Limited	.IRL	NIA	Northern Powergrid Limited	Ownership	100.000	Berkshire Hathaway Inc.	NO	
							Northern Electric plc.	.GBR	NIA	Northern Powergrid Limited	Ownership	100.000	Berkshire Hathaway Inc.	NO	
							Northern Powergrid Gas Limited	.GBR	NIA	Northern Powergrid Limited	Ownership	100.000	Berkshire Hathaway Inc.	NO	
							Northern Powergrid Limited	.GBR	NIA	Northern Powergrid UK Holdings	Ownership	100.000	Berkshire Hathaway Inc.	NO	
							Yorkshire Power Group Limited	.GBR	NIA	Northern Powergrid UK Holdings	Ownership	94.750	Berkshire Hathaway Inc.	NO	
							Berkshire India Limited	.IND	NIA	Northern States Agency, Inc.	Ownership	0.000	Berkshire Hathaway Inc.	NO	
			98-0414570				Global Aerospace Underwriting Managers Limited	.GBR	NIA	Northern States Agency, Inc.	Ownership	49.000	Berkshire Hathaway Inc.	NO	
							Larson-Juhl Ireland Ltd.	.IRL	NIA	Northampton Acquisition Limited	Ownership	100.000	Berkshire Hathaway Inc.	NO	
							Larson-Juhl s.r.o.	.CZE	NIA	Northampton Acquisition Limited	Ownership	100.000	Berkshire Hathaway Inc.	NO	
			98-0221543				Larson-Juhl UK	.GBR	NIA	Northampton Acquisition Limited	Ownership	100.000	Berkshire Hathaway Inc.	NO	
							Magnolia Group Limited	.GBR	NIA	Northampton Acquisition Limited	Ownership	100.000	Berkshire Hathaway Inc.	NO	
							Lubrizol Advanced Materials India Private Limited	.IND	NIA	Novon Hilton Davis, Inc.	Ownership	74.000	Berkshire Hathaway Inc.	NO	
							NRG Victory Reinsurance Limited	.GBR	NIA	NRG Victory Holdings Limited	Ownership	100.000	Berkshire Hathaway Inc.	NO	
							Systemate Numafa B.V.	.NLD	NIA	Nufama Holding B.V.	Ownership	100.000	Berkshire Hathaway Inc.	NO	

ANNUAL STATEMENT FOR THE YEAR 2022 OF THE General Re Life Corporation

SCHEDULE Y

PART 1A - DETAIL OF INSURANCE HOLDING COMPANY SYSTEM

1	2	3	4	5	6	7	8	9	10	11	12	13	14	15	16
Group Code	Group Name	NAIC Company Code	ID Number	Federal RSSD	CIK	Name of Securities Exchange if Publicly Traded (U.S. or International)	Names of Parent, Subsidiaries Or Affiliates	Domiciliary Location	Relationship to Reporting Entity	Directly Controlled by (Name of Entity/Person)	Type of Control (Ownership, Board, Management, Attorney-in-Fact, Influence, Other)	If Control is Ownership Provide Percentage	Ultimate Controlling Entity(ies)/Person(s)	Is an SCA Filing Required? (Yes/No)	*
			85-3337344				DesertLink Investments, LLC	NV	NIA	NV Energy, Inc.	Ownership	100.000	Berkshire Hathaway Inc.	NO	
			88-0093923				Lands of Sierra, Inc.	NV	NIA	NV Energy, Inc.	Ownership	100.000	Berkshire Hathaway Inc.	NO	
			88-0420104				Nevada Power Company	NV	NIA	NV Energy, Inc.	Ownership	100.000	Berkshire Hathaway Inc.	NO	
			27-1413915				NVE Insurance Company, Inc.	NV	NIA	NV Energy, Inc.	Ownership	100.000	Berkshire Hathaway Inc.	NO	
			88-0166967				Sierra Gas Holdings Company	NV	NIA	NV Energy, Inc.	Ownership	100.000	Berkshire Hathaway Inc.	NO	
			88-0044418				Sierra Pacific Power Company	NV	NIA	NV Energy, Inc.	Ownership	100.000	Berkshire Hathaway Inc.	NO	
			88-1098358				NV Energy, Inc.	NV	NIA	NVE Holdings, LLC	Ownership	100.000	Berkshire Hathaway Inc.	NO	
							Nylokex S. de R.L. de C.V.	MEX	NIA	Nylok LLC	Ownership	1.000	Berkshire Hathaway Inc.	NO	
							Tuf-Lok Fasteners Pvt Limited	IND	NIA	Nylok LLC	Ownership	24.000	Berkshire Hathaway Inc.	NO	
			27-4811963				Fun Express LLC	NE	NIA	Oriental Trading Company, Inc.	Ownership	100.000	Berkshire Hathaway Inc.	NO	
			27-4811648				OTC Direct, Inc.	NE	NIA	Oriental Trading Company, Inc.	Ownership	100.000	Berkshire Hathaway Inc.	NO	
			57-0647221				Smilemakers, Inc.	SC	NIA	Oriental Trading Company, Inc.	Ownership	100.000	Berkshire Hathaway Inc.	NO	
			68-0633198				SK Products Holding Company LLC	DE	NIA	OsteoMed LLC	Ownership	100.000	Berkshire Hathaway Inc.	NO	
			41-1671641				Mindware Corporation	IN	NIA	OTC Brands, Inc.	Ownership	100.000	Berkshire Hathaway Inc.	NO	
			80-0681455				Oriental Trading Company, Inc.	DE	NIA	OTC Brands, Inc.	Ownership	100.000	Berkshire Hathaway Inc.	NO	
							OTC Shanghai Trading Limited	CHN	NIA	OTC Brands, Inc.	Ownership	100.000	Berkshire Hathaway Inc.	NO	
							OTC Brands, Inc.	DE	NIA	OTC Worldwide Holdings, Inc.	Ownership	100.000	Berkshire Hathaway Inc.	NO	
			27-4791180				Bridger Coal Company	WY	NIA	Pacific Minerals, Inc.	Ownership	66.667	Berkshire Hathaway Inc.	NO	
			93-6091601				Energy West Mining Company	UT	NIA	PacifiCorp	Ownership	100.000	Berkshire Hathaway Inc.	NO	
			87-0479159				Pacific Minerals, Inc.	WY	NIA	PacifiCorp	Ownership	100.000	Berkshire Hathaway Inc.	NO	
			93-0625256				Palace Building, LLC	DE	NIA	Palace Building Master Tenant, LLC	Ownership	51.000	Berkshire Hathaway Inc.	NO	
			47-4465572				Precision Brand Products, Inc.	DE	NIA	Pan American Screw LLC	Ownership	100.000	Berkshire Hathaway Inc.	NO	
			36-2984953				Precision Steel Warehouse, Inc.	IL	NIA	Pan American Screw LLC	Ownership	100.000	Berkshire Hathaway Inc.	NO	
			36-3005603				Robertson Inc.	CAN	NIA	Pan American Screw LLC	Ownership	100.000	Berkshire Hathaway Inc.	NO	
			81-0215653				Western Builders Supply, Inc.	MT	NIA	Pan American Screw LLC	Ownership	100.000	Berkshire Hathaway Inc.	NO	
							Southwest United de Mexico, S.A. de C.V.	MEX	NIA	PCC Aerostructures Mexico, S.A. de C.V.	Ownership	20.000	Berkshire Hathaway Inc.	NO	
			34-0894486				Mold Masters Intl. LLC	OH	NIA	PCC Airfoils LLC	Ownership	100.000	Berkshire Hathaway Inc.	NO	
							PCC Airfoils S.A. de C.V.	MEX	NIA	PCC Airfoils LLC	Ownership	50.000	Berkshire Hathaway Inc.	NO	
							Wyman-Gordon Monterrey, S. de R.L. de C.V.	MEX	NIA	PCC Airfoils S.A. de C.V.	Ownership	0.010	Berkshire Hathaway Inc.	NO	
			98-1058493				Centra Industries Inc.	CAN	NIA	PCC Canada Holding ULC	Ownership	100.000	Berkshire Hathaway Inc.	NO	
			98-0705427				Noranco Inc.	CAN	NIA	PCC Canada Holding ULC	Ownership	100.000	Berkshire Hathaway Inc.	NO	
							AETC Limited	GBR	NIA	PCC Finance Luxembourg S.a' r.l.	Ownership	100.000	Berkshire Hathaway Inc.	NO	
			98-0583516				Caledonian Alloys Group Limited	GBR	NIA	PCC Finance Luxembourg S.a' r.l.	Ownership	100.000	Berkshire Hathaway Inc.	NO	
			98-0583519				Caledonian Alloys Limited	GBR	NIA	PCC Finance Luxembourg S.a' r.l.	Ownership	100.000	Berkshire Hathaway Inc.	NO	
			98-1142275				KALISTRUT Aerospace S.A.S.	FRA	NIA	PCC Finance Luxembourg S.a' r.l.	Ownership	100.000	Berkshire Hathaway Inc.	NO	
							PCC Germany Holdings GmbH	DEU	NIA	PCC Finance Luxembourg S.a' r.l.	Ownership	31.000	Berkshire Hathaway Inc.	NO	
			98-0443669				Precision Castparts Corp. France S.a.r.l.	FRA	NIA	PCC Finance Luxembourg S.a' r.l.	Ownership	100.000	Berkshire Hathaway Inc.	NO	
			98-0574214				Shur-Lok International S.A.	BEL	NIA	PCC Finance Luxembourg S.a' r.l.	Ownership	100.000	Berkshire Hathaway Inc.	NO	
			80-0500570				SOS International Holdings, LLC	DE	NIA	PCC Finance Luxembourg S.a' r.l.	Ownership	100.000	Berkshire Hathaway Inc.	NO	
							SPS International S.a' r.l.	LUX	NIA	PCC Finance Luxembourg S.a' r.l.	Ownership	100.000	Berkshire Hathaway Inc.	NO	
			73-1364801				PCC Flow Technologies, Inc.	DE	NIA	PCC Flow Technologies Holdings, Inc.	Ownership	100.000	Berkshire Hathaway Inc.	NO	
							Wilhelm Schulz GmbH	DEU	NIA	PCC Germany Holdings GmbH	Ownership	100.000	Berkshire Hathaway Inc.	NO	
			98-0574217				PCC Luxembourg Holdings S.a' r.l.	LUX	NIA	PCC Luxembourg Holdings LLC	Ownership	0.000	Berkshire Hathaway Inc.	NO	
							AFT EUROPE - Advanced Forming Technology Ltd.	HUN	NIA	PCC Luxembourg Holdings S.a' r.l.	Ownership	100.000	Berkshire Hathaway Inc.	NO	
			52-2005557				Wyman-Gordon Limited	GBR	NIA	PCC Luxembourg Holdings S.a' r.l.	Ownership	100.000	Berkshire Hathaway Inc.	NO	
			82-5103619				PCC Structurals Wax Center, LLC	OR	NIA	PCC Structurals, Inc.	Ownership	100.000	Berkshire Hathaway Inc.	NO	
			06-1586038				CTRE, L.L.C.	DE	NIA	PCRE, L.L.C.	Ownership	100.000	Berkshire Hathaway Inc.	NO	
			06-1505589				Northeast Referral Group, LLC	DE	NIA	PCRE, L.L.C.	Ownership	100.000	Berkshire Hathaway Inc.	NO	

ANNUAL STATEMENT FOR THE YEAR 2022 OF THE General Re Life Corporation

SCHEDULE Y

PART 1A - DETAIL OF INSURANCE HOLDING COMPANY SYSTEM

1	2	3	4	5	6	7	8	9	10	11	12	13	14	15	16
Group Code	Group Name	NAIC Company Code	ID Number	Federal RSSD	CIK	Name of Securities Exchange if Publicly Traded (U.S. or International)	Names of Parent, Subsidiaries Or Affiliates	Domiciliary Location	Relationship to Reporting Entity	Directly Controlled by (Name of Entity/Person)	Type of Control (Ownership, Board, Management, Attorney-in-Fact, Influence, Other)	If Control is Ownership Provide Percentage	Ultimate Controlling Entity(ies)/Person(s)	Is an SCA Filing Required? (Yes/No)	*
			26-4498790				Property Services Northeast, LLC	CT	NIA	PGRE, L.L.C.	Ownership	100.000	Berkshire Hathaway Inc.	NO	
			47-4703078				Pegasus CSG1, LLC	MN	NIA	Pegasus Community Solar Gardens, LLC	Ownership	100.000	Berkshire Hathaway Inc.	NO	
			47-4722408				Pegasus CSG2, LLC	MN	NIA	Pegasus Community Solar Gardens, LLC	Ownership	100.000	Berkshire Hathaway Inc.	NO	
			82-0641380				FFW de Mexico, S.A. de C.V.	MEX	NIA	Perfection de Mexico, SAPI de CV	Ownership	0.002	Berkshire Hathaway Inc.	NO	
			81-3396562				Marmon Engine Controls LLC	DE	NIA	Perfection Hy-Test Company	Ownership	100.000	Berkshire Hathaway Inc.	NO	
							Marmon Engine Technologies LLC	DE	NIA	Perfection Hy-Test Company	Ownership	100.000	Berkshire Hathaway Inc.	NO	
							Marmon Engine Technologies Mexico, S.A. de C.V.	MEX	NIA	Perfection Hy-Test Company	Ownership	99.900	Berkshire Hathaway Inc.	NO	
			47-5207492				Marmon Ride Control Products LLC	DE	NIA	Perfection Hy-Test Company	Ownership	100.000	Berkshire Hathaway Inc.	NO	
							Perfection de Mexico, SAPI de CV	MEX	NIA	Perfection Hy-Test Company	Ownership	50.000	Berkshire Hathaway Inc.	NO	
							Productos de Marmon Paseo Controles, S.A. de C.V.	MEX	NIA	Perfection Hy-Test Company	Ownership	99.900	Berkshire Hathaway Inc.	NO	
			83-1556509				Tier Path LLC	DE	NIA	Perfection Hy-Test Company	Ownership	100.000	Berkshire Hathaway Inc.	NO	
			45-4139653				Trensor LLC	CA	NIA	Perfection Hy-Test Company	Ownership	100.000	Berkshire Hathaway Inc.	NO	
			26-2134220				Permaswage Holdings, Inc.	DE	NIA	Permaswage Holding SAS	Ownership	100.000	Berkshire Hathaway Inc.	NO	
							Permaswage SAS	FRA	NIA	Permaswage Holding SAS	Ownership	100.000	Berkshire Hathaway Inc.	NO	
			20-1997283				Designed Metal Connections, Inc.	DE	NIA	Permaswage Holdings, Inc.	Ownership	100.000	Berkshire Hathaway Inc.	NO	
							Permaswage (Suzhou) Co. Ltd.	CHN	NIA	Permaswage Holdings, Inc.	Ownership	100.000	Berkshire Hathaway Inc.	NO	
			33-0800278				California Title Company	CA	NIA	Pickford Holdings LLC	Ownership	63.694	Berkshire Hathaway Inc.	NO	
							Pickford Realty, Ltd., a California Limited Partnership	CA	NIA	Pickford Real Estate, Inc.	Ownership	1.000	Berkshire Hathaway Inc.	NO	
			33-0396055				Pickford Escrow Company, Inc.	CA	NIA	Pickford Services Company	Ownership	100.000	Berkshire Hathaway Inc.	NO	
			33-0479882				The Escrow Firm, Inc.	CA	NIA	Pickford Services Company	Ownership	100.000	Berkshire Hathaway Inc.	NO	
			36-1178800				Wilbert, Inc.	NC	NIA	Piedmont Manufacturing Group, LLC	Ownership	100.000	Berkshire Hathaway Inc.	NO	
			27-1465453				Pinyon Pines Wind I, LLC	DE	NIA	Pinyon Pines I Holding Company, LLC	Ownership	100.000	Berkshire Hathaway Inc.	NO	
			27-2498877				Pinyon Pines Wind II, LLC	DE	NIA	Pinyon Pines II Holding Company, LLC	Ownership	100.000	Berkshire Hathaway Inc.	NO	
			81-4837773				Pinyon Pines Funding, LLC	DE	NIA	Pinyon Pines Projects Holding, LLC	Ownership	100.000	Berkshire Hathaway Inc.	NO	
			36-4802342				JAX LNG, LLC	DE	NIA	Pivotal JAX LNG, LLC	Ownership	50.000	Berkshire Hathaway Inc.	NO	
			36-4801462				Pivotal JAX LNG, LLC	DE	NIA	Pivotal LNG, LLC	Ownership	100.000	Berkshire Hathaway Inc.	NO	
							MiTek Vietnam Co. Ltd	VNM	NIA	Platinum Global Services Pty Ltd	Ownership	100.000	Berkshire Hathaway Inc.	NO	
			47-5406387				Pollux CSG1, LLC	MN	NIA	Pollux Community Solar Gardens, LLC	Ownership	100.000	Berkshire Hathaway Inc.	NO	
			47-5417900				Pollux CSG2, LLC	MN	NIA	Pollux Community Solar Gardens, LLC	Ownership	100.000	Berkshire Hathaway Inc.	NO	
			42-1767315				Polysols Textile Solutions, Inc.	SC	NIA	Polysols Holdings, Inc.	Ownership	100.000	Berkshire Hathaway Inc.	NO	
			47-2323806				PSR Enterprises, LLC	SC	NIA	Polysols Holdings, Inc.	Ownership	100.000	Berkshire Hathaway Inc.	NO	
			47-2323709				Polysols Holdings, Inc.	DE	NIA	Polywert GmbH	Ownership	100.000	Berkshire Hathaway Inc.	NO	
			93-0246090				PacifiCorp	OR	NIA	PPW Holdings LLC	Ownership	100.000	Berkshire Hathaway Inc.	NO	
			95-1721860				Aerocraft Heat Treating Co., Inc.	CA	NIA	Precision Castparts Corp.	Ownership	100.000	Berkshire Hathaway Inc.	NO	
			95-4225652				Aerospace Dynamics International, Inc.	CA	NIA	Precision Castparts Corp.	Ownership	100.000	Berkshire Hathaway Inc.	NO	
			46-2291458				AIPCF V CHI Blocker Inc.	DE	NIA	Precision Castparts Corp.	Ownership	100.000	Berkshire Hathaway Inc.	NO	
			86-1093480				Alu-Forge, Inc.	CA	NIA	Precision Castparts Corp.	Ownership	100.000	Berkshire Hathaway Inc.	NO	
			47-1655957				Atlantic Precision, Inc.	WI	NIA	Precision Castparts Corp.	Ownership	100.000	Berkshire Hathaway Inc.	NO	
			57-0862054				Caledonian Alloys, Inc.	SC	NIA	Precision Castparts Corp.	Ownership	100.000	Berkshire Hathaway Inc.	NO	
			95-2152781				Carlton Forge Works	CA	NIA	Precision Castparts Corp.	Ownership	100.000	Berkshire Hathaway Inc.	NO	
			95-3633752				Composites Horizons, LLC	DE	NIA	Precision Castparts Corp.	Ownership	80.809	Berkshire Hathaway Inc.	NO	
			95-2833111				Dickson Testing Co., Inc.	CA	NIA	Precision Castparts Corp.	Ownership	100.000	Berkshire Hathaway Inc.	NO	
			14-1505298				Environment-One Corporation	NY	NIA	Precision Castparts Corp.	Ownership	100.000	Berkshire Hathaway Inc.	NO	
			48-0882691				Exacta Aerospace, Inc.	KS	NIA	Precision Castparts Corp.	Ownership	100.000	Berkshire Hathaway Inc.	NO	
			91-1096274				Fatigue Technology, Inc.	IA	NIA	Precision Castparts Corp.	Ownership	100.000	Berkshire Hathaway Inc.	NO	
			20-2471863				Hamilton Aviation, Inc.	OR	NIA	Precision Castparts Corp.	Ownership	100.000	Berkshire Hathaway Inc.	NO	

ANNUAL STATEMENT FOR THE YEAR 2022 OF THE General Re Life Corporation

SCHEDULE Y

PART 1A - DETAIL OF INSURANCE HOLDING COMPANY SYSTEM

1	2	3	4	5	6	7	8	9	10	11	12	13	14	15	16
Group Code	Group Name	NAIC Company Code	ID Number	Federal RSSD	CIK	Name of Securities Exchange if Publicly Traded (U.S. or International)	Names of Parent, Subsidiaries Or Affiliates	Domi-ciliary Location	Relation-ship to Reporting Entity	Directly Controlled by (Name of Entity/Person)	Type of Control (Ownership, Board, Management, Attorney-in-Fact, Influence, Other)	If Control is Ownership Provide Percentage	Ultimate Controlling Entity(ies)/Person(s)	Is an SCA Filing Re-quired? (Yes/No)	*
			77-0321770				Innovative Coatings Technology Corporation ..	CA	NIA	Precision Castparts Corp.	Ownership	100.000	Berkshire Hathaway Inc.	NO	
			95-3412882				Ken's Spray Equipment, Inc.	CA	NIA	Precision Castparts Corp.	Ownership	100.000	Berkshire Hathaway Inc.	NO	
			27-2315821				Klune Holdings, Inc.	DE	NIA	Precision Castparts Corp.	Ownership	100.000	Berkshire Hathaway Inc.	NO	
			27-5376340				LJ Aero Holdings, Inc.	DE	NIA	Precision Castparts Corp.	Ownership	100.000	Berkshire Hathaway Inc.	NO	
			38-3761654				LJ Synch Holdings, Inc.	DE	NIA	Precision Castparts Corp.	Ownership	100.000	Berkshire Hathaway Inc.	NO	
			26-0563717				Metalaac Fasteners, Inc.	OR	NIA	Precision Castparts Corp.	Ownership	100.000	Berkshire Hathaway Inc.	NO	
			99-0367323				Noranco Manufacturing (USA) Ltd.	DE	NIA	Precision Castparts Corp.	Ownership	100.000	Berkshire Hathaway Inc.	NO	
							Noranco Manufacturing Mexico, S.A. de C.V.	MEX	NIA	Precision Castparts Corp.	Ownership	99.900	Berkshire Hathaway Inc.	NO	
							Noranco Mexico Services, S.A. de C.V.	MEX	NIA	Precision Castparts Corp.	Ownership	99.900	Berkshire Hathaway Inc.	NO	
			84-1882499				PCC Aerostructures Integration Center, LLC ..	OR	NIA	Precision Castparts Corp.	Ownership	100.000	Berkshire Hathaway Inc.	NO	
							PCC Aerostructures Mexico, S.A. de C.V.	MEX	NIA	Precision Castparts Corp.	Ownership	100.000	Berkshire Hathaway Inc.	NO	
			34-0821246				PCC Airfoils LLC ..	OH	NIA	Precision Castparts Corp.	Ownership	100.000	Berkshire Hathaway Inc.	NO	
							PCC Airfoils S.A. de C.V.	MEX	NIA	Precision Castparts Corp.	Ownership	50.000	Berkshire Hathaway Inc.	NO	
							PCC Canada Holding ULC ..	CAN	NIA	Precision Castparts Corp.	Ownership	100.000	Berkshire Hathaway Inc.	NO	
							PCC Distribution Japan K.K.	JPN	NIA	Precision Castparts Corp.	Ownership	100.000	Berkshire Hathaway Inc.	NO	
			94-3115884				PCC Flow Technologies Holdings, Inc.	DE	NIA	Precision Castparts Corp.	Ownership	100.000	Berkshire Hathaway Inc.	NO	
							PCC Germany Holdings GmbH ..	DEU	NIA	Precision Castparts Corp.	Ownership	69.000	Berkshire Hathaway Inc.	NO	
							PCC Luxembourg Holdings LLC ..	DE	NIA	Precision Castparts Corp.	Ownership	100.000	Berkshire Hathaway Inc.	NO	
			98-0574217				PCC Luxembourg Holdings S.a' r.l.	LUX	NIA	Precision Castparts Corp.	Ownership	15.600	Berkshire Hathaway Inc.	NO	
			45-2600604				PCC Rollmet, Inc.	CA	NIA	Precision Castparts Corp.	Ownership	100.000	Berkshire Hathaway Inc.	NO	
			06-1114587				PCC Specialty Products, LLC ..	DE	NIA	Precision Castparts Corp.	Ownership	100.000	Berkshire Hathaway Inc.	NO	
			93-1220449				PCC Structuralis, Inc.	OR	NIA	Precision Castparts Corp.	Ownership	100.000	Berkshire Hathaway Inc.	NO	
							Permaswage Holding SAS ..	FRA	NIA	Precision Castparts Corp.	Ownership	100.000	Berkshire Hathaway Inc.	NO	
							Precision Castparts CZ s.r.o.	CZE	NIA	Precision Castparts Corp.	Ownership	100.000	Berkshire Hathaway Inc.	NO	
			95-3315953				Press Forge Company ..	CA	NIA	Precision Castparts Corp.	Ownership	100.000	Berkshire Hathaway Inc.	NO	
			33-1139106				Primus International Holding Company ..	DE	NIA	Precision Castparts Corp.	Ownership	100.000	Berkshire Hathaway Inc.	NO	
			41-2127968				Progressive Incorporated ..	DE	NIA	Precision Castparts Corp.	Ownership	100.000	Berkshire Hathaway Inc.	NO	
			91-0836177				Protective Coatings, Inc.	WA	NIA	Precision Castparts Corp.	Ownership	100.000	Berkshire Hathaway Inc.	NO	
			27-1865020				RathGibson Holding Co. LLC ..	DE	NIA	Precision Castparts Corp.	Ownership	100.000	Berkshire Hathaway Inc.	NO	
			95-1908842				Shultz Steel Company ..	CA	NIA	Precision Castparts Corp.	Ownership	100.000	Berkshire Hathaway Inc.	NO	
			73-0672728				Southwest United Industries, Inc.	OK	NIA	Precision Castparts Corp.	Ownership	100.000	Berkshire Hathaway Inc.	NO	
			25-1445468				Special Metals Corporation ..	DE	NIA	Precision Castparts Corp.	Ownership	100.000	Berkshire Hathaway Inc.	NO	
			98-0652145				SPS Asia Limited ..	HKG	NIA	Precision Castparts Corp.	Ownership	99.990	Berkshire Hathaway Inc.	NO	
			23-1116110				SPS Technologies, LLC ..	PA	NIA	Precision Castparts Corp.	Ownership	100.000	Berkshire Hathaway Inc.	NO	
			98-0644935				SXP Schulz Xtruded Products LLC ..	GA	NIA	Precision Castparts Corp.	Ownership	100.000	Berkshire Hathaway Inc.	NO	
			26-4451061				THI Acquisition, Inc.	DE	NIA	Precision Castparts Corp.	Ownership	100.000	Berkshire Hathaway Inc.	NO	
			13-5630895				Titanium Metals Corporation ..	DE	NIA	Precision Castparts Corp.	Ownership	100.000	Berkshire Hathaway Inc.	NO	
			04-1992780				Wyman-Gordon Company ..	WA	NIA	Precision Castparts Corp.	Ownership	100.000	Berkshire Hathaway Inc.	NO	
			04-3541052				Wyman-Gordon Forgings (Cleveland), Inc.	OH	NIA	Precision Castparts Corp.	Ownership	100.000	Berkshire Hathaway Inc.	NO	
			45-2425501				Wyman-Gordon Pennsylvania, LLC ..	OR	NIA	Precision Castparts Corp.	Ownership	100.000	Berkshire Hathaway Inc.	NO	
			36-2827595				Bourn & Koch, Inc.	IL	NIA	Precision Cutting Technologies, Inc.	Ownership	100.000	Berkshire Hathaway Inc.	NO	
							Primus International Suzhou Ltd.	CHN	NIA	Primus International Cayman Co.	Ownership	100.000	Berkshire Hathaway Inc.	NO	
			91-0941460				Primus International Inc.	WA	NIA	Primus International Holding Company ..	Ownership	100.000	Berkshire Hathaway Inc.	NO	
			91-1256943				Accra Manufacturing, Inc.	WA	NIA	Primus International Inc.	Ownership	100.000	Berkshire Hathaway Inc.	NO	
			46-2301663				PCC Aerostructures Wilkes-Barre, LLC ..	OR	NIA	Primus International Inc.	Ownership	100.000	Berkshire Hathaway Inc.	NO	
			98-1093544				Primus International Cayman Co.	CYM	NIA	Primus International Inc.	Ownership	100.000	Berkshire Hathaway Inc.	NO	
			91-2031156				University Swaging Corporation ..	DE	NIA	Primus International Inc.	Ownership	100.000	Berkshire Hathaway Inc.	NO	
			73-1108292				Walden's Machine, LLC ..	OK	NIA	Primus International Inc.	Ownership	100.000	Berkshire Hathaway Inc.	NO	

ANNUAL STATEMENT FOR THE YEAR 2022 OF THE General Re Life Corporation

SCHEDULE Y

PART 1A - DETAIL OF INSURANCE HOLDING COMPANY SYSTEM

1	2	3	4	5	6	7	8	9	10	11	12	13	14	15	16
Group Code	Group Name	NAIC Company Code	ID Number	Federal RSSD	CIK	Name of Securities Exchange if Publicly Traded (U.S. or International)	Names of Parent, Subsidiaries Or Affiliates	Domi-ciliary Location	Relation-ship to Reporting Entity	Directly Controlled by (Name of Entity/Person)	Type of Control (Ownership, Board, Management, Attorney-in-Fact, Influence, Other)	If Control is Ownership Provide Percentage	Ultimate Controlling Entity(ies)/Person(s)	Is an SCA Filing Re-quired? (Yes/No)	*
			98-1201456				Prince Castle Kitchen Equipment (Shanghai) Co., Ltd.	..CHNNIA	Prince Castle Inc (Ningbo)	Ownership	100.000	Berkshire Hathaway Inc.	..NO	
			04-3727863				Vertis Insurance Group, Inc.	..FLNIA	Priority One Financial Services, Inc.	Ownership	100.000	Berkshire Hathaway Inc.	..NO	
			37-1753874				PRISM Plastics, Inc.	..DENIA	PRISM Holdings LLC	Ownership	100.000	Berkshire Hathaway Inc.	..NO	
							PRISM Mexico, S. De R.L. De C.V.	..MEXNIA	PRISM Plastics, Inc.	Ownership	1.000	Berkshire Hathaway Inc.	..NO	
							Procor Repair Services Ltd.	..CANNIA	Procor Limited	Ownership	100.000	Berkshire Hathaway Inc.	..NO	
							Procor Railcar Repair Services Company	..CANNIA	Procor Repair Services Ltd.	Ownership	100.000	Berkshire Hathaway Inc.	..NO	
							Procovos GMBH	..DEUNIA	Procovos SAS	Ownership	100.000	Berkshire Hathaway Inc.	..NO	
							STGS Tunisie	..TUNNIA	Procovos SAS	Ownership	99.993	Berkshire Hathaway Inc.	..NO	
							ALS (Aust) Pty. Ltd.	..AUSNIA	Procrane Holdings, Inc.	Ownership	100.000	Berkshire Hathaway Inc.	..NO	
							Booligal Services Pty. Ltd.	..AUSNIA	Procrane Holdings, Inc.	Ownership	100.000	Berkshire Hathaway Inc.	..NO	
			75-2061724				Joyce Steel Erection LLC	..DENIA	Procrane Holdings, Inc.	Ownership	100.000	Berkshire Hathaway Inc.	..NO	
							Marmon Crane (Australia) Pty Ltd	..AUSNIA	Procrane Holdings, Inc.	Ownership	100.000	Berkshire Hathaway Inc.	..NO	
							Procrane Inc.	..CANNIA	Procrane Holdings, Inc.	Ownership	100.000	Berkshire Hathaway Inc.	..NO	
			37-1484087				Sterling Crane LLC	..DENIA	Procrane Holdings, Inc.	Ownership	100.000	Berkshire Hathaway Inc.	..NO	
							Marmon Construction Services (Australia) Holdings Pty Ltd.	..AUSNIA	Procrane Inc.	Ownership	100.000	Berkshire Hathaway Inc.	..NO	
							McKay Sterling Crane Ltd.	..CANNIA	Procrane Inc.	Ownership	49.000	Berkshire Hathaway Inc.	..NO	
							Procrane Oceania Inc.	..CANNIA	Procrane Inc.	Ownership	100.000	Berkshire Hathaway Inc.	..NO	
							Procrane Sales Inc.	..CANNIA	Procrane Inc.	Ownership	100.000	Berkshire Hathaway Inc.	..NO	
							Sterling Crane (Singapore) Pte. Ltd.	..SGPNIA	Procrane Inc.	Ownership	100.000	Berkshire Hathaway Inc.	..NO	
							Proterra Energy Solutions Inc	..CANNIA	Prolium Industries Ltd.	Ownership	100.000	Berkshire Hathaway Inc.	..NO	
			41-1914032				HomeServices Lending, LLC	..DENIA	Prosperity Home Mortgage, LLC	Ownership	100.000	Berkshire Hathaway Inc.	..NO	
			87-2873003				PHM Holdings, LLC	..DENIA	Prosperity Home Mortgage, LLC	Ownership	100.000	Berkshire Hathaway Inc.	..NO	
							Realm Home Mortgage, LLC	..DENIA	Prosperity Home Mortgage, LLC	Ownership	100.000	Berkshire Hathaway Inc.	..NO	
			86-1764442				RC Willey 5600 West LLC	..UTNIA	R. C. Willey Home Furnishings	Ownership	100.000	Berkshire Hathaway Inc.	..NO	
							Advanced Mobility & Shelter Technologies, LLC								
			20-5832960				CEI Equipment Company, LLC	..ILNIA	R.C. Tway Company, LLC	Ownership	100.000	Berkshire Hathaway Inc.	..NO	
			42-1059101				Kentucky Trailer Paint and Reconditioning Center, LLC	..DENIA	R.C. Tway Company, LLC	Ownership	100.000	Berkshire Hathaway Inc.	..NO	
			61-0366810				Kentucky Trailer Services, LLC	..KYNIA	R.C. Tway Company, LLC	Ownership	100.000	Berkshire Hathaway Inc.	..NO	
			61-0366810				KT European Holdings, LLC	..KYNIA	R.C. Tway Company, LLC	Ownership	100.000	Berkshire Hathaway Inc.	..NO	
							KT Smit Mobile Cooperatie	..NLDNIA	R.C. Tway Company, LLC	Ownership	99.990	Berkshire Hathaway Inc.	..NO	
			46-3098678				Magna Van Development Company, LLC	..KYNIA	R.C. Tway Company, LLC	Ownership	50.000	Berkshire Hathaway Inc.	..NO	
			61-0366810				Trailer Technologies Holdings, LLC	..KYNIA	R.C. Tway Company, LLC	Ownership	100.000	Berkshire Hathaway Inc.	..NO	
			83-2340006				Focused Technology Solutions, Inc.	..DENIA	Railsolve, Inc.	Ownership	100.000	Berkshire Hathaway Inc.	..NO	
							Railsolve Mexicana, S de R.L. de C.V.	..MEXNIA	Railsolve, Inc.	Ownership	96.670	Berkshire Hathaway Inc.	..NO	
			27-2513076				RathGibson LLC	..DENIA	RathGibson Holding Co. LLC	Ownership	100.000	Berkshire Hathaway Inc.	..NO	
			27-2518430				Greenville Tube Company LLC	..DENIA	RathGibson LLC	Ownership	100.000	Berkshire Hathaway Inc.	..NO	
			27-2518836				RathGibson Janesville LLC	..DENIA	RathGibson LLC	Ownership	100.000	Berkshire Hathaway Inc.	..NO	
			27-2519007				RathGibson North Branch LLC	..DENIA	RathGibson LLC	Ownership	100.000	Berkshire Hathaway Inc.	..NO	
							Ray-Q Interconnection Technologies India Private Ltd	..INDNIA	Ray-Q Ltd	Ownership	100.000	Berkshire Hathaway Inc.	..NO	
			98-1152465				Ray-Q, LLC	..DENIA	Ray-Q Ltd	Ownership	100.000	Berkshire Hathaway Inc.	..NO	
			26-4575730				Kansas City Title, Inc.	..MONIA	Reece & Nichols Realtors, Inc.	Ownership	100.000	Berkshire Hathaway Inc.	..NO	
			43-1887243				Mid-America Referral Network, Inc.	..KSNIA	Reece & Nichols Realtors, Inc.	Ownership	100.000	Berkshire Hathaway Inc.	..NO	
			48-0993844				Reece & Nichols Alliance, Inc.	..KSNIA	Reece & Nichols Realtors, Inc.	Ownership	100.000	Berkshire Hathaway Inc.	..NO	
			48-1133651				Reece Commercial, Inc.	..KSNIA	Reece & Nichols Realtors, Inc.	Ownership	100.000	Berkshire Hathaway Inc.	..NO	
			48-1207012				Berkshire India Limited	..INDNIA	Resolute Management Inc.	Ownership	0.000	Berkshire Hathaway Inc.	..NO	

53.75

ANNUAL STATEMENT FOR THE YEAR 2022 OF THE General Re Life Corporation

SCHEDULE Y

PART 1A - DETAIL OF INSURANCE HOLDING COMPANY SYSTEM

1	2	3	4	5	6	7	8	9	10	11	12	13	14	15	16
Group Code	Group Name	NAIC Company Code	ID Number	Federal RSSD	CIK	Name of Securities Exchange if Publicly Traded (U.S. or International)	Names of Parent, Subsidiaries Or Affiliates	Domiciliary Location	Relationship to Reporting Entity	Directly Controlled by (Name of Entity/Person)	Type of Control (Ownership, Board, Management, Attorney-in-Fact, Influence, Other)	If Control is Ownership Provide Percentage	Ultimate Controlling Entity(ies)/Person(s)	Is an SCA Filing Required? (Yes/No)	*
							Spantech Technology Solutions S.L.	.ESP	NIA	RFMW Europe Limited	Ownership	100.000	Berkshire Hathaway Inc.	NO	
							RFMW GmbH	.DEU	NIA	RFMW UK	Ownership	100.000	Berkshire Hathaway Inc.	NO	
							RGS Settlements of Pennsylvania, LLC	.PA	NIA	RGS Title, LLC	Ownership	100.000	Berkshire Hathaway Inc.	NO	
			98-0385481				DRL Manufacturing S.A.	.DOM	NIA	Richline Group, Inc.	Ownership	99.990	Berkshire Hathaway Inc.	NO	
							Leach & Garner (HK) Limited	.HKG	NIA	Richline Group, Inc.	Ownership	100.000	Berkshire Hathaway Inc.	NO	
			04-3034114				LeachGarner, Inc.	.DE	NIA	Richline Group, Inc.	Ownership	100.000	Berkshire Hathaway Inc.	NO	
							Richline Group Canada Ltd	.CAN	NIA	Richline Group, Inc.	Ownership	100.000	Berkshire Hathaway Inc.	NO	
							Richline Italy, srl	.ITA	NIA	Richline Group, Inc.	Ownership	100.000	Berkshire Hathaway Inc.	NO	
							Richline South Africa (Proprietary) Ltd.	.ZAF	NIA	Richline Group, Inc.	Ownership	100.000	Berkshire Hathaway Inc.	NO	
			85-0164903				Rio Grande, Inc.	.NM	NIA	Richline Group, Inc.	Ownership	100.000	Berkshire Hathaway Inc.	NO	
							Samuel Aaron Trading (India) Pvt. Ltd.	.IND	NIA	Richline Group, Inc.	Ownership	99.980	Berkshire Hathaway Inc.	NO	
							Berkshire India Limited	.IND	NIA	Ringwalt & Liesche Co.	Ownership	0.000	Berkshire Hathaway Inc.	NO	
			46-5394977				BHHC Specialty Risk, LLC	.NE	NIA	Ringwalt & Liesche Co.	Ownership	100.000	Berkshire Hathaway Inc.	NO	
			13-2922113				Brilliant National Services, Inc.	.DE	NIA	Ringwalt & Liesche Co.	Ownership	100.000	Berkshire Hathaway Inc.	NO	
			30-1293112				Milepost Insurance Agency LLC	.NE	NIA	Ringwalt & Liesche Co.	Ownership	100.000	Berkshire Hathaway Inc.	NO	
			98-0450032				Cross Creek de Honduras, SA de CV	.HND	NIA	RLA Mfg. SRL	Ownership	99.990	Berkshire Hathaway Inc.	NO	
			98-0450034				Jerzees Choloma SRL	.HND	NIA	RLA Mfg. SRL	Ownership	99.990	Berkshire Hathaway Inc.	NO	
							Ruservicios	.HND	NIA	RLA Mfg. SRL	Ownership	84.000	Berkshire Hathaway Inc.	NO	
							CTB Malaysia Sdn. Bhd.	.MYS	NIA	Roxell BV	Ownership	99.990	Berkshire Hathaway Inc.	NO	
							000 Roxell	.RUS	NIA	Roxell BV	Ownership	100.000	Berkshire Hathaway Inc.	NO	
			86-0958994				Arizona Home Services, L.L.C.	.AZ	NIA	Roy H. Long Realty Company, Inc.	Ownership	100.000	Berkshire Hathaway Inc.	NO	
			94-2747671				For Rent, Inc.	.AZ	NIA	Roy H. Long Realty Company, Inc.	Ownership	100.000	Berkshire Hathaway Inc.	NO	
			86-1029888				Southwest Settlement Services, LLC	.AZ	NIA	Roy H. Long Realty Company, Inc.	Ownership	100.000	Berkshire Hathaway Inc.	NO	
							Radiant-RSCC Specialty Cable Private Limited	.IND	NIA	RSCC (Singapore) PTE Ltd.	Ownership	51.000	Berkshire Hathaway Inc.	NO	
			47-5342147				Marmion Aerospace & Defense LLC	.DE	NIA	RSCC Wire & Cable LLC	Ownership	100.000	Berkshire Hathaway Inc.	NO	
			56-1616350				Resurgens Specialty Underwriting, Inc.	.GA	NIA	RSUI Group, Inc.	Ownership	100.000	Berkshire Hathaway Inc.	NO	
.0031	Berkshire Hathaway Group	22314	16-0366830				RSUI Indemnity Company	.NH	IA	RSUI Group, Inc.	Ownership	100.000	Berkshire Hathaway Inc.	NO	
			56-2055341				RSUI Surplus Lines Insurance Services, Inc.	.DE	NIA	RSUI Group, Inc.	Ownership	100.000	Berkshire Hathaway Inc.	NO	
.0031	Berkshire Hathaway Group	13027	26-1168626				Covington Specialty Insurance Company	.NH	IA	RSUI Indemnity Company	Ownership	100.000	Berkshire Hathaway Inc.	NO	
.0031	Berkshire Hathaway Group	33138	73-0994137				Landmark American Insurance Company	.NH	IA	RSUI Indemnity Company	Ownership	100.000	Berkshire Hathaway Inc.	NO	
							RSUI Insurance Exchange APG, Inc.	.DE	NIA	RSUI Surplus Lines Insurance Services, Inc.	Ownership	100.000	Berkshire Hathaway Inc.	NO	
			83-2721193				Cumberland Asset Management, Inc.	.DE	NIA	Russell Brands, LLC	Ownership	96.000	Berkshire Hathaway Inc.	NO	
			20-1576543				Cumberland Asset Management, Inc.	.DE	NIA	Russell Brands, LLC	Ownership	4.000	Berkshire Hathaway Inc.	NO	
			20-1576543				Fruit of the Loom Direct, Inc.	.AL	NIA	Russell Brands, LLC	Ownership	100.000	Berkshire Hathaway Inc.	NO	
			63-0874703				FTL Japan KK	.JPN	NIA	Russell Brands, LLC	Ownership	100.000	Berkshire Hathaway Inc.	NO	
							Jerzees Campeche, SA de CV	.MEX	NIA	Russell Brands, LLC	Ownership	98.000	Berkshire Hathaway Inc.	NO	
							Jerzees Yucatan, SA de CV	.MEX	NIA	Russell Brands, LLC	Ownership	84.816	Berkshire Hathaway Inc.	NO	
							Merendon Power Plant S.A.	.HND	NIA	Russell Brands, LLC	Ownership	99.000	Berkshire Hathaway Inc.	NO	
							Russell Corp Australia Pty. Ltd.	.AUS	NIA	Russell Brands, LLC	Ownership	100.000	Berkshire Hathaway Inc.	NO	
							Russell Corp. Far East Ltd.	.HKG	NIA	Russell Brands, LLC	Ownership	100.000	Berkshire Hathaway Inc.	NO	
			66-0608408				Russell del Caribe, Inc.	.PRI	NIA	Russell Brands, LLC	Ownership	100.000	Berkshire Hathaway Inc.	NO	
							Russell Mexico, SA de CV	.MEX	NIA	Russell Brands, LLC	Ownership	99.990	Berkshire Hathaway Inc.	NO	
							Servicios Russell SA de CV	.MEX	NIA	Russell Brands, LLC	Ownership	98.000	Berkshire Hathaway Inc.	NO	
			01-0811518				SGG Patents LLC	.DE	NIA	Russell Brands, LLC	Ownership	100.000	Berkshire Hathaway Inc.	NO	
							Wailuku River Hydroelectric Limited Partnership	.HI	NIA	S.W. Hydro, Inc.	Ownership	2.000	Berkshire Hathaway Inc.	NO	
			52-1754375				Sager Electronics Mexico s. De R.L.De C.V.	.MEX	NIA	Sager Electrical Supply Co. Inc.	Ownership	99.970	Berkshire Hathaway Inc.	NO	

ANNUAL STATEMENT FOR THE YEAR 2022 OF THE General Re Life Corporation

SCHEDULE Y
PART 1A - DETAIL OF INSURANCE HOLDING COMPANY SYSTEM

1	2	3	4	5	6	7	8	9	10	11	12	13	14	15	16
Group Code	Group Name	NAIC Company Code	ID Number	Federal RSSD	CIK	Name of Securities Exchange if Publicly Traded (U.S. or International)	Names of Parent, Subsidiaries Or Affiliates	Domi-ciliary Location	Relation-ship to Reporting Entity	Directly Controlled by (Name of Entity/Person)	Type of Control (Ownership, Board, Management, Attorney-in-Fact, Influence, Other)	If Control is Ownership Provide Percentage	Ultimate Controlling Entity(ies)/Person(s)	Is an SCA Filing Re-quired? (Yes/No)	*
			95-4191068				SFP, LP	TX	NIA	Santa Fe Pacific Pipelines, Inc.	Ownership	50.000	Berkshire Hathaway Inc.	NO	
			76-0370293				Saranac Power Partners, L.P.	DE	NIA	Saranac Energy Company, Inc.	Ownership	80.000	Berkshire Hathaway Inc.	NO	
			76-0373017				North Country Gas Pipeline Corporation	NY	NIA	Saranac Power Partners, L.P.	Ownership	100.000	Berkshire Hathaway Inc.	NO	
							Johns Manville Polska Sp. z o.o.	POL	NIA	Schuller GmbH	Ownership	0.500	Berkshire Hathaway Inc.	NO	
			34-1652262				ScottCare Corporation	DE	NIA	Scott Fetzer Company	Ownership	100.000	Berkshire Hathaway Inc.	NO	
							SFZ International	CAN	NIA	Scott Fetzer Company	Ownership	100.000	Berkshire Hathaway Inc.	NO	
							UCFS Australia Pty. Ltd.	AUS	NIA	Scott Fetzer Financial Group, Inc.	Ownership	100.000	Berkshire Hathaway Inc.	NO	
			46-1750625				UCFS Europe Company	DE	NIA	Scott Fetzer Financial Group, Inc.	Ownership	100.000	Berkshire Hathaway Inc.	NO	
			46-1750625				UCFS International Holding Company	DE	NIA	Scott Fetzer Financial Group, Inc.	Ownership	100.000	Berkshire Hathaway Inc.	NO	
							UCFS Italia SpA	ITA	NIA	Scott Fetzer Financial Group, Inc.	Ownership	100.000	Berkshire Hathaway Inc.	NO	
			36-3076808				United Consumer Financial Service Company	DE	NIA	Scott Fetzer Financial Group, Inc.	Ownership	100.000	Berkshire Hathaway Inc.	NO	
			34-1969425				United Direct Finance Inc.	DE	NIA	Scott Fetzer Financial Group, Inc.	Ownership	100.000	Berkshire Hathaway Inc.	NO	
			94-0852350				See's Candies, Inc.	CA	NIA	See's Candy Shops, Inc.	Ownership	100.000	Berkshire Hathaway Inc.	NO	
			84-2565352				Volantes, LLC	DE	NIA	Sequoia Aviation Corporation	Ownership	100.000	Berkshire Hathaway Inc.	NO	
							Serupa SAS	FRA	NIA	Serupa Holding	Ownership	100.000	Berkshire Hathaway Inc.	NO	
			94-1287386				Santa Fe Pacific Pipelines, Inc.	DE	NIA	SFP Pipelines Holdings, Inc.	Ownership	100.000	Berkshire Hathaway Inc.	NO	
							Novosurge Technologies Ltd	ISR	NIA	Shafir Production Systems Ltd.	Ownership	25.220	Berkshire Hathaway Inc.	NO	
							TTI (Shanghai) Logistics Co. Ltd	CHN	NIA	Shanghai TTI Electronics Co, LTD	Ownership	100.000	Berkshire Hathaway Inc.	NO	
							Sanquhar Tile Services Ltd	GBR	NIA	Shaw Europe Holdings Limited	Ownership	100.000	Berkshire Hathaway Inc.	NO	
							Shaw Europe Limited	GBR	NIA	Shaw Europe Holdings Limited	Ownership	100.000	Berkshire Hathaway Inc.	NO	
							Shaw France S.A.R.L	FRA	NIA	Shaw Europe Holdings Limited	Ownership	100.000	Berkshire Hathaway Inc.	NO	
							Shaw Netherlands B.V.	NLD	NIA	Shaw Europe Holdings Limited	Ownership	100.000	Berkshire Hathaway Inc.	NO	
			98-1046307				Shaw Carpet (China) Co. Ltd.	CHN	NIA	Shaw Industries Asia Pte. Ltd.	Ownership	100.000	Berkshire Hathaway Inc.	NO	
			98-1092153				Shaw Floors India Private Ltd.	IND	NIA	Shaw Industries Asia Pte. Ltd.	Ownership	100.000	Berkshire Hathaway Inc.	NO	
			98-1056292				Shaw Industries Hong Kong Ltd.	HKG	NIA	Shaw Industries Asia Pte. Ltd.	Ownership	100.000	Berkshire Hathaway Inc.	NO	
			26-0798273				Anderson Hardwood Floors, LLC	GA	NIA	Shaw Industries Group, Inc.	Ownership	100.000	Berkshire Hathaway Inc.	NO	
			26-4751485				Clear Path Recycling, LLC	DE	NIA	Shaw Industries Group, Inc.	Ownership	50.100	Berkshire Hathaway Inc.	NO	
							Kido International Limited	HKG	NIA	Shaw Industries Group, Inc.	Ownership	100.000	Berkshire Hathaway Inc.	NO	
			20-3025379				Land Partners One, LLC	GA	NIA	Shaw Industries Group, Inc.	Ownership	100.000	Berkshire Hathaway Inc.	NO	
							Land Partners Two, LLC	DE	NIA	Shaw Industries Group, Inc.	Ownership	100.000	Berkshire Hathaway Inc.	NO	
			86-2146289				Shaw Asia Pacific Holdings LLC	GA	NIA	Shaw Industries Group, Inc.	Ownership	100.000	Berkshire Hathaway Inc.	NO	
			98-1255733				Shaw Brasil Consultoria Em Pisos Ltda	BRA	NIA	Shaw Industries Group, Inc.	Ownership	99.900	Berkshire Hathaway Inc.	NO	
			01-0626710				Shaw Diversified Services, Inc.	GA	NIA	Shaw Industries Group, Inc.	Ownership	100.000	Berkshire Hathaway Inc.	NO	
							Shaw Europe Holdings Limited	GBR	NIA	Shaw Industries Group, Inc.	Ownership	100.000	Berkshire Hathaway Inc.	NO	
			16-1666637				Shaw Floors, Inc.	GA	NIA	Shaw Industries Group, Inc.	Ownership	100.000	Berkshire Hathaway Inc.	NO	
			98-1148210				Shaw Industries Group Chile Limitada	CHL	NIA	Shaw Industries Group, Inc.	Ownership	99.000	Berkshire Hathaway Inc.	NO	
			33-1222343				Shaw Industries SARL	LUX	NIA	Shaw Industries Group, Inc.	Ownership	100.000	Berkshire Hathaway Inc.	NO	
			35-2162582				Shaw Industries, Inc.	GA	NIA	Shaw Industries Group, Inc.	Ownership	100.000	Berkshire Hathaway Inc.	NO	
							Shaw Integratd and Turf Solutions, LTD.	CAN	NIA	Shaw Industries Group, Inc.	Ownership	100.000	Berkshire Hathaway Inc.	NO	
			87-4486016				Shaw Integrated and Turf Solutions, Inc.	GA	NIA	Shaw Industries Group, Inc.	Ownership	100.000	Berkshire Hathaway Inc.	NO	
			58-2017348				Shaw International Services, Inc.	GA	NIA	Shaw Industries Group, Inc.	Ownership	100.000	Berkshire Hathaway Inc.	NO	
			45-0470393				Shaw Monomers, LLC	GA	NIA	Shaw Industries Group, Inc.	Ownership	100.000	Berkshire Hathaway Inc.	NO	
			20-2090216				Shaw Specialized Services, LLC	GA	NIA	Shaw Industries Group, Inc.	Ownership	100.000	Berkshire Hathaway Inc.	NO	
			81-1214189				Shaw Sports Turf California, Inc.	GA	NIA	Shaw Industries Group, Inc.	Ownership	100.000	Berkshire Hathaway Inc.	NO	
			58-1502689				Shaw Transport, Inc.	GA	NIA	Shaw Industries Group, Inc.	Ownership	100.000	Berkshire Hathaway Inc.	NO	
							Shaw Vietnam Limited Liability Company	VNM	NIA	Shaw Industries Group, Inc.	Ownership	100.000	Berkshire Hathaway Inc.	NO	
			92-1121877				Shaw Watershed Holdings, LLC	DE	NIA	Shaw Industries Group, Inc.	Ownership	100.000	Berkshire Hathaway Inc.	NO	
			58-2470281				SHX Flooring, Inc.	DE	NIA	Shaw Industries Group, Inc.	Ownership	100.000	Berkshire Hathaway Inc.	NO	
							Terza S.A. de C.V.	MEX	NIA	Shaw Industries Group, Inc.	Ownership	49.800	Berkshire Hathaway Inc.	NO	

ANNUAL STATEMENT FOR THE YEAR 2022 OF THE General Re Life Corporation

SCHEDULE Y
PART 1A - DETAIL OF INSURANCE HOLDING COMPANY SYSTEM

1	2	3	4	5	6	7	8	9	10	11	12	13	14	15	16
Group Code	Group Name	NAIC Company Code	ID Number	Federal RSSD	CIK	Name of Securities Exchange if Publicly Traded (U.S. or International)	Names of Parent, Subsidiaries Or Affiliates	Domi-ciliary Location	Relation-ship to Reporting Entity	Directly Controlled by (Name of Entity/Person)	Type of Control (Ownership, Board, Management, Attorney-in-Fact, Influence, Other)	If Control is Ownership Provide Percentage	Ultimate Controlling Entity(ies)/Person(s)	Is an SCA Filing Re-quired? (Yes/No)	*
			62-1875180				Tricycle, Inc.	..TN.....	..NIA.....	Shaw Industries Group, Inc.	Ownership.....	100.000	Berkshire Hathaway Inc.	...NO.....	
			36-4814273				US Floors International, LLC	..GA.....	..NIA.....	Shaw Industries Group, Inc.	Ownership.....	100.000	Berkshire Hathaway Inc.	...NO.....	
			98-1024856				Zickgraf Hardwood Flooring Company, LLC	..NC.....	..NIA.....	Shaw Industries Group, Inc.	Ownership.....	100.000	Berkshire Hathaway Inc.	...NO.....	
			27-2395998				Shaw Industries Asia Pte. Ltd.	..SGP.....	..NIA.....	Shaw Industries SARL	Ownership.....	100.000	Berkshire Hathaway Inc.	...NO.....	
			27-0719219				NEF Affordable Housing Investment Fund II LP	..DE.....	..NIA.....	Shaw Industries, Inc.	Ownership.....	99.990	Berkshire Hathaway Inc.	...NO.....	
			59-2409749				NEF Affordable Housing Investment Fund LP	..DE.....	..NIA.....	Shaw Industries, Inc.	Ownership.....	99.990	Berkshire Hathaway Inc.	...NO.....	
			58-2242176				Shaw Funding Company	..DE.....	..NIA.....	Shaw Industries, Inc.	Ownership.....	100.000	Berkshire Hathaway Inc.	...NO.....	
			20-3068178				Shaw Retail Properties, Inc.	..GA.....	..NIA.....	Shaw Industries, Inc.	Ownership.....	100.000	Berkshire Hathaway Inc.	...NO.....	
			26-1561632				SHX Realty One, LLC	..GA.....	..NIA.....	Shaw Industries, Inc.	Ownership.....	100.000	Berkshire Hathaway Inc.	...NO.....	
			98-1255733				Southwest Greens International LLC	..GA.....	..NIA.....	Shaw Integrated and Turf Solutions, Inc.	Ownership.....	100.000	Berkshire Hathaway Inc.	...NO.....	
			98-1148210				Shaw Brasil Consultoria Em Pisos Ltda	..BRA.....	..NIA.....	Shaw Specialized Services, LLC	Ownership.....	0.100	Berkshire Hathaway Inc.	...NO.....	
			27-0736307				Shaw Industries Group Chile Limitada	..CHL.....	..NIA.....	Shaw Specialized Services, LLC	Ownership.....	1.000	Berkshire Hathaway Inc.	...NO.....	
			35-4023558				Watershed Geosynthetics, LLC	..GA.....	..NIA.....	Shaw Watershed Holdings, LLC	Ownership.....	70.000	Berkshire Hathaway Inc.	...NO.....	
			68-0633203				Silver State Property Holdings, LLC	..NV.....	..NIA.....	Sierra Pacific Power Company	Ownership.....	100.000	Berkshire Hathaway Inc.	...NO.....	
							Skeletal Kinetics LLC	..DE.....	..NIA.....	SK Products Holding Company LLC	Ownership.....	100.000	Berkshire Hathaway Inc.	...NO.....	
							BA(GI) Limited	..GBR.....	..NIA.....	SLI Holding Limited	Ownership.....	100.000	Berkshire Hathaway Inc.	...NO.....	
							Berkshire Hathaway Specialty Underwriters B.V.	..MLD.....	..NIA.....	SLI Holding Limited	Ownership.....	100.000	Berkshire Hathaway Inc.	...NO.....	
							Harley Street Insurance Group Limited	..GBR.....	..NIA.....	SLI Holding Limited	Ownership.....	100.000	Berkshire Hathaway Inc.	...NO.....	
							Premium Medical Protection Limited	..GBR.....	..NIA.....	SLI Holding Limited	Ownership.....	100.000	Berkshire Hathaway Inc.	...NO.....	
							Resolute Management Limited	..GBR.....	..NIA.....	SLI Holding Limited	Ownership.....	100.000	Berkshire Hathaway Inc.	...NO.....	
							Resolute Management Services Limited	..GBR.....	..NIA.....	SLI Holding Limited	Ownership.....	100.000	Berkshire Hathaway Inc.	...NO.....	
							The Scottish Lion Insurance Company Limited	..GBR.....	..NIA.....	SLI Holding Limited	Ownership.....	100.000	Berkshire Hathaway Inc.	...NO.....	
			98-0373625				Tonicstar Limited	..GBR.....	..NIA.....	SLI Holding Limited	Ownership.....	100.000	Berkshire Hathaway Inc.	...NO.....	
			48-1306143				Smart Group AZ (The), LLC	..TX.....	..NIA.....	Smart Group (The), LP	Ownership.....	100.000	Berkshire Hathaway Inc.	...NO.....	
			58-2318210				Smilemakers For Children Company	..CAN.....	..NIA.....	Smilemakers Canada, Inc	Ownership.....	100.000	Berkshire Hathaway Inc.	...NO.....	
			48-1306143				Smilemakers Canada, Inc	..SC.....	..NIA.....	Smilemakers, Inc	Ownership.....	100.000	Berkshire Hathaway Inc.	...NO.....	
			13-5484760				Smart Group (The), LP	..TX.....	..NIA.....	SN Management, Inc.	Ownership.....	1.000	Berkshire Hathaway Inc.	...NO.....	
			46-1312593				Whittaker Clark & Daniels, Inc.	..NJ.....	..NIA.....	Soco West, Inc.	Ownership.....	100.000	Berkshire Hathaway Inc.	...NO.....	
			46-1322726				SSC XIX, LLC	..DE.....	..NIA.....	Solar Star Funding, LLC	Ownership.....	100.000	Berkshire Hathaway Inc.	...NO.....	
			46-1499369				SSC XX, LLC	..DE.....	..NIA.....	Solar Star Funding, LLC	Ownership.....	100.000	Berkshire Hathaway Inc.	...NO.....	
			82-4623869				Solar Star 3, LLC	..DE.....	..NIA.....	Solar Star Projects Holding, LLC	Ownership.....	100.000	Berkshire Hathaway Inc.	...NO.....	
			46-2402387				Solar Star 4, LLC	..DE.....	..NIA.....	Solar Star Projects Holding, LLC	Ownership.....	100.000	Berkshire Hathaway Inc.	...NO.....	
							Solar Star Funding, LLC	..DE.....	..NIA.....	Solar Star Projects Holding, LLC	Ownership.....	100.000	Berkshire Hathaway Inc.	...NO.....	
							Power Train Savers, Inc.	..CAN.....	..NIA.....	Sonnax Transmission Company	Ownership.....	100.000	Berkshire Hathaway Inc.	...NO.....	
							Sonnax Automotive Parts (Shanghai) Co., Ltd	..CHN.....	..NIA.....	Sonnax Transmission Company	Ownership.....	100.000	Berkshire Hathaway Inc.	...NO.....	
							Sonnax Transmission India Private Limited	..IND.....	..NIA.....	Sonnax Transmission Company	Ownership.....	99.280	Berkshire Hathaway Inc.	...NO.....	
							SOS Metals (Europe) Holdings LTD	..GBR.....	..NIA.....	SOS International Holdings, LLC	Ownership.....	100.000	Berkshire Hathaway Inc.	...NO.....	
							SOS Metals Asia Holdings Pte. Ltd.	..SGP.....	..NIA.....	SOS International Holdings, LLC	Ownership.....	100.000	Berkshire Hathaway Inc.	...NO.....	
							SOS Metals Brasil LTDA	..BRA.....	..NIA.....	SOS International Holdings, LLC	Ownership.....	100.000	Berkshire Hathaway Inc.	...NO.....	
							SOS Metals (UK) Limited	..GBR.....	..NIA.....	SOS Metals (Europe) Holdings LTD	Ownership.....	100.000	Berkshire Hathaway Inc.	...NO.....	
			63-1180738				BR Agency, Inc.	..AL.....	..NIA.....	Southern Energy Homes, Inc.	Ownership.....	100.000	Berkshire Hathaway Inc.	...NO.....	
			63-0949734				Cavalier Homes, Inc.	..DE.....	..NIA.....	Southern Energy Homes, Inc.	Ownership.....	100.000	Berkshire Hathaway Inc.	...NO.....	
			20-2043037				Clayton Supply, Inc.	..TN.....	..NIA.....	Southern Energy Homes, Inc.	Ownership.....	100.000	Berkshire Hathaway Inc.	...NO.....	
			63-1140284				CMH Transport, Inc.	..AL.....	..NIA.....	Southern Energy Homes, Inc.	Ownership.....	100.000	Berkshire Hathaway Inc.	...NO.....	
							Southwest United Canada, Inc.	..CAN.....	..NIA.....	Southwest United Industries, Inc.	Ownership.....	100.000	Berkshire Hathaway Inc.	...NO.....	
							Southwest United de Mexico, S.A. de C.V.	..MEX.....	..NIA.....	Southwest United Industries, Inc.	Ownership.....	80.000	Berkshire Hathaway Inc.	...NO.....	
							Spalding Enterprise Management Co., Ltd	..CHN.....	..NIA.....	Spalding Holdings Limited	Ownership.....	100.000	Berkshire Hathaway Inc.	...NO.....	

ANNUAL STATEMENT FOR THE YEAR 2022 OF THE General Re Life Corporation

SCHEDULE Y

PART 1A - DETAIL OF INSURANCE HOLDING COMPANY SYSTEM

1	2	3	4	5	6	7	8	9	10	11	12	13	14	15	16
Group Code	Group Name	NAIC Company Code	ID Number	Federal RSSD	CIK	Name of Securities Exchange if Publicly Traded (U.S. or International)	Names of Parent, Subsidiaries Or Affiliates	Domiciliary Location	Relationship to Reporting Entity	Directly Controlled by (Name of Entity/Person)	Type of Control (Ownership, Board, Management, Attorney-in-Fact, Influence, Other)	If Control is Ownership Provide Percentage	Ultimate Controlling Entity(ies)/Person(s)	Is an SCA Filing Required? (Yes/No)	*
							Spalding Sporting Goods China Limited	.CHN	NIA	Spalding Holdings Limited	Ownership	100.000	Berkshire Hathaway Inc.	NO	
			27-0076556				Spalding Trading Co., Ltd.	.CHN	NIA	Spalding Holdings Limited	Ownership	100.000	Berkshire Hathaway Inc.	NO	
							SGG Lisco LLC	.DE	NIA	Spalding Sporting Goods Limited	Ownership	100.000	Berkshire Hathaway Inc.	NO	
							Spalding Holdings Limited	.HKG	NIA	Spalding Sporting Goods Limited	Ownership	100.000	Berkshire Hathaway Inc.	NO	
			13-5158550				Spalding Japan KK	.JPN	NIA	Spalding Sporting Goods Limited	Ownership	100.000	Berkshire Hathaway Inc.	NO	
							Huntington Alloys Corporation	.DE	NIA	Special Metals Corporation	Ownership	100.000	Berkshire Hathaway Inc.	NO	
							SMW Holdings Limited	.GBR	NIA	Special Metals Corporation	Ownership	100.000	Berkshire Hathaway Inc.	NO	
							Special Metals Wiggin Limited	.GBR	NIA	Special Metals Corporation	Ownership	100.000	Berkshire Hathaway Inc.	NO	
							Special Metals Deutschland Limited	.GBR	NIA	Special Metals Wiggin Limited	Ownership	100.000	Berkshire Hathaway Inc.	NO	
							Special Metals Services Limited	.GBR	NIA	Special Metals Wiggin Limited	Ownership	100.000	Berkshire Hathaway Inc.	NO	
							Special Metals Wiggin Trustees Limited	.GBR	NIA	Special Metals Wiggin Limited	Ownership	100.000	Berkshire Hathaway Inc.	NO	
			47-5264402				Spica CSG1, LLC	.MN	NIA	Spica Community Solar Gardens, LLC	Ownership	100.000	Berkshire Hathaway Inc.	NO	
			47-5278675				Spica CSG2, LLC	.MN	NIA	Spica Community Solar Gardens, LLC	Ownership	100.000	Berkshire Hathaway Inc.	NO	
			98-0664987				Airdrome Parts Co., Limited	.GBR	NIA	SPS Aerostructures Limited	Ownership	100.000	Berkshire Hathaway Inc.	NO	
			98-0652147				Chengde Pipe Hong Kong Limited	.HKG	NIA	SPS Asia Limited	Ownership	100.000	Berkshire Hathaway Inc.	NO	
							SPS (China) Co., Ltd.	.CHN	NIA	SPS Asia Limited	Ownership	100.000	Berkshire Hathaway Inc.	NO	
							Chevron Aerostructures Limited	.GBR	NIA	SPS Chevron Limited	Ownership	100.000	Berkshire Hathaway Inc.	NO	
			95-1504250				Avibank Mfg., Inc.	.DE	NIA	SPS International Investment Company	Ownership	100.000	Berkshire Hathaway Inc.	NO	
			38-1411693				Cannon-Muskegon Corporation	.MI	NIA	SPS International Investment Company	Ownership	100.000	Berkshire Hathaway Inc.	NO	
			23-2298351				Greenville Metals, Inc.	.PA	NIA	SPS International Investment Company	Ownership	100.000	Berkshire Hathaway Inc.	NO	
			38-3418455				Howell Penncraft, Inc.	.DE	NIA	SPS International Investment Company	Ownership	100.000	Berkshire Hathaway Inc.	NO	
							Metalac SPS Industria E Comercio Ltda.	.BRA	NIA	SPS International Investment Company	Ownership	100.000	Berkshire Hathaway Inc.	NO	
			38-1941474				NSS Technologies, Inc.	.MI	NIA	SPS International Investment Company	Ownership	100.000	Berkshire Hathaway Inc.	NO	
			98-0652145				SPS Asia Limited	.HKG	NIA	SPS International Investment Company	Ownership	0.010	Berkshire Hathaway Inc.	NO	
							S.P.S. International Limited	.IRL	NIA	SPS International S.a' r.l.	Ownership	100.000	Berkshire Hathaway Inc.	NO	
							SPS Technologies (Australia) Pty Ltd	.AUS	NIA	SPS International S.a' r.l.	Ownership	100.000	Berkshire Hathaway Inc.	NO	
			98-1229917				SPS Technologies Limited	.GBR	NIA	SPS International S.a' r.l.	Ownership	100.000	Berkshire Hathaway Inc.	NO	
			98-1243076				KG Coating Limited	.GBR	NIA	SPS Technologies Limited	Ownership	100.000	Berkshire Hathaway Inc.	NO	
			98-1243323				KG Newco Ltd	.GBR	NIA	SPS Technologies Limited	Ownership	100.000	Berkshire Hathaway Inc.	NO	
							SPS Aerostructures Limited	.GBR	NIA	SPS Technologies Limited	Ownership	100.000	Berkshire Hathaway Inc.	NO	
			98-0665757				SPS Chevron Limited	.GBR	NIA	SPS Technologies Limited	Ownership	100.000	Berkshire Hathaway Inc.	NO	
			02-0656633				Avibank Services, LLC	.DE	NIA	SPS Technologies, LLC	Ownership	85.000	Berkshire Hathaway Inc.	NO	
			23-1620339				SPS International Investment Company	.DE	NIA	SPS Technologies, LLC	Ownership	100.000	Berkshire Hathaway Inc.	NO	
			46-5286088				SPS Technologies Mexico LLC	.CA	NIA	SPS Technologies, LLC	Ownership	100.000	Berkshire Hathaway Inc.	NO	
			80-0855162				Solar Star California XIX, LLC	.DE	NIA	SSC XIX, LLC	Ownership	100.000	Berkshire Hathaway Inc.	NO	
			80-0855190				Solar Star California XX, LLC	.DE	NIA	SSC XX, LLC	Ownership	100.000	Berkshire Hathaway Inc.	NO	
							Freo Group Pty Ltd	.AUS	NIA	Sterling Crane (Australia) Pty Ltd	Ownership	100.000	Berkshire Hathaway Inc.	NO	
							Global Cranes Pty Ltd	.AUS	NIA	Sterling Crane (Australia) Pty Ltd	Ownership	100.000	Berkshire Hathaway Inc.	NO	
							United Crane Hire Pty Ltd.	.AUS	NIA	Sterling Crane (Australia) Pty Ltd	Ownership	100.000	Berkshire Hathaway Inc.	NO	
							Freo Group Malaysia Sdn Bhd	.MYS	NIA	Sterling Crane (Singapore) Pte. Ltd.	Ownership	100.000	Berkshire Hathaway Inc.	NO	
							Suntop Asset Trust	.AUS	NIA	Suntop Holdco Pty Ltd	Ownership	100.000	Berkshire Hathaway Inc.	NO	
							Suntop SF Pty Ltd	.AUS	NIA	Suntop Holdco Pty Ltd	Ownership	100.000	Berkshire Hathaway Inc.	NO	
							Suntop Finco Pty Ltd	.AUS	NIA	Suntop SF Pty Ltd	Ownership	100.000	Berkshire Hathaway Inc.	NO	
							IMC International Metalworking Engineering & Production (Dalian) Co. Ltd.	.CHN	NIA	Taegutec Ltd.	Ownership	100.000	Berkshire Hathaway Inc.	NO	
							KMS Ltd.	.KOR	NIA	Taegutec Ltd.	Ownership	100.000	Berkshire Hathaway Inc.	NO	
							TaeguTec Argentina S.A.	.ARG	NIA	Taegutec Ltd.	Ownership	12.900	Berkshire Hathaway Inc.	NO	
							Taegutec d.o. Brazil Ltda.	.BRA	NIA	Taegutec Ltd.	Ownership	0.020	Berkshire Hathaway Inc.	NO	

ANNUAL STATEMENT FOR THE YEAR 2022 OF THE General Re Life Corporation

SCHEDULE Y

PART 1A - DETAIL OF INSURANCE HOLDING COMPANY SYSTEM

1	2	3	4	5	6	7	8	9	10	11	12	13	14	15	16
Group Code	Group Name	NAIC Company Code	ID Number	Federal RSSD	CIK	Name of Securities Exchange if Publicly Traded (U.S. or International)	Names of Parent, Subsidiaries Or Affiliates	Domiciliary Location	Relationship to Reporting Entity	Directly Controlled by (Name of Entity/Person)	Type of Control (Ownership, Board, Management, Attorney-in-Fact, Influence, Other)	If Control is Ownership Provide Percentage	Ultimate Controlling Entity(ies)/Person(s)	Is an SCA Filing Required? (Yes/No)	*
							Taegutec Tooling Systems Malaysia Sdn. Bhd. Xiamen Honglu Tungsten-Molybdenum Industry Co., Ltd.	.MYS	NIA	Taegutec Ltd.	Ownership	100.000	Berkshire Hathaway Inc.	NO	
							Taegutec Tooling Systems Malaysia Sdn. Bhd.	.CHN	NIA	Taegutec Ltd.	Ownership	26.050	Berkshire Hathaway Inc.	NO	
							Tungalay Malaysia SDN BHD	.MYS	NIA	Taegutec Tooling Systems Malaysia Sdn. Bhd.	Ownership	30.000	Berkshire Hathaway Inc.	NO	
							Taurus CSG1, LLC	.DE	NIA	Taurus Community Solar, LLC	Ownership	100.000	Berkshire Hathaway Inc.	NO	
							Taurus CSG2, LLC	.DE	NIA	Taurus Community Solar, LLC	Ownership	100.000	Berkshire Hathaway Inc.	NO	
							Taurus CSG3, LLC	.DE	NIA	Taurus Community Solar, LLC	Ownership	100.000	Berkshire Hathaway Inc.	NO	
							Taurus CSG4, LLC	.DE	NIA	Taurus Community Solar, LLC	Ownership	100.000	Berkshire Hathaway Inc.	NO	
							Kyoei Fire & Marine Insurance Co. Limited	.GBR	NIA	Tenecom Limited	Ownership	100.000	Berkshire Hathaway Inc.	NO	
							Duracell Batteries BVBA	.BEL	NIA	The Duracell Company	Ownership	7.190	Berkshire Hathaway Inc.	NO	
							Duracell Belgium Distribution BVBA	.BEL	NIA	The Duracell Company	Ownership	0.010	Berkshire Hathaway Inc.	NO	
							Duracell Canada, Inc.	.CAN	NIA	The Duracell Company	Ownership	100.000	Berkshire Hathaway Inc.	NO	
							Duracell Comercial e Importadora do Brazil Ltda.	.BRA	NIA	The Duracell Company	Ownership	99.960	Berkshire Hathaway Inc.	NO	
							Duracell India Operations Private Limited	.IND	NIA	The Duracell Company	Ownership	99.000	Berkshire Hathaway Inc.	NO	
			83-0691344				Duracell Industrial Operations, Inc.	.DE	NIA	The Duracell Company	Ownership	100.000	Berkshire Hathaway Inc.	NO	
			47-3217061				Duracell U.S. Holding LLC	.DE	NIA	The Duracell Company	Ownership	100.000	Berkshire Hathaway Inc.	NO	
			47-4217945				Duracell U.S. Operations, Inc.	.DE	NIA	The Duracell Company	Ownership	100.000	Berkshire Hathaway Inc.	NO	
			31-1000790				Nationwide Uniforms	.KY	NIA	The Fechheimer Brothers Company	Ownership	100.000	Berkshire Hathaway Inc.	NO	
			54-1699612				Aardwolf Transfer Co., Inc.	.VA	NIA	The Long & Foster Companies, Inc.	Ownership	100.000	Berkshire Hathaway Inc.	NO	
			26-3408816				Alliance Relocations, Inc.	.VA	NIA	The Long & Foster Companies, Inc.	Ownership	100.000	Berkshire Hathaway Inc.	NO	
			26-2148140				Combined Van Lines, Inc.	.VA	NIA	The Long & Foster Companies, Inc.	Ownership	100.000	Berkshire Hathaway Inc.	NO	
			54-1226210				Crossroads Moving & Storage, Inc.	.VA	NIA	The Long & Foster Companies, Inc.	Ownership	100.000	Berkshire Hathaway Inc.	NO	
			54-1530080				Joe Moholland, Inc.	.VA	NIA	The Long & Foster Companies, Inc.	Ownership	100.000	Berkshire Hathaway Inc.	NO	
			54-1182547				Long & Foster Institute of Real Estate, LLC	.VA	NIA	The Long & Foster Companies, Inc.	Ownership	100.000	Berkshire Hathaway Inc.	NO	
			54-1058190				Long & Foster Insurance Agency, LLC	.VA	NIA	The Long & Foster Companies, Inc.	Ownership	100.000	Berkshire Hathaway Inc.	NO	
			27-1697658				Long & Foster Mortgage Ventures, Inc.	.VA	NIA	The Long & Foster Companies, Inc.	Ownership	100.000	Berkshire Hathaway Inc.	NO	
			54-0840457				Long & Foster Real Estate, Inc.	.VA	NIA	The Long & Foster Companies, Inc.	Ownership	100.000	Berkshire Hathaway Inc.	NO	
			54-1185624				Metro Referral Associates, Inc.	.VA	NIA	The Long & Foster Companies, Inc.	Ownership	100.000	Berkshire Hathaway Inc.	NO	
			54-1274932				Mid-States Title Insurance Agency, LLC	.VA	NIA	The Long & Foster Companies, Inc.	Ownership	100.000	Berkshire Hathaway Inc.	NO	
			54-0897438				Modern Transportation Services, Inc.	.VA	NIA	The Long & Foster Companies, Inc.	Ownership	100.000	Berkshire Hathaway Inc.	NO	
			54-1826616				Moholland Transfer, Inc.	.VA	NIA	The Long & Foster Companies, Inc.	Ownership	100.000	Berkshire Hathaway Inc.	NO	
			20-1483560				Chemtool Incorporated	.DE	NIA	The Lubrizol Corporation	Ownership	100.000	Berkshire Hathaway Inc.	NO	
							Lubrizol de Mexico Comercial S. de R.L. de C.V.	.MEX	NIA	The Lubrizol Corporation	Ownership	0.010	Berkshire Hathaway Inc.	NO	
			98-1266881				Lubrizol Deutschland Realty GmbH & Co. KG	.DEU	NIA	The Lubrizol Corporation	Ownership	20.000	Berkshire Hathaway Inc.	NO	
			34-6500595				Lubrizol Foundation, The	.OH	NIA	The Lubrizol Corporation	Ownership	100.000	Berkshire Hathaway Inc.	NO	
							Lubrizol India Private Limited	.IND	NIA	The Lubrizol Corporation	Ownership	74.000	Berkshire Hathaway Inc.	NO	
			34-1368171				Lubrizol Inter-Americas Corporation	.NV	NIA	The Lubrizol Corporation	Ownership	100.000	Berkshire Hathaway Inc.	NO	
							Lubrizol Manufacturing India Private Limited	.IND	NIA	The Lubrizol Corporation	Ownership	74.000	Berkshire Hathaway Inc.	NO	
			51-6146748				Lubrizol Overseas Trading Corporation	.DE	NIA	The Lubrizol Corporation	Ownership	100.000	Berkshire Hathaway Inc.	NO	
							Lubrizol Transarabian Co. Ltd.	.SAU	NIA	The Lubrizol Corporation	Ownership	87.140	Berkshire Hathaway Inc.	NO	
			76-0412052				MPP Pipeline Corporation	.DE	NIA	The Lubrizol Corporation	Ownership	100.000	Berkshire Hathaway Inc.	NO	
			98-2462339				TMG Lucetius LLC	.FL	NIA	The Marmon Group LLC	Ownership	100.000	Berkshire Hathaway Inc.	NO	
							Enersul Group Inc.	.CAN	NIA	The Marmon Group of Canada Ltd.	Ownership	100.000	Berkshire Hathaway Inc.	NO	
							Enersul, Inc.	.CAN	NIA	The Marmon Group of Canada Ltd.	Ownership	100.000	Berkshire Hathaway Inc.	NO	
			98-0367577				Marmon Holdings Corporation	.CAN	NIA	The Marmon Group of Canada Ltd.	Ownership	23.700	Berkshire Hathaway Inc.	NO	
							Procor Alberta Inc.	.CAN	NIA	The Marmon Group of Canada Ltd.	Ownership	100.000	Berkshire Hathaway Inc.	NO	

ANNUAL STATEMENT FOR THE YEAR 2022 OF THE General Re Life Corporation

SCHEDULE Y

PART 1A - DETAIL OF INSURANCE HOLDING COMPANY SYSTEM

1	2	3	4	5	6	7	8	9	10	11	12	13	14	15	16
Group Code	Group Name	NAIC Company Code	ID Number	Federal RSSD	CIK	Name of Securities Exchange if Publicly Traded (U.S. or International)	Names of Parent, Subsidiaries Or Affiliates	Domi-ciliary Location	Relation-ship to Reporting Entity	Directly Controlled by (Name of Entity/Person)	Type of Control (Ownership, Board, Management, Attorney-in-Fact, Influence, Other)	If Control is Ownership Provide Percentage	Ultimate Controlling Entity(ies)/Person(s)	Is an SCA Filing Re-quired? (Yes/No)	*
							Procor Limited	.CAN	NIA	The Marmon Group of Canada Ltd.	Ownership	100.000	Berkshire Hathaway Inc.	NO	
			12-2680382				Railsolve Inc.	.CAN	NIA	The Marmon Group of Canada Ltd.	Ownership	100.000	Berkshire Hathaway Inc.	NO	
			23-2810550				C&R Insurance Services, LLC	.PA	NIA	The Medical Protective Company	Ownership	100.000	Berkshire Hathaway Inc.	NO	
			57-1178837				C&R Legal Insurance Agency, LLC	.PA	NIA	The Medical Protective Company	Ownership	100.000	Berkshire Hathaway Inc.	NO	
			74-2509522				Daniels-Head Management Corporation	.TX	NIA	The Medical Protective Company	Ownership	100.000	Berkshire Hathaway Inc.	NO	
			35-1721132				MedPro Insurance Services, LLC	.IN	NIA	The Medical Protective Company	Ownership	100.000	Berkshire Hathaway Inc.	NO	
			35-6038355				Somerset Services, LLC	.IN	NIA	The Medical Protective Company	Ownership	100.000	Berkshire Hathaway Inc.	NO	
			20-2934197				Wellfleet Benefits, LLC	.MA	NIA	The Medical Protective Company	Ownership	100.000	Berkshire Hathaway Inc.	NO	
			04-3187843				Wellfleet Group, LLC	.MA	NIA	The Medical Protective Company	Ownership	100.000	Berkshire Hathaway Inc.	NO	
			36-4301143				TPC European Holdings, Ltd.	.DE	NIA	The Pampered Chef, Ltd.	Ownership	100.000	Berkshire Hathaway Inc.	NO	
			30-0101576				TPC North America, Ltd.	.DE	NIA	The Pampered Chef, Ltd.	Ownership	100.000	Berkshire Hathaway Inc.	NO	
			74-1859558				Texas Honing, Inc.	.TX	NIA	THI Acquisition, Inc.	Ownership	100.000	Berkshire Hathaway Inc.	NO	
							Darling, L. A., S.A. de C.V.	.MEX	NIA	Thorco Industries LLC	Ownership	0.001	Berkshire Hathaway Inc.	NO	
			04-2294740				L.A. Darling Services, S.A. de C.V.	.MEX	NIA	Thorco Industries LLC	Ownership	0.010	Berkshire Hathaway Inc.	NO	
			52-2166647				Unarco Industries LLC	.DE	NIA	Thorco Industries LLC	Ownership	100.000	Berkshire Hathaway Inc.	NO	
							TIMET Germany GmbH	.DEU	NIA	TIMET Europe Limited	Ownership	100.000	Berkshire Hathaway Inc.	NO	
							TIMET Savoie, SA	.FRA	NIA	TIMET Europe Limited	Ownership	70.000	Berkshire Hathaway Inc.	NO	
			98-0574216				PCC Finance Luxembourg S.a ^r l.	.LUX	NIA	TIMET UK Holding Company Limited	Ownership	100.000	Berkshire Hathaway Inc.	NO	
			98-1705860				TIMET UK Limited	.GBR	NIA	TIMET UK Holding Company Limited	Ownership	100.000	Berkshire Hathaway Inc.	NO	
							TIMET Europe Limited	.GBR	NIA	TIMET UK Limited	Ownership	100.000	Berkshire Hathaway Inc.	NO	
			76-0450804				Farmington Properties, Inc.	.PA	NIA	Tioga Properties, LLC	Ownership	100.000	Berkshire Hathaway Inc.	NO	
			76-0457894				NE Hub Partners, L.L.C.	.DE	NIA	Tioga Properties, LLC	Ownership	100.000	Berkshire Hathaway Inc.	NO	
			76-0457892				NE Hub Partners, L.P.	.DE	NIA	Tioga Properties, LLC	Ownership	99.000	Berkshire Hathaway Inc.	NO	
			45-3784304				TIMET Powdered Metals, LLC	.DE	NIA	Titanium Metals Corporation	Ownership	100.000	Berkshire Hathaway Inc.	NO	
			84-1524606				TIMET Real Estate Corporation	.CO	NIA	Titanium Metals Corporation	Ownership	100.000	Berkshire Hathaway Inc.	NO	
							TIMET UK Holding Company Limited	.GBR	NIA	Titanium Metals Corporation	Ownership	100.000	Berkshire Hathaway Inc.	NO	
			46-3298087				Trident Land Transfer Company LP	.DE	NIA	TLTC LLC	Ownership	0.100	Berkshire Hathaway Inc.	NO	
							Visayas Geothermal Power Company	.PHL	NIA	Tongonan Power Investment, Inc.	Ownership	1.000	Berkshire Hathaway Inc.	NO	
			98-0345517				The Pampered Chef - UK, Ltd.	.GBR	NIA	TPC European Holdings, Ltd.	Ownership	100.000	Berkshire Hathaway Inc.	NO	
			98-0353211				The Pampered Chef Deutschland GmbH	.DEU	NIA	TPC European Holdings, Ltd.	Ownership	100.000	Berkshire Hathaway Inc.	NO	
							The Pampered Chef France	.FRA	NIA	TPC European Holdings, Ltd.	Ownership	100.000	Berkshire Hathaway Inc.	NO	
							The Pampered Chef Österreich GmbH	.AUT	NIA	TPC European Holdings, Ltd.	Ownership	100.000	Berkshire Hathaway Inc.	NO	
							The Pampered Chef, Italia S.r.l.	.ITA	NIA	TPC European Holdings, Ltd.	Ownership	100.000	Berkshire Hathaway Inc.	NO	
							The Pampered Chef - Canada Corp.	.CAN	NIA	TPC North America, Ltd.	Ownership	100.000	Berkshire Hathaway Inc.	NO	
							TPC N.A.S.A., LLC	.DE	NIA	TPC North America, Ltd.	Ownership	100.000	Berkshire Hathaway Inc.	NO	
			83-4560526				Bluffs Townhomes, LLC	.GA	NIA	TP-CH JV, LLC	Ownership	100.000	Berkshire Hathaway Inc.	NO	
			27-1200627				Topaz Solar Farms LLC	.DE	NIA	TPZ Holding, LLC	Ownership	100.000	Berkshire Hathaway Inc.	NO	
							Trade Fixtures Europe GmbH	.DEU	NIA	Trade Fixtures, LLC	Ownership	100.000	Berkshire Hathaway Inc.	NO	
							Pillar Capital Holdings Limited	.BMU	NIA	Transatlantic Holdings, Inc.	Ownership	50.000	Berkshire Hathaway Inc.	NO	
			20-4872787				Professional Risk Management Services, Inc.	.DE	NIA	Transatlantic Holdings, Inc.	Ownership	100.000	Berkshire Hathaway Inc.	NO	
.0031	Berkshire Hathaway Group	19453	13-5616275				Transatlantic Reinsurance Company	.NY	IA	Transatlantic Holdings, Inc.	Ownership	100.000	Berkshire Hathaway Inc.	NO	
			81-1939146				TransRe Underwriting Managers Agency Ltd.	.DE	NIA	Transatlantic Holdings, Inc.	Ownership	100.000	Berkshire Hathaway Inc.	NO	
							TREIMCo Limited	.GBR	NIA	Transatlantic Holdings, Inc.	Ownership	100.000	Berkshire Hathaway Inc.	NO	
							Calpe Insurance Company Limited	.GIB	NIA	Transatlantic Reinsurance Company	Ownership	100.000	Berkshire Hathaway Inc.	NO	
							El Sol Del Paraguay S.A.	.PRY	NIA	Transatlantic Reinsurance Company	Ownership	23.370	Berkshire Hathaway Inc.	NO	
.0031	Berkshire Hathaway Group	35157	13-3333610				Fair American Insurance and Reinsurance Company	.NY	IA	Transatlantic Reinsurance Company	Ownership	100.000	Berkshire Hathaway Inc.	NO	
.0031	Berkshire Hathaway Group	15201	46-1213970				Fair American Select Insurance Company	.DE	IA	Transatlantic Reinsurance Company	Ownership	100.000	Berkshire Hathaway Inc.	NO	
			11-3563729				Orien Risk Analysts, Inc.	.NY	NIA	Transatlantic Reinsurance Company	Ownership	100.000	Berkshire Hathaway Inc.	NO	

ANNUAL STATEMENT FOR THE YEAR 2022 OF THE General Re Life Corporation

SCHEDULE Y

PART 1A - DETAIL OF INSURANCE HOLDING COMPANY SYSTEM

1	2	3	4	5	6	7	8	9	10	11	12	13	14	15	16
Group Code	Group Name	NAIC Company Code	ID Number	Federal RSSD	CIK	Name of Securities Exchange if Publicly Traded (U.S. or International)	Names of Parent, Subsidiaries Or Affiliates	Domiciliary Location	Relationship to Reporting Entity	Directly Controlled by (Name of Entity/Person)	Type of Control (Ownership, Board, Management, Attorney-in-Fact, Influence, Other)	If Control is Ownership Provide Percentage	Ultimate Controlling Entity(ies)/Person(s)	Is an SCA Filing Required? (Yes/No)	*
							Transatlantic Re (Argentina) S.A.	.ARG	NIA	Transatlantic Reinsurance Company	Ownership	5.000	Berkshire Hathaway Inc.	NO	
							TransRe Europe S.A.	.LUX	NIA	Transatlantic Reinsurance Company	Ownership	100.000	Berkshire Hathaway Inc.	NO	
							TransRe London Limited	.GBR	NIA	Transatlantic Reinsurance Company	Ownership	100.000	Berkshire Hathaway Inc.	NO	
							TransRe London Services Limited	.GBR	NIA	Transatlantic Reinsurance Company	Ownership	100.000	Berkshire Hathaway Inc.	NO	
							TransRe S.A.	.PAN	NIA	Transatlantic Reinsurance Company	Ownership	100.000	Berkshire Hathaway Inc.	NO	
							TRC Escritório de Representação no Brasil Ltda.	.BRA	NIA	Transatlantic Reinsurance Company	Ownership	99.960	Berkshire Hathaway Inc.	NO	
							TransCanyon Gates, LLC	.DE	NIA	TransCanyon, LLC	Ownership	100.000	Berkshire Hathaway Inc.	NO	
							TransCanyon Western Development, LLC	.DE	NIA	TransCanyon, LLC	Ownership	100.000	Berkshire Hathaway Inc.	NO	
			20-1174230				TM City Leasing Inc.	.DE	NIA	Transco Railcar Repair Inc.	Ownership	100.000	Berkshire Hathaway Inc.	NO	
			20-1174343				TS City Leasing Inc.	.DE	NIA	Transco Railcar Repair Inc.	Ownership	100.000	Berkshire Hathaway Inc.	NO	
			20-1107376				Transco Railcar Repair Inc.	.DE	NIA	Transco Railway Products Inc.	Ownership	100.000	Berkshire Hathaway Inc.	NO	
			36-2694067				Ecodyne Corporation	.DE	NIA	Transition Holdings, LLC	Ownership	100.000	Berkshire Hathaway Inc.	NO	
			55-0668752				J.L. Mining Company	.DE	NIA	transition holdings, LLC	Ownership	100.000	Berkshire Hathaway Inc.	NO	
			36-4003514				Morgantown- National Supply, Inc.	.DE	NIA	transition holdings, LLC	Ownership	100.000	Berkshire Hathaway Inc.	NO	
			36-3972413				Penn Coal Land, Inc.	.DE	NIA	transition holdings, LLC	Ownership	100.000	Berkshire Hathaway Inc.	NO	
							Trail Ltd.	.BMU	NIA	transition holdings, LLC	Ownership	33.300	Berkshire Hathaway Inc.	NO	
			36-2281514				TRH Holding Corp.	.DE	NIA	Transition Holdings, LLC	Ownership	100.000	Berkshire Hathaway Inc.	NO	
							Transatlantic Re (Argentina) S.A.	.ARG	NIA	TransRe S.A.	Ownership	95.000	Berkshire Hathaway Inc.	NO	
			23-3045964				Trident Land Transfer Company (PHILA) LP	.DE	NIA	Trident Land Transfer Company (PHILA) LP	Ownership	0.100	Berkshire Hathaway Inc.	NO	
			23-3004325				Trident Mortgage Company LP	.DE	NIA	TRMC LLC	Ownership	0.100	Berkshire Hathaway Inc.	NO	
							TSE Brakes GmbH	.DEU	NIA	TSE Brakes, Inc.	Ownership	100.000	Berkshire Hathaway Inc.	NO	
							TSE de Mexico, S.A. de C.V.	.MEX	NIA	TSE Brakes, Inc.	Ownership	0.400	Berkshire Hathaway Inc.	NO	
			98-1091676				TTI Electronics (Thailand) Ltd	.THA	NIA	TTI Electronics Asia PTE LTD	Ownership	100.000	Berkshire Hathaway Inc.	NO	
			98-1068567				TTI Electronics Asia (India) Private Ltd	.IND	NIA	TTI Electronics Asia PTE LTD	Ownership	100.000	Berkshire Hathaway Inc.	NO	
			98-0697862				TTI Electronics Malaysia SDN BHD	.MYS	NIA	TTI Electronics Asia PTE LTD	Ownership	100.000	Berkshire Hathaway Inc.	NO	
							TTI Electronics Nepal Private Limited	.NPL	NIA	TTI Electronics Asia PTE LTD	Ownership	100.000	Berkshire Hathaway Inc.	NO	
							TTI Electronics Philippines, Inc	.PHL	NIA	TTI Electronics Asia PTE LTD	Ownership	100.000	Berkshire Hathaway Inc.	NO	
							TTI Especialistas en Pasivos y Conectores, S.L.	.ESP	NIA	TTI France SASU	Ownership	100.000	Berkshire Hathaway Inc.	NO	
			98-0470183				CJE II	.NV	NIA	TTI, Inc.	Ownership	100.000	Berkshire Hathaway Inc.	NO	
			20-8392004				Compona AG	.CHE	NIA	TTI, Inc.	Ownership	100.000	Berkshire Hathaway Inc.	NO	
							Ecopac (U.K.) Power Limited	.GBR	NIA	TTI, Inc.	Ownership	100.000	Berkshire Hathaway Inc.	NO	
							ILS SRL	.MEX	NIA	TTI, Inc.	Ownership	99.970	Berkshire Hathaway Inc.	NO	
			61-1520598				Mouser Electronics, Inc.	.DE	NIA	TTI, Inc.	Ownership	100.000	Berkshire Hathaway Inc.	NO	
			98-3955526				Piper Finance Company, Inc	.DE	NIA	TTI, Inc.	Ownership	100.000	Berkshire Hathaway Inc.	NO	
			98-1150098				Ray-Q Ltd	.ISR	NIA	TTI, Inc.	Ownership	100.000	Berkshire Hathaway Inc.	NO	
			04-2694935				Sager Electrical Supply Co. Inc	.MA	NIA	TTI, Inc.	Ownership	100.000	Berkshire Hathaway Inc.	NO	
			98-0395649				Shanghai TTI Electronics Co, LTD	.CHN	NIA	TTI, Inc.	Ownership	100.000	Berkshire Hathaway Inc.	NO	
							TTI Belgium	.BEL	NIA	TTI, Inc.	Ownership	100.000	Berkshire Hathaway Inc.	NO	
							TTI Brasil Comercio De Componentes Electronicos LTDA	.BRA	NIA	TTI, Inc.	Ownership	100.000	Berkshire Hathaway Inc.	NO	
			98-1227865				TTI Elektronik Ticaret Ltd. Sti	.TUR	NIA	TTI, Inc.	Ownership	100.000	Berkshire Hathaway Inc.	NO	
							TTI Electronics (Vietnam) Company Limited	.VNM	NIA	TTI, Inc.	Ownership	100.000	Berkshire Hathaway Inc.	NO	
			98-0538870				TTI Electronics Asia PTE LTD	.SGP	NIA	TTI, Inc.	Ownership	100.000	Berkshire Hathaway Inc.	NO	
			98-0404802				TTI Electronics Austria GmbH	.AUT	NIA	TTI, Inc.	Ownership	100.000	Berkshire Hathaway Inc.	NO	
			98-0605080				TTI Electronics Czech SRO	.CZE	NIA	TTI, Inc.	Ownership	100.000	Berkshire Hathaway Inc.	NO	
			98-0538872				TTI Electronics Denmark APS	.DNK	NIA	TTI, Inc.	Ownership	100.000	Berkshire Hathaway Inc.	NO	
							TTI Electronics Distribution SRL	.ROU	NIA	TTI, Inc.	Ownership	99.992	Berkshire Hathaway Inc.	NO	

ANNUAL STATEMENT FOR THE YEAR 2022 OF THE General Re Life Corporation

SCHEDULE Y
PART 1A - DETAIL OF INSURANCE HOLDING COMPANY SYSTEM

1	2	3	4	5	6	7	8	9	10	11	12	13	14	15	16			
Group Code	Group Name	NAIC Company Code	ID Number	Federal RSSD	CIK	Name of Securities Exchange if Publicly Traded (U.S. or International)	Names of Parent, Subsidiaries Or Affiliates	Domi-ciliary Location	Relation-ship to Reporting Entity	Directly Controlled by (Name of Entity/Person)	Type of Control (Ownership, Board, Management, Attorney-in-Fact, Influence, Other)	If Control is Ownership Provide Percentage	Ultimate Controlling Entity(ies)/Person(s)	Is an SCA Filing Re-quired? (Yes/No)	*			
0031	Berkshire Hathaway Group	25895	98-1229924			TTI Electronics Europe GmbH	TTI, Inc.	.DEU	NIA	TTI, Inc.	Ownership	100.000	Berkshire Hathaway Inc.	NO				
			98-0571750			TTI Electronics Hungary KFT	TTI, Inc.	.HUN	NIA	TTI, Inc.	Ownership	100.000	Berkshire Hathaway Inc.	NO				
			98-0620824			TTI Electronics LTD	TTI, Inc.	.ISR	NIA	TTI, Inc.	Ownership	100.000	Berkshire Hathaway Inc.	NO				
			98-0538885			TTI Electronics Nordic AB	TTI, Inc.	.SWE	NIA	TTI, Inc.	Ownership	100.000	Berkshire Hathaway Inc.	NO				
						98-1043545			TTI Electronics OU	TTI, Inc.	.EST	NIA	TTI, Inc.	Ownership	100.000	Berkshire Hathaway Inc.	NO	
						98-0538877			TTI Finland OY	TTI, Inc.	.FIN	NIA	TTI, Inc.	Ownership	100.000	Berkshire Hathaway Inc.	NO	
						98-0538879			TTI France SASU	TTI, Inc.	.FRA	NIA	TTI, Inc.	Ownership	100.000	Berkshire Hathaway Inc.	NO	
						98-0538879			TTI Hong Kong Limited	TTI, Inc.	.HKG	NIA	TTI, Inc.	Ownership	100.000	Berkshire Hathaway Inc.	NO	
						98-0538881			TTI Italy SRL	TTI, Inc.	.ITA	NIA	TTI, Inc.	Ownership	95.000	Berkshire Hathaway Inc.	NO	
						37-1847720			TTI JV 1, Inc	TTI, Inc.	.DE	NIA	TTI, Inc.	Ownership	95.000	Berkshire Hathaway Inc.	NO	
						37-1877557			TTI JV 2, Inc	TTI, Inc.	.DE	NIA	TTI, Inc.	Ownership	95.000	Berkshire Hathaway Inc.	NO	
						98-1220399			TTI Latin America s. de R.L. de C.V.	TTI, Inc.	.MEX	NIA	TTI, Inc.	Ownership	99.000	Berkshire Hathaway Inc.	NO	
						98-0605077			TTI Poland SP ZOO	TTI, Inc.	.POL	NIA	TTI, Inc.	Ownership	100.000	Berkshire Hathaway Inc.	NO	
									Tungaloy De Mexico S.A.	Tungaloy America, Inc.	.MEX	NIA	Tungaloy America, Inc.	Ownership	98.000	Berkshire Hathaway Inc.	NO	
						36-3511418			Nangchang Cemented Carbide Ltd. Company	Tungaloy Corporation	.CHN	NIA	Tungaloy Corporation	Ownership	11.190	Berkshire Hathaway Inc.	NO	
									Tungaloy America, Inc.	Tungaloy Corporation	.IL	NIA	Tungaloy Corporation	Ownership	100.000	Berkshire Hathaway Inc.	NO	
									Tungaloy Cutting Tool (Shanghai) Co. Ltd.	Tungaloy Corporation	.CHN	NIA	Tungaloy Corporation	Ownership	100.000	Berkshire Hathaway Inc.	NO	
									Tungaloy Cutting Tool (Thailand) Co. Ltd.	Tungaloy Corporation	.THA	NIA	Tungaloy Corporation	Ownership	100.000	Berkshire Hathaway Inc.	NO	
									Tungaloy Czech SRO	Tungaloy Corporation	.CZE	NIA	Tungaloy Corporation	Ownership	10.000	Berkshire Hathaway Inc.	NO	
									Tungaloy De Mexico S.A.	Tungaloy Corporation	.MEX	NIA	Tungaloy Corporation	Ownership	2.000	Berkshire Hathaway Inc.	NO	
									Tungaloy Friction Material Vietnam Ltd.	Tungaloy Corporation	.VNM	NIA	Tungaloy Corporation	Ownership	51.000	Berkshire Hathaway Inc.	NO	
									Tungaloy Germany GMBH	Tungaloy Corporation	.DEU	NIA	Tungaloy Corporation	Ownership	100.000	Berkshire Hathaway Inc.	NO	
									Tungaloy Malaysia SDN BHD	Tungaloy Corporation	.MYS	NIA	Tungaloy Corporation	Ownership	40.000	Berkshire Hathaway Inc.	NO	
									Tungaloy Taiwan Corporation	Tungaloy Corporation	.TWN	NIA	Tungaloy Corporation	Ownership	49.000	Berkshire Hathaway Inc.	NO	
						23-1383313			United States Liability Insurance Company	U.S. Investment Corporation	.NE	IA	U.S. Investment Corporation	Ownership	100.000	Berkshire Hathaway Inc.	NO	
						98-0454616			Apaneca Manufacturing Ltda., de C.V.	Union Sales, LLC	.SLV	NIA	Union Sales, LLC	Ownership	1.000	Berkshire Hathaway Inc.	NO	
						98-0433160			Balsamar Manufacturing, Limitada, de C.V.	Union Sales, LLC	.SLV	NIA	Union Sales, LLC	Ownership	1.000	Berkshire Hathaway Inc.	NO	
									Confeciones Dos Caminos, D. De R.L. de C.V.	Union Sales, LLC		NIA	Union Sales, LLC	Ownership	2.000	Berkshire Hathaway Inc.	NO	
						80-0077718			Controladora Fruit of the Loom S.A. de C.V.	Union Sales, LLC	.HND	NIA	Union Sales, LLC	Ownership	0.001	Berkshire Hathaway Inc.	NO	
									Cross Creek de Honduras, SA de CV	Union Sales, LLC	.HND	NIA	Union Sales, LLC	Ownership	0.010	Berkshire Hathaway Inc.	NO	
									Distribuidora Fruit of the Loom S.A. de C.V.	Union Sales, LLC		NIA	Union Sales, LLC	Ownership	0.001	Berkshire Hathaway Inc.	NO	
						80-0077720			El Porvenir Mfg. S. De R.L. de C.V.	Union Sales, LLC	.HND	NIA	Union Sales, LLC	Ownership	2.000	Berkshire Hathaway Inc.	NO	
									Fabrik Apparel S.A.	Union Sales, LLC	.HTI	NIA	Union Sales, LLC	Ownership	1.000	Berkshire Hathaway Inc.	NO	
									Fabrik Apparel DR, S.R.L	Union Sales, LLC	.DOM	NIA	Union Sales, LLC	Ownership	1.000	Berkshire Hathaway Inc.	NO	
									Fruit of the Loom de Mexico, S.A. de C.V.	Union Sales, LLC	.MEX	NIA	Union Sales, LLC	Ownership	0.001	Berkshire Hathaway Inc.	NO	
						98-0551397			Fruit of the Loom India Private Limited	Union Sales, LLC	.IND	NIA	Union Sales, LLC	Ownership	0.100	Berkshire Hathaway Inc.	NO	
									Fruit of the Loom Investments Ltd.	Union Sales, LLC	.GBR	NIA	Union Sales, LLC	Ownership	0.010	Berkshire Hathaway Inc.	NO	
									Fruit of the Loom Latin America, S.A. de C.V.	Union Sales, LLC	.SLV	NIA	Union Sales, LLC	Ownership	0.001	Berkshire Hathaway Inc.	NO	
									Fruit of the Loom Ltd.	Union Sales, LLC	.GBR	NIA	Union Sales, LLC	Ownership	0.001	Berkshire Hathaway Inc.	NO	
						61-1207878			Fruit of the Loom Trading Company	Union Sales, LLC	.DE	NIA	Union Sales, LLC	Ownership	100.000	Berkshire Hathaway Inc.	NO	
						98-0450029			Jerzees Buena Vista, SRL	Union Sales, LLC	.HND	NIA	Union Sales, LLC	Ownership	0.010	Berkshire Hathaway Inc.	NO	
									Jerzees Campeche, SA de CV	Union Sales, LLC	.MEX	NIA	Union Sales, LLC	Ownership	2.000	Berkshire Hathaway Inc.	NO	
						98-0450034			Jerzees Choloma SRL	Union Sales, LLC	.HND	NIA	Union Sales, LLC	Ownership	0.010	Berkshire Hathaway Inc.	NO	
						98-0450030			Jerzees de Honduras SRL	Union Sales, LLC	.HND	NIA	Union Sales, LLC	Ownership	0.010	Berkshire Hathaway Inc.	NO	
						98-0652908			Jerzees Nuevo Dia SRL	Union Sales, LLC	.HND	NIA	Union Sales, LLC	Ownership	2.000	Berkshire Hathaway Inc.	NO	
									Jerzees Yucatan, SA de CV	Union Sales, LLC	.MEX	NIA	Union Sales, LLC	Ownership	0.001	Berkshire Hathaway Inc.	NO	

ANNUAL STATEMENT FOR THE YEAR 2022 OF THE General Re Life Corporation

SCHEDULE Y

PART 1A - DETAIL OF INSURANCE HOLDING COMPANY SYSTEM

1	2	3	4	5	6	7	8	9	10	11	12	13	14	15	16
Group Code	Group Name	NAIC Company Code	ID Number	Federal RSSD	CIK	Name of Securities Exchange if Publicly Traded (U.S. or International)	Names of Parent, Subsidiaries Or Affiliates	Domiciliary Location	Relationship to Reporting Entity	Directly Controlled by (Name of Entity/Person)	Type of Control (Ownership, Board, Management, Attorney-in-Fact, Influence, Other)	If Control is Ownership Provide Percentage	Ultimate Controlling Entity(ies)/Person(s)	Is an SCA Filing Required? (Yes/No)	*
			98-0433156				Joya de Ceren Limitada, de C.V.	SLV	NIA	Union Sales, LLC.	Ownership	1.000	Berkshire Hathaway Inc.	NO	
			98-0433157				Lamatepec Manufacturing, Limitada, de C.V.	SLV	NIA	Union Sales, LLC.	Ownership	1.000	Berkshire Hathaway Inc.	NO	
			98-0433159				Lempa Services, Limitada, de C.V.	SLV	NIA	Union Sales, LLC.	Ownership	1.000	Berkshire Hathaway Inc.	NO	
							Manufacturas Villanueva S. de R.L. e C.V.	HND	NIA	Union Sales, LLC.	Ownership	2.000	Berkshire Hathaway Inc.	NO	
			98-0433155				Maya Apparel, Limitada, de C.V.	SLV	NIA	Union Sales, LLC.	Ownership	1.000	Berkshire Hathaway Inc.	NO	
			98-0561662				Monte Cristo Apparel, Ltda.	SLV	NIA	Union Sales, LLC.	Ownership	1.000	Berkshire Hathaway Inc.	NO	
			80-0077728				Productos San Jose S.de.R.L.C.V.	HND	NIA	Union Sales, LLC.	Ownership	2.000	Berkshire Hathaway Inc.	NO	
							RLA Mfg. SRL	HND	NIA	Union Sales, LLC.	Ownership	0.010	Berkshire Hathaway Inc.	NO	
							Russell Mexico, SA de CV	MEX	NIA	Union Sales, LLC.	Ownership	0.010	Berkshire Hathaway Inc.	NO	
			98-0433161				Santa Ana Apparel, Limitada, de C.V.	SLV	NIA	Union Sales, LLC.	Ownership	1.000	Berkshire Hathaway Inc.	NO	
							Servicios Russell SA de CV	MEX	NIA	Union Sales, LLC.	Ownership	2.000	Berkshire Hathaway Inc.	NO	
							Textile Lourdes Limitada	SLV	NIA	Union Sales, LLC.	Ownership	0.000	Berkshire Hathaway Inc.	NO	
			80-0077721				Textiles del Caribe S.de.R.L.de C.V.	HND	NIA	Union Sales, LLC.	Ownership	2.000	Berkshire Hathaway Inc.	NO	
							Empresa Inmobiliaria del Potosi, S.A. de C.V.	MEX	NIA	Union Tank Car Company	Ownership	99.990	Berkshire Hathaway Inc.	NO	
							Madison Leasing, S.A. de C.V.	MEX	NIA	Union Tank Car Company	Ownership	99.998	Berkshire Hathaway Inc.	NO	
			36-4502376				Marmon Transportation Services LLC	DE	NIA	Union Tank Car Company	Ownership	100.000	Berkshire Hathaway Inc.	NO	
			30-0882956				NATX Repair Services LLC	DE	NIA	Union Tank Car Company	Ownership	100.000	Berkshire Hathaway Inc.	NO	
							The Marmon Group of Canada Ltd.	CAN	NIA	Union Tank Car Company	Ownership	100.000	Berkshire Hathaway Inc.	NO	
			34-1404442				Transco Railway Products Inc.	DE	NIA	Union Tank Car Company	Ownership	100.000	Berkshire Hathaway Inc.	NO	
			76-0422418				Uni-Form Components Co.	DE	NIA	Union Tank Car Company	Ownership	100.000	Berkshire Hathaway Inc.	NO	
			20-1731226				UTLX Manufacturing LLC	DE	NIA	Union Tank Car Company	Ownership	100.000	Berkshire Hathaway Inc.	NO	
							UTLX Soporte Empresarial, S.A. De C.V.	MEX	NIA	Union Tank Car Company	Ownership	99.998	Berkshire Hathaway Inc.	NO	
			98-0454616				Apaneca Manufacturing Ltda., de C.V.	SLV	NIA	Union Underwear Company, Inc.	Ownership	99.000	Berkshire Hathaway Inc.	NO	
			98-0433160				Balsamar Manufacturing, Limitada, de C.V.	SLV	NIA	Union Underwear Company, Inc.	Ownership	99.000	Berkshire Hathaway Inc.	NO	
			20-1060857				Camp Manufacturing Company	DE	NIA	Union Underwear Company, Inc.	Ownership	100.000	Berkshire Hathaway Inc.	NO	
							Confeciones Dos Caminos, D. De.R.L. de C.V.	HND	NIA	Union Underwear Company, Inc.	Ownership	98.000	Berkshire Hathaway Inc.	NO	
			80-0077718				El Porvenir Mfg. S. De R.L. de C.V.	HND	NIA	Union Underwear Company, Inc.	Ownership	98.000	Berkshire Hathaway Inc.	NO	
			80-0077720				F.W. Acquisitions Corp, S.A.	HTI	NIA	Union Underwear Company, Inc.	Ownership	99.000	Berkshire Hathaway Inc.	NO	
							Fabrik Apparel DR, S.R.L	DOM	NIA	Union Underwear Company, Inc.	Ownership	99.000	Berkshire Hathaway Inc.	NO	
							Fruit of the Loom Latin America, S.A. de C.V.	SLV	NIA	Union Underwear Company, Inc.	Ownership	99.999	Berkshire Hathaway Inc.	NO	
			05-0144075				Fruit of the Loom, Inc.	NY	NIA	Union Underwear Company, Inc.	Ownership	100.000	Berkshire Hathaway Inc.	NO	
			61-1278881				FTL Regional Sales Company, Inc.	DE	NIA	Union Underwear Company, Inc.	Ownership	100.000	Berkshire Hathaway Inc.	NO	
			98-0450029				Jerzees Buena Vista, SRL	HND	NIA	Union Underwear Company, Inc.	Ownership	99.990	Berkshire Hathaway Inc.	NO	
			98-0450030				Jerzees de Honduras SRL	HND	NIA	Union Underwear Company, Inc.	Ownership	99.990	Berkshire Hathaway Inc.	NO	
			98-0652908				Jerzees Nuevo Dia SRL	HND	NIA	Union Underwear Company, Inc.	Ownership	98.000	Berkshire Hathaway Inc.	NO	
			98-0433156				Joya de Ceren Limitada, de C.V.	SLV	NIA	Union Underwear Company, Inc.	Ownership	99.000	Berkshire Hathaway Inc.	NO	
			98-0433157				Lamatepec Manufacturing, Limitada, de C.V.	SLV	NIA	Union Underwear Company, Inc.	Ownership	99.000	Berkshire Hathaway Inc.	NO	
			98-0433159				Lempa Services, Limitada, de C.V.	SLV	NIA	Union Underwear Company, Inc.	Ownership	99.000	Berkshire Hathaway Inc.	NO	
							Magnolia Ventures LLC	DE	NIA	Union Underwear Company, Inc.	Ownership	100.000	Berkshire Hathaway Inc.	NO	
							Manufacturas Villanueva S. de R.L. e C.V.	HND	NIA	Union Underwear Company, Inc.	Ownership	98.000	Berkshire Hathaway Inc.	NO	
			98-0433155				Maya Apparel, Limitada, de C.V.	SLV	NIA	Union Underwear Company, Inc.	Ownership	99.000	Berkshire Hathaway Inc.	NO	
			98-0561662				Monte Cristo Apparel, Ltda.	SLV	NIA	Union Underwear Company, Inc.	Ownership	99.000	Berkshire Hathaway Inc.	NO	
			80-0077728				Productos San Jose S.de.R.L.C.V.	HND	NIA	Union Underwear Company, Inc.	Ownership	98.000	Berkshire Hathaway Inc.	NO	
							RLA Mfg. SRL	HND	NIA	Union Underwear Company, Inc.	Ownership	99.990	Berkshire Hathaway Inc.	NO	
			63-0180720				Russell Brands, LLC	DE	NIA	Union Underwear Company, Inc.	Ownership	100.000	Berkshire Hathaway Inc.	NO	
			98-0433161				Santa Ana Apparel, Limitada, de C.V.	SLV	NIA	Union Underwear Company, Inc.	Ownership	99.000	Berkshire Hathaway Inc.	NO	

ANNUAL STATEMENT FOR THE YEAR 2022 OF THE General Re Life Corporation

SCHEDULE Y

PART 1A - DETAIL OF INSURANCE HOLDING COMPANY SYSTEM

1	2	3	4	5	6	7	8	9	10	11	12	13	14	15	16
Group Code	Group Name	NAIC Company Code	ID Number	Federal RSSD	CIK	Name of Securities Exchange if Publicly Traded (U.S. or International)	Names of Parent, Subsidiaries Or Affiliates	Domiciliary Location	Relationship to Reporting Entity	Directly Controlled by (Name of Entity/Person)	Type of Control (Ownership, Board, Management, Attorney-in-Fact, Influence, Other)	If Control is Ownership Provide Percentage	Ultimate Controlling Entity(ies)/Person(s)	Is an SCA Filing Required? (Yes/No)	*
			90-0077721				Textile Lourdes Limitada	.SLV	NIA	Union Underwear Company, Inc.	Ownership	87.560	Berkshire Hathaway Inc.	NO	
			13-2873530				Textiles del Caribe S.de.R.L.de C.V.	.HND	NIA	Union Underwear Company, Inc.	Ownership	98.000	Berkshire Hathaway Inc.	NO	
			61-0909765				The B.V.D. Licensing Corp.	.DE	NIA	Union Underwear Company, Inc.	Ownership	100.000	Berkshire Hathaway Inc.	NO	
			56-2222613				Union Sales LLC	.DE	NIA	Union Underwear Company, Inc.	Ownership	100.000	Berkshire Hathaway Inc.	NO	
			13-5458900				Vanity Fair Brands, LP	.LD	NIA	Union Underwear Company, Inc.	Ownership	1.000	Berkshire Hathaway Inc.	NO	
			23-1575334				Uniqfill Air B.V.	.MLD	NIA	Uniqfill International B.V.	Ownership	100.000	Berkshire Hathaway Inc.	NO	
.0031	Berkshire Hathaway Group	26522	48-0884451				Canadian Aviation Insurance Managers Ltd.	.CAN	NIA	United States Aviation Underwriters, Inc.	Ownership	100.000	Berkshire Hathaway Inc.	NO	
.0031	Berkshire Hathaway Group	14420	45-5343535				Mount Vernon Fire Insurance Company	.NE	IA	United States Liability Insurance Company	Ownership	100.000	Berkshire Hathaway Inc.	NO	
			32-0023592				Mount Vernon Specialty Insurance Company	.NE	IA	United States Liability Insurance Company	Ownership	100.000	Berkshire Hathaway Inc.	NO	
			36-3104688				Marmon Crane Services, Inc.	.DE	NIA	UTLX Company	Ownership	100.000	Berkshire Hathaway Inc.	NO	
			48-0882412				Union Tank Car Company	.DE	NIA	UTLX Company	Ownership	100.000	Berkshire Hathaway Inc.	NO	
.0031	Berkshire Hathaway Group	37060	48-0884451				MPP Co., Inc.	.KS	NIA	Van Enterprises, Inc.	Ownership	100.000	Berkshire Hathaway Inc.	NO	
.0031	Berkshire Hathaway Group	76007	48-0735224				Old United Casualty Company	.KS	IA	Van Enterprises, Inc.	Ownership	100.000	Berkshire Hathaway Inc.	NO	
			47-2207326				Old United Life Insurance Company	.AZ	IA	Van Enterprises, Inc.	Ownership	100.000	Berkshire Hathaway Inc.	NO	
			45-1682803				Vantage Reinsurance, LLC	.NV	NIA	Van Enterprises, Inc.	Ownership	100.000	Berkshire Hathaway Inc.	NO	
							NEF Affordable Housing Investment Fund, III, LP	.IL	NIA	Vanderbilt Mortgage and Finance, Inc.	Ownership	99.990	Berkshire Hathaway Inc.	NO	
							B.L. Intimate Apparel Canada Inc.	.CAN	NIA	Vanity Fair Brands, LP	Ownership	50.000	Berkshire Hathaway Inc.	NO	
							Jerzees Yucatan, SA de CV	.MEX	NIA	Vanity Fair Brands, LP	Ownership	15.161	Berkshire Hathaway Inc.	NO	
			51-0348608				Vanity Fair Inc.	.DE	NIA	Vanity Fair Brands, LP	Ownership	100.000	Berkshire Hathaway Inc.	NO	
							VFI de Honduras, S.A.	.HND	NIA	Vanity Fair Brands, LP	Ownership	100.000	Berkshire Hathaway Inc.	NO	
			20-1195996				VFI-Mexico, Inc.	.DE	NIA	Vanity Fair Brands, LP	Ownership	100.000	Berkshire Hathaway Inc.	NO	
			47-5184072				Jerzees Yucatan, SA de CV	.MEX	NIA	Vanity Fair Inc.	Ownership	0.021	Berkshire Hathaway Inc.	NO	
			47-5196290				Vega CSG1, LLC	.MN	NIA	Vega Community Solar Gardens, LLC	Ownership	100.000	Berkshire Hathaway Inc.	NO	
			47-5203160				Vega CSG2, LLC	.MN	NIA	Vega Community Solar Gardens, LLC	Ownership	100.000	Berkshire Hathaway Inc.	NO	
			47-5221938				Vega CSG3, LLC	.MN	NIA	Vega Community Solar Gardens, LLC	Ownership	100.000	Berkshire Hathaway Inc.	NO	
			47-5233828				Vega CSG4, LLC	.MN	NIA	Vega Community Solar Gardens, LLC	Ownership	100.000	Berkshire Hathaway Inc.	NO	
							Vega CSG5, LLC	.MN	NIA	Vega Community Solar Gardens, LLC	Ownership	100.000	Berkshire Hathaway Inc.	NO	
			33-0682735				VLS Limited	.GBR	NIA	Vehicle Lease and Service Limited	Ownership	100.000	Berkshire Hathaway Inc.	NO	
			37-1651326				ExtrumMed, Inc.	.CA	NIA	Vesta Intermediate Funding, Inc.	Ownership	100.000	Berkshire Hathaway Inc.	NO	
			84-2521740				SSP-SiMatrix, Inc.	.DE	NIA	Vesta Intermediate Funding, Inc.	Ownership	100.000	Berkshire Hathaway Inc.	NO	
							VF-Diltex, S. de R.L. de C.V.	.MEX	NIA	VFI-Mexico, Inc.	Ownership	51.000	Berkshire Hathaway Inc.	NO	
							Aeronavis, LLC	.DE	NIA	Volantes, LLC	Ownership	100.000	Berkshire Hathaway Inc.	NO	
							Chore-Time Ede B.V.	.MLD	NIA	Volito Group B.V.	Ownership	100.000	Berkshire Hathaway Inc.	NO	
							Frezabo B.V.	.MLD	NIA	Volito Group B.V.	Ownership	100.000	Berkshire Hathaway Inc.	NO	
							Spirado B.V.	.MLD	NIA	Volito Group B.V.	Ownership	100.000	Berkshire Hathaway Inc.	NO	
							Volito GmbH	.DEU	NIA	Volito Group B.V.	Ownership	100.000	Berkshire Hathaway Inc.	NO	
			48-0591795				Van Enterprises, Inc.	.MO	NIA	VT Insurance Acquisition Sub Inc.	Ownership	100.000	Berkshire Hathaway Inc.	NO	
			82-1608695				W&W Engineering Private, Ltd. India	.IND	NIA	W&W Steel Company	Ownership	1.000	Berkshire Hathaway Inc.	NO	
			98-0201656				Consteel Technical Services, Ltd.	.GBR	NIA	W&W-AFCO Steel LLC	Ownership	100.000	Berkshire Hathaway Inc.	NO	
			87-0765840				Hirschfeld Properties LP	.TX	NIA	W&W-AFCO Steel LLC	Ownership	100.000	Berkshire Hathaway Inc.	NO	
			52-1917849				S.W. Hydro, Inc.	.DE	NIA	Wailuku Holding Company, LLC	Ownership	100.000	Berkshire Hathaway Inc.	NO	
			52-1678231				Wailuku River Hydroelectric Power Company, Inc.	.HI	NIA	Wailuku Holding Company, LLC	Ownership	100.000	Berkshire Hathaway Inc.	NO	
			20-4458668				Wailuku Holding Company, LLC	.DE	NIA	Wailuku Investment, LLC	Ownership	100.000	Berkshire Hathaway Inc.	NO	
			52-1754375				Wailuku River Hydroelectric Limited	.HI	NIA	Wailuku River Hydroelectric Power Company, Inc.	Ownership	98.000	Berkshire Hathaway Inc.	NO	
			98-1228766				Partnership	.HI	NIA	Wailuku River Hydroelectric Power Company, Inc.	Ownership	98.000	Berkshire Hathaway Inc.	NO	
			98-1228772				Warwick Equest Limited	.GBR	NIA	Warwick International Group Limited	Ownership	100.000	Berkshire Hathaway Inc.	NO	
							Warwick International Limited	.GBR	NIA	Warwick International Group Limited	Ownership	100.000	Berkshire Hathaway Inc.	NO	

ANNUAL STATEMENT FOR THE YEAR 2022 OF THE General Re Life Corporation

SCHEDULE Y

PART 1A - DETAIL OF INSURANCE HOLDING COMPANY SYSTEM

1	2	3	4	5	6	7	8	9	10	11	12	13	14	15	16
Group Code	Group Name	NAIC Company Code	ID Number	Federal RSSD	CIK	Name of Securities Exchange if Publicly Traded (U.S. or International)	Names of Parent, Subsidiaries Or Affiliates	Domiciliary Location	Relationship to Reporting Entity	Directly Controlled by (Name of Entity/Person)	Type of Control (Ownership, Board, Management, Attorney-in-Fact, Influence, Other)	If Control is Ownership Provide Percentage	Ultimate Controlling Entity(ies)/Person(s)	Is an SCA Filing Required? (Yes/No)	*
			98-1228769				Warwick International Group Limited	.GBR	NIA	Warwick International Intermediate Holdings Limited	Ownership	100.000	Berkshire Hathaway Inc.	NO	
			36-4642937				TSE Brakes, Inc.	.DE	NIA	Webb Wheel Products, Inc.	Ownership	100.000	Berkshire Hathaway Inc.	NO	
							TSE de Mexico, S.A. de C.V.	.MEX	NIA	Webb Wheel Products, Inc.	Ownership	99.600	Berkshire Hathaway Inc.	NO	
							Jomac Canada Inc.	.CAN	NIA	Wells Lamont Industry Group LLC	Ownership	100.000	Berkshire Hathaway Inc.	NO	
							Iscar Portugal-Tools And Machinery, S.A.	.PRT	NIA	Wertsam Technology, S.L.	Ownership	0.010	Berkshire Hathaway Inc.	NO	
			98-0139711				Western Australian Specialty Alloys Pty. Ltd.	.AUS	NIA	Western Aerospace Limited	Ownership	7.200	Berkshire Hathaway Inc.	NO	
			56-1515158				Tenn-Tex Plastics, Inc.	.NC	NIA	Western Builders Supply, Inc.	Ownership	100.000	Berkshire Hathaway Inc.	NO	
.0031	Berkshire Hathaway Group	42390	23-2240321				AmGUARD Insurance Company	.PA	IA	WestGUARD Insurance Company	Ownership	100.000	Berkshire Hathaway Inc.	NO	
.0031	Berkshire Hathaway Group	16495	83-1551360				AZGUARD Insurance Company	.NE	IA	WestGUARD Insurance Company	Ownership	100.000	Berkshire Hathaway Inc.	NO	
.0031	Berkshire Hathaway Group	14702	01-0125870				EastGUARD Insurance Company	.PA	IA	WestGUARD Insurance Company	Ownership	100.000	Berkshire Hathaway Inc.	NO	
			51-0378745				GUARDco, Inc.	.DE	NIA	WestGUARD Insurance Company	Ownership	100.000	Berkshire Hathaway Inc.	NO	
.0031	Berkshire Hathaway Group	31470	23-2459204				NorGUARD Insurance Company	.PA	IA	WestGUARD Insurance Company	Ownership	100.000	Berkshire Hathaway Inc.	NO	
			90-0859574				Wicked Cool Toys, LLC	.DE	NIA	Wicked Cool Toys Holdings, LLC	Ownership	100.000	Berkshire Hathaway Inc.	NO	
			47-1367633				Crystal Drive Services, LLC	.FL	NIA	Wilbert Funeral Services, Inc.	Ownership	100.000	Berkshire Hathaway Inc.	NO	
			82-0360273				Memorial Monuments & Vaults, Inc.	.ID	NIA	Wilbert Funeral Services, Inc.	Ownership	100.000	Berkshire Hathaway Inc.	NO	
			16-1470785				Rochester Crematory, Inc.	.NY	NIA	Wilbert Funeral Services, Inc.	Ownership	100.000	Berkshire Hathaway Inc.	NO	
			06-1718484				CH Industries, Inc.	.SC	NIA	Wilbert, Inc.	Ownership	100.000	Berkshire Hathaway Inc.	NO	
			20-0818185				Easley Custom Plastics, Inc.	.SC	NIA	Wilbert, Inc.	Ownership	100.000	Berkshire Hathaway Inc.	NO	
			41-0884355				Thermoform Plastics, Inc.	.MN	NIA	Wilbert, Inc.	Ownership	100.000	Berkshire Hathaway Inc.	NO	
							PT. Schulz Indonesia	.IDN	NIA	Wilhelm Schulz GmbH	Ownership	100.000	Berkshire Hathaway Inc.	NO	
							Schulz (Far East) PTE LTD	.SGP	NIA	Wilhelm Schulz GmbH	Ownership	100.000	Berkshire Hathaway Inc.	NO	
			36-2364281				World Book, Inc.	.DE	NIA	World Book / Scott Fetzer Company, Inc.	Ownership	100.000	Berkshire Hathaway Inc.	NO	
							World Book India Private Limited	.IND	NIA	World Book Encyclopedia, Inc.	Ownership	0.002	Berkshire Hathaway Inc.	NO	
			38-3689327				Altaquip LLC	.DE	NIA	World Book, Inc.	Ownership	100.000	Berkshire Hathaway Inc.	NO	
			36-2605037				World Book Encyclopedia, Inc.	.DE	NIA	World Book, Inc.	Ownership	100.000	Berkshire Hathaway Inc.	NO	
							World Book India Private Limited	.IND	NIA	World Book, Inc.	Ownership	99.998	Berkshire Hathaway Inc.	NO	
			36-4383800				EXSIF Worldwide, Inc.	.DE	NIA	Worldwide Containers, Inc.	Ownership	100.000	Berkshire Hathaway Inc.	NO	
			36-3739982				Webb Wheel Products, Inc.	.DE	NIA	Worldwide Containers, Inc.	Ownership	20.000	Berkshire Hathaway Inc.	NO	
			20-8038410				Miami Tower, LLC	.FL	NIA	WPLG, Inc.	Ownership	50.000	Berkshire Hathaway Inc.	NO	
			82-1608695				W&W Engineering Private, Ltd. India	.IND	NIA	WWEPL Holdings Corp.	Ownership	99.000	Berkshire Hathaway Inc.	NO	
			73-0550968				W&W Steel Company	.OK	NIA	WWEPL Holdings Corp.	Ownership	100.000	Berkshire Hathaway Inc.	NO	
							Triton Steel, LLC	.DE	NIA	WWS Holdings, LLC	Ownership	100.000	Berkshire Hathaway Inc.	NO	
			27-0915339				W&W Steel Erectors, LLC	.DE	NIA	WWS Holdings, LLC	Ownership	100.000	Berkshire Hathaway Inc.	NO	
			35-2530653				W&W-AFCO Steel LLC	.DE	NIA	WWS Holdings, LLC	Ownership	100.000	Berkshire Hathaway Inc.	NO	
			82-1608695				WWEPL Holdings Corp.	.DE	NIA	WWS Holdings, LLC	Ownership	100.000	Berkshire Hathaway Inc.	NO	
			94-1047949				Precision Founders, Inc.	.CA	NIA	Wyman-Gordon Company	Ownership	100.000	Berkshire Hathaway Inc.	NO	
							Western Aerospace Limited	.AUS	NIA	Wyman-Gordon Company	Ownership	100.000	Berkshire Hathaway Inc.	NO	
			98-0139711				Western Australian Specialty Alloys Pty. Ltd.	.AUS	NIA	Wyman-Gordon Company	Ownership	92.800	Berkshire Hathaway Inc.	NO	
			98-0227054				Wyman-Gordon de Mexico, S. de R.L. de C.V.	.MEX	NIA	Wyman-Gordon Company	Ownership	100.000	Berkshire Hathaway Inc.	NO	
			76-0203655				Wyman-Gordon Forgings, Inc.	.DE	NIA	Wyman-Gordon Company	Ownership	100.000	Berkshire Hathaway Inc.	NO	
			22-3044511				Wyman-Gordon Investment Castings, Inc.	.DE	NIA	Wyman-Gordon Company	Ownership	100.000	Berkshire Hathaway Inc.	NO	
							Wyman-Gordon Monterrey, S. de R.L. de C.V.	.MEX	NIA	Wyman-Gordon Company	Ownership	99.990	Berkshire Hathaway Inc.	NO	
			75-2608545				Hackney Ladish, Inc.	.DE	NIA	Wyman-Gordon Forgings, Inc.	Ownership	100.000	Berkshire Hathaway Inc.	NO	
			27-3776296				McWilliams Forge Company	.DE	NIA	Wyman-Gordon Forgings, Inc.	Ownership	100.000	Berkshire Hathaway Inc.	NO	
			98-0574217				PCC Luxembourg Holdings S.a' r.l.	.LUX	NIA	Wyman-Gordon Forgings, Inc.	Ownership	84.400	Berkshire Hathaway Inc.	NO	
							Wyman-Gordon (Lincoln) Limited	.GBR	NIA	Wyman-Gordon Limited	Ownership	100.000	Berkshire Hathaway Inc.	NO	

53 86

ANNUAL STATEMENT FOR THE YEAR 2022 OF THE General Re Life Corporation

SCHEDULE Y

PART 1A - DETAIL OF INSURANCE HOLDING COMPANY SYSTEM

1	2	3	4	5	6	7	8	9	10	11	12	13	14	15	16
Group Code	Group Name	NAIC Company Code	ID Number	Federal RSSD	CIK	Name of Securities Exchange if Publicly Traded (U.S. or International)	Names of Parent, Subsidiaries Or Affiliates	Domi-ciliary Loca-tion	Relation-ship to Reporting Entity	Directly Controlled by (Name of Entity/Person)	Type of Control (Ownership, Board, Management, Attorney-in-Fact, Influence, Other)	If Control is Ownership Provide Percen-tage	Ultimate Controlling Entity(ies)/Person(s)	Is an SCA Filing Re-quired? (Yes/No)	*
			01-0346274				XTRA LLC	ME	NIA	XTRA Companies, Inc.	Ownership	100.000	Berkshire Hathaway Inc.	NO	
			20-2052863				XTRA Companies, Inc.	DE	NIA	XTRA Corporation	Ownership	100.000	Berkshire Hathaway Inc.	NO	
			20-8648239				XTRA Finance Corporation	DE	NIA	XTRA Corporation	Ownership	100.000	Berkshire Hathaway Inc.	NO	
			43-0909089				AJF Warehouse Distributors, Inc.	IL	NIA	XTRA LLC	Ownership	100.000	Berkshire Hathaway Inc.	NO	
			51-0367486				GTR Rental LLC	DE	NIA	XTRA LLC	Ownership	100.000	Berkshire Hathaway Inc.	NO	
			13-3369806				Rentco Trailer Corporation	DE	NIA	XTRA LLC	Ownership	100.000	Berkshire Hathaway Inc.	NO	
			27-0586923				SV Maintenance LLC	DE	NIA	XTRA LLC	Ownership	100.000	Berkshire Hathaway Inc.	NO	
			04-2459036				X-L-CO., Inc.	DE	NIA	XTRA LLC	Ownership	100.000	Berkshire Hathaway Inc.	NO	
			43-1690171				XTRA Intermodal, Inc.	DE	NIA	XTRA LLC	Ownership	100.000	Berkshire Hathaway Inc.	NO	
			22-1863406				XTRA Lease LLC	DE	NIA	XTRA LLC	Ownership	100.000	Berkshire Hathaway Inc.	NO	
			98-0447153				Northern Powergrid (Yorkshire) plc.	GBR	NIA	Yorkshire Electricity Group plc.	Ownership	100.000	Berkshire Hathaway Inc.	NO	
							YEDL Limited	GBR	NIA	Yorkshire Electricity Group plc.	Ownership	100.000	Berkshire Hathaway Inc.	NO	
							Yorkshire Power Finance Limited	CYM	NIA	Yorkshire Electricity Group plc.	Ownership	1.000	Berkshire Hathaway Inc.	NO	
							Yorkshire Electricity Group plc.	GBR	NIA	Yorkshire Power Group Limited	Ownership	100.000	Berkshire Hathaway Inc.	NO	
							Yorkshire Power Finance Limited	CYM	NIA	Yorkshire Power Group Limited	Ownership	99.000	Berkshire Hathaway Inc.	NO	
			82-3787181				Zag Toys, LLC	DE	NIA	Zag Toys Holdings, LLC	Ownership	75.000	Berkshire Hathaway Inc.	NO	

Asterisk	Explanation
----------	-------------

ANNUAL STATEMENT FOR THE YEAR 2022 OF THE General Re Life Corporation

SCHEDULE Y

PART 2 - SUMMARY OF INSURER'S TRANSACTIONS WITH ANY AFFILIATES

1	2	3	4	5	6	7	8	9	10	11	12	13
NAIC Company Code	ID Number	Names of Insurers and Parent, Subsidiaries or Affiliates	Shareholder Dividends	Capital Contributions	Purchases, Sales or Exchanges of Loans, Securities, Real Estate, Mortgage Loans or Other Investments	Income/ (Disbursements) Incurred in Connection with Guarantees or Undertakings for the Benefit of any Affiliate(s)	Management Agreements and Service Contracts	Income/ (Disbursements) Incurred Under Reinsurance Agreements	*	Any Other Material Activity Not in the Ordinary Course of the Insurer's Business	Totals	Reinsurance Recoverable/ (Payable) on Losses and/or Reserve Credit Taken/(Liability)
12640	20-5101850	AIHL RE LLC										(3,429,263)
42390	23-2240321	AmGUARD Insurance Company							*			831,368,967
13795	27-2949746	AttPro PRG Reciprocal Risk Retention Group										
16495	83-1551360	AzGUARD Insurance Company							*			20,053,153
00000	36-4671511	BDT 1-A Plum Corp.	(11,400,000)								(11,400,000)	91,221,171
13070	26-1599479	Berkshire Hathaway Assurance Corporation										475,000
10391	51-0400307	Berkshire Hathaway Direct Insurance Company										525,522,098
00000	AA-1780051	Berkshire Hathaway European Ins Designated Activity Company		110,384,952							110,384,952	1,406,922,047
20044	47-0529945	Berkshire Hathaway Homestate Insurance Company	(240,000,000)								(240,000,000)	(229,481,349)
00000	47-0813844	Berkshire Hathaway Inc.	4,420,897,411		8,422,679,184					(5,723,939,193)	7,119,637,402	
00000	98-0413928	Berkshire Hathaway International Insurance Limited										1,962,847,190
62345	47-0766667	Berkshire Hathaway Life Insurance Company of Nebraska	(925,000,000)	(125,000,000)							(1,050,000,000)	7,805,971,925
22276	63-0202590	Berkshire Hathaway Specialty Insurance Company		(550,000,000)							(550,000,000)	3,614,071,580
00000	47-0807566	BH Columbia Inc.	5,303,041,782								5,303,041,782	
00000	47-0829238	BH Finance LLC	(10,750,000,000)								(10,750,000,000)	
14939	90-0914085	BHG Life Insurance Company		125,000,000							125,000,000	(9,674,007,401)
11014	39-1981312	BHHC Special Risks Insurance Company										1,404,706
00000	37-1838540	BIFCO, LLC		1,000,000							1,000,000	
00000	52-2060649	British Insurance Company of Cayman										(7,910)
00000	27-1754839	Burlington Northern Santa Fe, LLC	(5,000,000,000)								(5,000,000,000)	
00000	98-0373231	Burlington Northern Santa Fe Insurance Company, Ltd.										4,207,690
00000	00-0000000	Calpe Insurance Company Limited										118,966,232
10472	39-0971527	Capitol Indemnity Corporation							*			62,842,858
10328	39-0988659	Capitol Specialty Insurance Corporation							*			275,682,352
34274	47-0591908	Central States Indemnity Co. of Omaha										2,613,429
27812	47-0530077	Columbia Insurance Company	5,988,315,559	(1,000,000)	2,709,251,902						8,696,567,461	(3,373,860,141)
35939	84-0769120	Continental Divide Insurance Company										125,942,105
13027	26-1168626	Covington Specialty Insurance Company										301,625,066
82880	86-0287520	CSI Life Insurance Company										6,364,376
10855	95-6042929	Cypress Insurance Company	9,512,616								9,512,616	103,570,709
00000	43-2094256	Douglas Building, LLC	(1,016,532)								(1,016,532)	
14702	01-0125870	EastGUARD Insurance Company							*			210,675,545
00000	00-0000000	El Sol Del Paraguay Compania De Seguros Y Reaseguros										1,609,721
35157	13-3333610	Fair American Insurance and Reinsurance Company										152,950,403
15201	46-1213970	Fair American Select Insurance Company										50,001,827

ANNUAL STATEMENT FOR THE YEAR 2022 OF THE General Re Life Corporation

SCHEDULE Y

PART 2 - SUMMARY OF INSURER'S TRANSACTIONS WITH ANY AFFILIATES

1	2	3	4	5	6	7	8	9	10	11	12	13
NAIC Company Code	ID Number	Names of Insurers and Parent, Subsidiaries or Affiliates	Shareholder Dividends	Capital Contributions	Purchases, Sales or Exchanges of Loans, Securities, Real Estate, Mortgage Loans or Other Investments	Income/ (Disbursements) Incurred in Connection with Guarantees or Undertakings for the Benefit of any Affiliate(s)	Management Agreements and Service Contracts	Income/ (Disbursements) Incurred Under Reinsurance Agreements	*	Any Other Material Activity Not in the Ordinary Course of the Insurer's Business	Totals	Reinsurance Recoverable/ (Payable) on Losses and/or Reserve Credit Taken/(Liability)
00000	06-1026471	Faraday Underwriting Limited										8,670,674
39136	06-1325038	Finial Reinsurance Company										(114,676,910)
11591	91-1933661	First Berkshire Hathaway Life Insurance Company										396,934,049
14138	45-2524450	GEICO Advantage Insurance Company										760,311,016
41491	52-1264413	GEICO Casualty Company										3,257,879,959
14139	45-2524467	GEICO Choice Insurance Company										418,581,309
00000	52-1135801	GEICO Corporation	3,250,000,000	(3,250,000,000)								
29181	74-6061214	GEICO County Mutual Insurance Company										1,914,050,881
35882	75-1588101	GEICO General Insurance Company										10,479,501,319
22055	52-0794134	GEICO Indemnity Company	(967,311,111)							(967,311,111)		3,278,053,286
00000	52-1168724	GEICO Insurance Agency, LLC	(275,000,000)							(275,000,000)		
37923	52-1658500	GEICO Marine Insurance Company										251,269,703
14137	45-2524492	GEICO Secure Insurance Company		3,250,000,000							3,250,000,000	1,176,392,022
27863	75-6021171	GEICO Texas County Mutual Insurance Company										405,159,277
00000	06-1026471	General Re Corporation	125,000,000								125,000,000	
86258	13-2572994	General Re Life Corporation										1,650,580,349
00000	AA-1990120	General Reinsurance Africa LTD										224,896,540
00000	AA-1340145	General Reinsurance AG										4,152,359,571
00000	AA-1930285	General Reinsurance Australia Ltd	(22,408,450)							(22,408,450)		122,068,000
00000	AA-1930033	General Reinsurance Life Australia Ltd										652,975,701
22039	13-2673100	General Reinsurance Corporation	(86,491,550)							(86,491,550)		4,786,955,000
37362	06-0876629	General Star Indemnity Company										785,670,000
11967	13-1958482	General Star National Insurance Company	(16,100,000)							(16,100,000)		79,641,000
38962	06-1024360	Genesis Insurance Company										129,430,403
22063	53-0075853	Government Employees Insurance Company	(2,975,000,000)		4,328,030,485						1,353,030,485	373,724,723
00000	06-1293360	Hawthorn Life International, Ltd.	(127,500,000)							(127,500,000)		
97764	06-1053475	Idealife Insurance Company										23,984,235
00000	AA-1120840	Kyoei Fire & Marine Insurance Co. Limited										72,305
33138	73-0994137	Landmark American Insurance Company										2,010,550,856
00000	35-1680543	Medical Protective Finance Corporation										
13589	26-4202047	MedPro RRG Risk Retention Group										949,295,995
34231	14-1584861	MLMIC Insurance Company										2,845,007,223
26522	23-1575334	Mount Vernon Fire Insurance Company										176,353,034
14420	45-5343535	Mount Vernon Specialty Insurance Company										3,641,470
20079	47-6021331	National Fire & Marine Insurance Company	(382,846,947)							(382,846,947)		872,456,104
20087	47-0355979	National Indemnity Company	3,412,847,883	439,615,048	(15,459,961,571)					5,723,939,193	(5,883,559,447)	(51,286,803,561)
20060	41-0971481	National Indemnity Company of Mid-America										
42137	59-2266845	National Indemnity Company of the South										38,405,761
20052	36-2403971	National Liability & Fire Insurance Company	4,756,308								4,756,308	4,963,324
31470	23-2459204	NorGUARD Insurance Company							*			507,783,147
												970,040,280

54.1

ANNUAL STATEMENT FOR THE YEAR 2022 OF THE General Re Life Corporation

SCHEDULE Y

PART 2 - SUMMARY OF INSURER'S TRANSACTIONS WITH ANY AFFILIATES

1	2	3	4	5	6	7	8	9	10	11	12	13
NAIC Company Code	ID Number	Names of Insurers and Parent, Subsidiaries or Affiliates	Shareholder Dividends	Capital Contributions	Purchases, Sales or Exchanges of Loans, Securities, Real Estate, Mortgage Loans or Other Investments	Income/ (Disbursements) Incurred in Connection with Guarantees or Undertakings for the Benefit of any Affiliate(s)	Management Agreements and Service Contracts	Income/ (Disbursements) Incurred Under Reinsurance Agreements	*	Any Other Material Activity Not in the Ordinary Course of the Insurer's Business	Totals	Reinsurance Recoverable/ (Payable) on Losses and/or Reserve Credit Taken/(Liability)
00000	00-0000000	NRG Victory Reinsurance Limited										105,939,569
34630	47-0762702	Oak River Insurance Company										18,685,010
37060	48-0884451	Old United Casualty Company										588,233
18619	56-0997453	Platte River Insurance Company							*			6,191,662
39594	73-1088591	PLICO, Inc.										86,819,050
42226	22-2386692	Princeton Insurance Company										893,713,773
15756	47-2408195	Radnor Specialty Insurance Company										3,884,646
11673	47-0530076	Redwood Fire and Casualty Insurance Company	(137,000,000)								(137,000,000)	(166,382,500)
00000	01-0788257	RSUI Group, Inc.	240,500,000								240,500,000	
22314	16-0366830	RSUI Indemnity Company	(240,500,000)								(240,500,000)	(2,196,972,342)
00000	AA-1121575	Tenecom Limited										320,107,524
00000	AA-1120290	The British Aviation Insurance Company Limited										65,462
00000	47-2406392	The Duracell Company	(281,949,536)								(281,949,536)	
11843	35-0506406	The Medical Protective Company	(290,193,333)								(290,193,333)	1,826,942,956
00000	80-0795986	Transatlantic Holdings, Inc.	150,000,000								150,000,000	
19453	13-5616275	Transatlantic Reinsurance Company	(150,000,000)								(150,000,000)	(1,424,062,381)
00000	AA-1120077	Transfercom Limited										221,746,355
00000	AA-1120159	Transre Europe SA										228,111,551
00000	AA-1370051	Transre London Limited										629,554,626
00000	AA-8230011	TReIMCo Limited										156,571,298
00000	95-4834036	U.S. Investment Corporation	50,018,000								50,018,000	
35416	23-2049904	U.S. Underwriters Insurance Company										40,057,416
25895	23-1383313	United States Liability Insurance Company									(50,018,000)	495,824,703
00000	47-2207326	Vantage Reinsurance, LLC										(588,233)
00000	47-2138469	VT Insurance Acquisition Sub Inc.	(25,154,100)								(25,154,100)	
32280	95-4077789	Wellfleet Insurance Company										317,095,554
20931	13-2668999	Wellfleet New York Insurance Company										164,183,901
11981	06-1678760	WestGUARD Insurance Company							*			104,892,784
		Difference Due to Differences in Reserve Methods										1,464,727,252
9999999	Control Totals								XXX			

54.2

ANNUAL STATEMENT FOR THE YEAR 2022 OF THE General Re Life Corporation

SCHEDULE Y

PART 3 - ULTIMATE CONTROLLING PARTY AND LISTING OF OTHER U.S. INSURANCE GROUPS OR ENTITIES UNDER THAT ULTIMATE CONTROLLING PARTY'S CONTROL

1	2	3	4	5	6	7	8
Insurers in Holding Company	Owners with Greater Than 10% Ownership	Ownership Percentage Column 2 of Column 1	Granted Disclaimer of Control Affiliation of Column 2 Over Column 1 (Yes/No)	Ultimate Controlling Party	U.S. Insurance Groups or Entities Controlled by Column 5	Ownership Percentage (Column 5 of Column 6)	Granted Disclaimer of Control Affiliation of Column 5 Over Column 6 (Yes/No)
AHL Re LLC	Alleghany Insurance Holdings LLC	100.000	NO	Berkshire Hathaway Inc.	Berkshire Hathaway Group	100.000	NO
AmGUARD Insurance Company	WestGUARD Insurance Company	100.000	NO	Berkshire Hathaway Inc.	Berkshire Hathaway Group	100.000	NO
AttPro PRG Reciprocal Risk Retention Group	MedPro Group Inc	100.000	NO	Berkshire Hathaway Inc.	Berkshire Hathaway Group	100.000	NO
AZGUARD Insurance Company	WestGUARD Insurance Company	100.000	NO	Berkshire Hathaway Inc.	Berkshire Hathaway Group	100.000	NO
Berkshire Hathaway Assurance Corporation	Columbia Insurance Company	51.000	NO	Berkshire Hathaway Inc.	Berkshire Hathaway Group	100.000	NO
Berkshire Hathaway Assurance Corporation	National Indemnity Company	49.000	NO	Berkshire Hathaway Inc.	Berkshire Hathaway Group	100.000	NO
Berkshire Hathaway Direct Insurance Company	Columbia Insurance Company	100.000	NO	Berkshire Hathaway Inc.	Berkshire Hathaway Group	100.000	NO
Berkshire Hathaway Homestate Insurance Company	National Indemnity Company	100.000	NO	Berkshire Hathaway Inc.	Berkshire Hathaway Group	100.000	NO
Berkshire Hathaway Life Insurance Company of Nebraska	National Indemnity Company	100.000	NO	Berkshire Hathaway Inc.	Berkshire Hathaway Group	100.000	NO
Berkshire Hathaway Specialty Insurance Company	National Indemnity Company	100.000	NO	Berkshire Hathaway Inc.	Berkshire Hathaway Group	100.000	NO
BHG Life Insurance Company	Nebraska	100.000	NO	Berkshire Hathaway Inc.	Berkshire Hathaway Group	100.000	NO
BHHC Special Risks Insurance Company	National Indemnity Company	100.000	NO	Berkshire Hathaway Inc.	Berkshire Hathaway Group	100.000	NO
Capitol Indemnity Corporation	CapSpecialty, Inc.	100.000	NO	Berkshire Hathaway Inc.	Berkshire Hathaway Group	100.000	NO
Capitol Specialty Insurance Corporation	Capitol Indemnity Corporation	100.000	NO	Berkshire Hathaway Inc.	Berkshire Hathaway Group	100.000	NO
Central States Indemnity Co. of Omaha	Central States of Omaha Companies, Inc.	100.000	NO	Berkshire Hathaway Inc.	Berkshire Hathaway Group	100.000	NO
Columbia Insurance Company	BH Columbia Inc.	100.000	NO	Berkshire Hathaway Inc.	Berkshire Hathaway Group	100.000	NO
Continental Divide Insurance Company	National Indemnity Company	100.000	NO	Berkshire Hathaway Inc.	Berkshire Hathaway Group	100.000	NO
Covington Specialty Insurance Company	RSUI Indemnity Company	100.000	NO	Berkshire Hathaway Inc.	Berkshire Hathaway Group	100.000	NO
CSI Life Insurance Company	Central States Indemnity Co. of Omaha	100.000	NO	Berkshire Hathaway Inc.	Berkshire Hathaway Group	100.000	NO
Cypress Insurance Company	National Indemnity Company	100.000	NO	Berkshire Hathaway Inc.	Berkshire Hathaway Group	100.000	NO
EastGUARD Insurance Company	WestGUARD Insurance Company	100.000	NO	Berkshire Hathaway Inc.	Berkshire Hathaway Group	100.000	NO
Fair American Insurance and Reinsurance Company	Transatlantic Reinsurance Company	100.000	NO	Berkshire Hathaway Inc.	Berkshire Hathaway Group	100.000	NO
Fair American Select Insurance Company	Transatlantic Reinsurance Company	100.000	NO	Berkshire Hathaway Inc.	Berkshire Hathaway Group	100.000	NO
Finial Reinsurance Company	Finial Holdings, Inc.	100.000	NO	Berkshire Hathaway Inc.	Berkshire Hathaway Group	100.000	NO
First Berkshire Hathaway Life Insurance Company	Nebraska	100.000	NO	Berkshire Hathaway Inc.	Berkshire Hathaway Group	100.000	NO
GEICO Advantage Insurance Company	GEICO Corporation	100.000	NO	Berkshire Hathaway Inc.	Berkshire Hathaway Group	100.000	NO
GEICO Casualty Company	GEICO Indemnity Company	100.000	NO	Berkshire Hathaway Inc.	Berkshire Hathaway Group	100.000	NO
GEICO Choice Insurance Company	GEICO Corporation	100.000	NO	Berkshire Hathaway Inc.	Berkshire Hathaway Group	100.000	NO
GEICO County Mutual Insurance Company	Not applicable - Mutual Company		NO	Berkshire Hathaway Inc.	Berkshire Hathaway Group	100.000	NO
GEICO General Insurance Company	Government Employees Insurance Company	100.000	NO	Berkshire Hathaway Inc.	Berkshire Hathaway Group	100.000	NO
GEICO Indemnity Company	GEICO Corporation	100.000	NO	Berkshire Hathaway Inc.	Berkshire Hathaway Group	100.000	NO
GEICO Marine Insurance Company	Boat America Corporation	100.000	NO	Berkshire Hathaway Inc.	Berkshire Hathaway Group	100.000	NO
GEICO Secure Insurance Company	GEICO Corporation	100.000	NO	Berkshire Hathaway Inc.	Berkshire Hathaway Group	100.000	NO
GEICO Texas County Mutual Insurance Company	Not applicable - Mutual Company		NO	Berkshire Hathaway Inc.	Berkshire Hathaway Group	100.000	NO
General Re Life Corporation	General Reinsurance Corporation	100.000	NO	Berkshire Hathaway Inc.	Berkshire Hathaway Group	100.000	NO
General Reinsurance Corporation	General Re Corporation	100.000	NO	Berkshire Hathaway Inc.	Berkshire Hathaway Group	100.000	NO
General Star Indemnity Company	General Reinsurance Corporation	100.000	NO	Berkshire Hathaway Inc.	Berkshire Hathaway Group	100.000	NO
General Star National Insurance Company	General Reinsurance Corporation	100.000	NO	Berkshire Hathaway Inc.	Berkshire Hathaway Group	100.000	NO
Genesis Insurance Company	General Reinsurance Corporation	100.000	NO	Berkshire Hathaway Inc.	Berkshire Hathaway Group	100.000	NO
Government Employees Insurance Company	GEICO Corporation	100.000	NO	Berkshire Hathaway Inc.	Berkshire Hathaway Group	100.000	NO
Idealife Insurance Company	General Re Life Corporation	100.000	NO	Berkshire Hathaway Inc.	Berkshire Hathaway Group	100.000	NO
Landmark American Insurance Company	RSUI Indemnity Company	100.000	NO	Berkshire Hathaway Inc.	Berkshire Hathaway Group	100.000	NO

ANNUAL STATEMENT FOR THE YEAR 2022 OF THE General Re Life Corporation

SCHEDULE Y

PART 3 - ULTIMATE CONTROLLING PARTY AND LISTING OF OTHER U.S. INSURANCE GROUPS OR ENTITIES UNDER THAT ULTIMATE CONTROLLING PARTY'S CONTROL

1 Insurers in Holding Company	2 Owners with Greater Than 10% Ownership	3 Ownership Percentage Column 2 of Column 1	4 Granted Disclaimer of Control/ Affiliation of Column 2 Over Column 1 (Yes/No)	5 Ultimate Controlling Party	6 U.S. Insurance Groups or Entities Controlled by Column 5	7 Ownership Percentage (Column 5 of Column 6)	8 Granted Disclaimer of Control/ Affiliation of Column 5 Over Column 6 (Yes/No)
MedPro RRG Risk Retention Group	MedPro Group Inc	100.000	NO	Berkshire Hathaway Inc.	Berkshire Hathaway Group	100.000	NO
MLMIC Insurance Company	National Indemnity Company	100.000	NO	Berkshire Hathaway Inc.	Berkshire Hathaway Group	100.000	NO
Mount Vernon Fire Insurance Company	United States Liability Insurance Company	100.000	NO	Berkshire Hathaway Inc.	Berkshire Hathaway Group	100.000	NO
Mount Vernon Specialty Insurance Company	United States Liability Insurance Company	100.000	NO	Berkshire Hathaway Inc.	Berkshire Hathaway Group	100.000	NO
National Fire & Marine Insurance Company	Berkshire Hathaway Inc.	100.000	NO	Berkshire Hathaway Inc.	Berkshire Hathaway Group	100.000	NO
National Indemnity Company	Berkshire Hathaway Inc.	100.000	NO	Berkshire Hathaway Inc.	Berkshire Hathaway Group	100.000	NO
National Indemnity Company of Mid-America	National Indemnity Company	100.000	NO	Berkshire Hathaway Inc.	Berkshire Hathaway Group	100.000	NO
National Indemnity Company of the South	National Indemnity Company	100.000	NO	Berkshire Hathaway Inc.	Berkshire Hathaway Group	100.000	NO
National Liability & Fire Insurance Company	Berkshire Hathaway Inc.	100.000	NO	Berkshire Hathaway Inc.	Berkshire Hathaway Group	100.000	NO
NorGUARD Insurance Company	WestGUARD Insurance Company	100.000	NO	Berkshire Hathaway Inc.	Berkshire Hathaway Group	100.000	NO
Oak River Insurance Company	National Indemnity Company	100.000	NO	Berkshire Hathaway Inc.	Berkshire Hathaway Group	100.000	NO
Old United Casualty Company	Van Enterprises, Inc.	100.000	NO	Berkshire Hathaway Inc.	Berkshire Hathaway Group	100.000	NO
Old United Life Insurance Company	Van Enterprises, Inc.	100.000	NO	Berkshire Hathaway Inc.	Berkshire Hathaway Group	100.000	NO
Platte River Insurance Company	Capitol Indemnity Corporation	100.000	NO	Berkshire Hathaway Inc.	Berkshire Hathaway Group	100.000	NO
PLICO, Inc.	MedPro Group Inc	100.000	NO	Berkshire Hathaway Inc.	Berkshire Hathaway Group	100.000	NO
Princeton Insurance Company	MedPro Group Inc	100.000	NO	Berkshire Hathaway Inc.	Berkshire Hathaway Group	100.000	NO
Radnor Specialty Insurance Company	Mount Vernon Specialty Insurance Company	100.000	NO	Berkshire Hathaway Inc.	Berkshire Hathaway Group	100.000	NO
Redwood Fire and Casualty Insurance Company	National Indemnity Company	100.000	NO	Berkshire Hathaway Inc.	Berkshire Hathaway Group	100.000	NO
RSUI Indemnity Company	RSUI Group, Inc.	100.000	NO	Berkshire Hathaway Inc.	Berkshire Hathaway Group	100.000	NO
Santa Fe Pacific Insurance Company	BNSF Railway Company	100.000	NO	Berkshire Hathaway Inc.	Berkshire Hathaway Group	100.000	NO
The Medical Protective Company	MedPro Group Inc	100.000	NO	Berkshire Hathaway Inc.	Berkshire Hathaway Group	100.000	NO
Transatlantic Reinsurance Company	Transatlantic Holdings, Inc.	100.000	NO	Berkshire Hathaway Inc.	Berkshire Hathaway Group	100.000	NO
U.S. Underwriters Insurance Company	Mount Vernon Fire Insurance Company	100.000	NO	Berkshire Hathaway Inc.	Berkshire Hathaway Group	100.000	NO
United States Liability Insurance Company	U.S. Investment Corporation	100.000	NO	Berkshire Hathaway Inc.	Berkshire Hathaway Group	100.000	NO
Wellfleet Insurance Company	MedPro Group Inc	100.000	NO	Berkshire Hathaway Inc.	Berkshire Hathaway Group	100.000	NO
Wellfleet New York Insurance Company	MedPro Group Inc	100.000	NO	Berkshire Hathaway Inc.	Berkshire Hathaway Group	100.000	NO
WestGUARD Insurance Company	National Indemnity Company	100.000	NO	Berkshire Hathaway Inc.	Berkshire Hathaway Group	100.000	NO

SUPPLEMENTAL EXHIBITS AND SCHEDULES INTERROGATORIES

REQUIRED FILINGS

The following supplemental reports are required to be filed as part of your statement filing unless specifically waived by the domiciliary state. However, in the event that your domiciliary state waives the filing requirement, your response of WAIVED to the specific interrogatory will be accepted in lieu of filing a "NONE" report and a bar code will be printed below. If the supplement is required of your company but is not being filed for whatever reason enter SEE EXPLANATION and provide an explanation following the interrogatory questions.

	Responses
MARCH FILING	
1. Will the Supplemental Compensation Exhibit be filed with the state of domicile by March 1?	YES
2. Will the confidential Risk-based Capital Report be filed with the NAIC by March 1?	YES
3. Will the confidential Risk-based Capital Report be filed with the state of domicile, if required, by March 1?	YES
4. Will an actuarial opinion be filed by March 1?	YES
APRIL FILING	
5. Will Management's Discussion and Analysis be filed by April 1?	YES
6. Will the Life, Health & Annuity Guaranty Association Assessable Premium Exhibit - Parts 1 and 2 be filed with the state of domicile and the NAIC by April 1? (Not applicable to fraternal benefit societies)	WAIVED
7. Will the Supplemental Investment Risks Interrogatories be filed by April 1?	YES
JUNE FILING	
8. Will an audited financial report be filed by June 1?	YES
9. Will Accountant's Letter of Qualifications be filed with the state of domicile and electronically with the NAIC by June 1?	YES

SUPPLEMENTAL FILINGS

The following supplemental reports are required to be filed as part of your annual statement filing **if your company is engaged in the type of business covered by the supplement. However, in the event that your company does not transact the type of business for which the special report must be filed, your response of NO to the specific interrogatory will be accepted in lieu of filing a "NONE" report and a bar code will be printed below.** If the supplement is required of your company but is not being filed for whatever reason enter SEE EXPLANATION and provide an explanation following the interrogatory questions.

MARCH FILING

10. Will Schedule SIS (Stockholder Information Supplement) be filed with the state of domicile by March 1? (Not applicable to fraternal benefit societies) ..	NO
11. Will the Medicare Supplement Insurance Experience Exhibit be filed with the state of domicile and the NAIC by March 1?	NO
12. Will the Trusteed Surplus Statement be filed with the state of domicile and the NAIC by March 1?	NO
13. Will the actuarial opinion on participating and non-participating policies as required in Interrogatories 1 and 2 to Exhibit 5 be filed with the state of domicile and electronically with the NAIC by March 1?	NO
14. Will the actuarial opinion on non-guaranteed elements as required in interrogatory #3 to Exhibit 5 be filed with the state of domicile and electronically with the NAIC by March 1?	NO
15. Will the actuarial opinion on X-Factors be filed with the state of domicile and electronically with the NAIC by March 1?	YES
16. Will the actuarial opinion on Separate Accounts Funding Guaranteed Minimum Benefit be filed with the state of domicile and electronically with the NAIC by March 1?	NO
17. Will the actuarial opinion on Synthetic Guaranteed Investment Contracts be filed with the state of domicile and electronically with the NAIC by March 1?	NO
18. Will the Reasonableness of Assumptions Certification required by Actuarial Guideline XXXV be filed with the state of domicile and electronically with the NAIC by March 1?	NO
19. Will the Reasonableness and Consistency of Assumptions Certification required by Actuarial Guideline XXXV be filed with the state of domicile and electronically with the NAIC by March 1?	NO
20. Will the Reasonableness of Assumptions Certification for Implied Guaranteed Rate Method required by Actuarial Guideline XXXVI be filed with the state of domicile and electronically with the NAIC by March 1?	NO
21. Will the Reasonableness and Consistency of Assumptions Certification required by Actuarial Guideline XXXVI (Updated Average Market Value) be filed with the state of domicile and electronically with the NAIC by March 1?	NO
22. Will the Reasonableness and Consistency of Assumptions Certification required by Actuarial Guideline XXXVI (Updated Market Value) be filed with the state of domicile and electronically with the NAIC by March 1?	NO
23. Will the C-3 RBC Certifications required under C-3 Phase I be filed with the state of domicile and electronically with the NAIC by March 1?	NO
24. Will the C-3 RBC Certifications required under C-3 Phase II be filed with the state of domicile and electronically with the NAIC by March 1?	NO
25. Will the Actuarial Certifications Related to Annuity Nonforfeiture Ongoing Compliance for Equity Indexed Annuities be filed with the state of domicile and electronically with the NAIC by March 1?	NO

SUPPLEMENTAL EXHIBITS AND SCHEDULES INTERROGATORIES

- 26. Will the actuarial opinion required by the Modified Guaranteed Annuity Model Regulation be filed with the state of domicile and electronically with the NAIC by March 1? NO
- 27. Will the Actuarial Certification regarding the use of 2001 Preferred Class Tables required by the Model Regulation Permitting the Recognition of Preferred Mortality Tables for Use in Determining Minimum Reserve Liabilities be filed with the state of domicile and electronically with the NAIC by March 1? NO
- 28. Will the Worker's Compensation Carve-Out Supplement be filed by March 1? (Not applicable to fraternal benefit societies) YES
- 29. Will Supplemental Schedule O be filed with the state of domicile and the NAIC by March 1? YES
- 30. Will the Medicare Part D Coverage Supplement be filed with the state of domicile and the NAIC by March 1? NO
- 31. Will an approval from the reporting entity's state of domicile for relief related to the five-year rotation requirement for lead audit partner be filed electronically with the NAIC by March 1? NO
- 32. Will an approval from the reporting entity's state of domicile for relief related to the one-year cooling off period for independent CPA be filed electronically with the NAIC by March 1? NO
- 33. Will an approval from the reporting entity's state of domicile for relief related to the Requirements for Audit Committees be filed electronically with the NAIC by March 1? NO
- 34. Will the VM-20 Reserves Supplement be filed with the state of domicile and the NAIC by March 1? YES
- 35. Will the Health Care Receivables Supplement be filed with the state of domicile and the NAIC by March 1? NO

APRIL FILING

- 36. Will the confidential Regulatory Asset Adequacy Issues Summary (RAAIS) required by the Valuation Manual be filed with the state of domicile by April 1? YES
- 37. Will the Long-Term Care Experience Reporting Forms be filed with the state of domicile and the NAIC by April 1? NO
- 38. Will the Credit Insurance Experience Exhibit be filed with the state of domicile and the NAIC by April 1? (Not applicable to fraternal benefit societies) .. NO
- 39. Will the Accident and Health Policy Experience Exhibit be filed by April 1? YES
- 40. Will the Supplemental Health Care Exhibit (Parts 1, 2 and 3) be filed with the state of domicile and the NAIC by April 1? NO
- 41. Will the regulator only (non-public) Supplemental Health Care Exhibit's Expense Allocation Report be filed with the state of domicile and the NAIC by April 1? NO
- 42. Will the confidential Actuarial Memorandum required by Actuarial Guideline XXXVIII 8D be filed with the state of domicile by April 30? NO
- 43. Will the Supplemental Term and Universal Life Insurance Reinsurance Exhibit be filed with the state of domicile and the NAIC by April 1? NO
- 44. Will the Variable Annuities Supplement be filed with the state of domicile and the NAIC by April 1? NO
- 45. Will the confidential Executive Summary of the PBR Actuarial Report be filed with the state of domicile by April 1? YES
- 46. Will the confidential Life Summary of the PBR Actuarial Report be filed with the state of domicile by April 1? YES
- 47. Will the confidential Variable Annuities Summary of the PBR Actuarial Report be filed with the state of domicile by April 1? NO

AUGUST FILING


- 48. Will Management's Report of Internal Control Over Financial Reporting be filed with the state of domicile by August 1? YES

Explanations:























- 10.
- 11.
- 12.
- 13.
- 14.
- 16.
- 17.
- 18.
- 19.
- 20.
- 21.
- 22.
- 23.
- 24.
- 25.
- 26.
- 27.
- 30.
- 31.
- 32.
- 33.
- 35.
- 37.
- 38.
- 40.
- 41.
- 42.
- 43.
- 44.
- 47.

Bar Codes:

- 6. Life, Health & Annuity Assessable Premium Exhibit - Parts 1 and 2 [Document Identifier 290]
- 10. SIS Stockholder Information Supplement [Document Identifier 420]
- 11. Medicare Supplement Insurance Experience Exhibit [Document Identifier 360]
- 12. Trusteed Surplus Statement [Document Identifier 490]
- 13. Participating Opinion for Exhibit 5 [Document Identifier 371]
- 14. Non-Guaranteed Opinion for Exhibit 5 [Document Identifier 370]
- 16. Actuarial Opinion on Separate Accounts Funding Guaranteed Minimum Benefit [Document Identifier 443]
- 17. Actuarial Opinion on Synthetic Guaranteed Investment Contracts [Document Identifier 444]
- 18. Reasonableness of Assumptions Certification required by Actuarial Guideline XXXV [Document Identifier 445]



SUPPLEMENTAL EXHIBITS AND SCHEDULES INTERROGATORIES

19.	Reasonableness and Consistency of Assumptions Certification required by Actuarial Guideline XXXV [Document Identifier 446]	 8 6 2 5 8 2 0 2 2 4 4 6 0 0 0 0 0
20.	Reasonableness of Assumptions Certification for Implied Guaranteed Rate Method required by Actuarial Guideline XXXVI [Document Identifier 447]	 8 6 2 5 8 2 0 2 2 4 4 7 0 0 0 0 0
21.	Reasonableness and Consistency of Assumptions Certification required by Actuarial Guideline XXXVI [Document Identifier 448]	 8 6 2 5 8 2 0 2 2 4 4 8 0 0 0 0 0
22.	Reasonableness and Consistency of Assumptions Certification required by Actuarial Guideline XXXVI (Updated Market Value) [Document Identifier 449]	 8 6 2 5 8 2 0 2 2 4 4 9 0 0 0 0 0
23.	C-3 RBC Certifications Required Under C-3 Phase I [Document Identifier 450]	 8 6 2 5 8 2 0 2 2 4 5 0 0 0 0 0 0
24.	C-3 RBC Certifications Required Under C-3 Phase II [Document Identifier 451]	 8 6 2 5 8 2 0 2 2 4 5 1 0 0 0 0 0
25.	Actuarial Certifications Related to Annuity Nonforfeiture Ongoing Compliance for Equity Indexed Annuities [Document Identifier 452]	 8 6 2 5 8 2 0 2 2 4 5 2 0 0 0 0 0
26.	Modified Guaranteed Annuity Model Regulation [Document Identifier 453]	 8 6 2 5 8 2 0 2 2 4 5 3 0 0 0 0 0
27.	Actuarial Certification regarding the use of 2001 Preferred Class Tables required by the Model Regulation Permitting the Recognition of Preferred Mortality Tables for Use in Determining Minimum Reserve Liabilities [Document Identifier 454]	 8 6 2 5 8 2 0 2 2 4 5 4 0 0 0 0 0
30.	Medicare Part D Coverage Supplement [Document Identifier 365]	 8 6 2 5 8 2 0 2 2 3 6 5 0 0 0 0 0
31.	Relief from the five-year rotation requirement for lead audit partner [Document Identifier 224]	 8 6 2 5 8 2 0 2 2 2 2 4 0 0 0 0 0
32.	Relief from the one-year cooling off period for independent CPA [Document Identifier 225]	 8 6 2 5 8 2 0 2 2 2 2 5 0 0 0 0 0
33.	Relief from the Requirements for Audit Committees [Document Identifier 226]	 8 6 2 5 8 2 0 2 2 2 2 6 0 0 0 0 0
35.	Health Care Receivables Supplement [Document Identifier 470]	 8 6 2 5 8 2 0 2 2 4 7 0 0 0 0 0 0
37.	Long-Term Care Experience Reporting Forms [Document Identifier 306]	 8 6 2 5 8 2 0 2 2 3 0 6 0 0 0 0 0
38.	Credit Insurance Experience Exhibit [Document Identifier 230]	 8 6 2 5 8 2 0 2 2 2 3 0 0 0 0 0 0
40.	Supplemental Health Care Exhibit (Parts 1, 2 and 3) [Document Identifier 216]	 8 6 2 5 8 2 0 2 2 2 2 1 6 0 0 0 0 0
41.	Supplemental Health Care Exhibit's Expense Allocation Report [Document Identifier 217]	 8 6 2 5 8 2 0 2 2 2 2 1 7 0 0 0 0 0
42.	Actuarial Memorandum Required by Actuarial Guideline XXXVIII 8D [Document Identifier 435]	 8 6 2 5 8 2 0 2 2 2 4 3 5 0 0 0 0 0
43.	Supplemental Term and Universal Life Insurance Reinsurance Exhibit [Document Identifier 345]	 8 6 2 5 8 2 0 2 2 2 3 4 5 0 0 0 0 0
44.	Variable Annuities Supplement [Document Identifier 286]	 8 6 2 5 8 2 0 2 2 2 2 8 6 0 0 0 0 0
47.	Variable Annuities Summary of the PBR Actuarial Report [Document Identifier 459]	 8 6 2 5 8 2 0 2 2 2 4 5 9 0 0 0 0 0

NONE

ANNUAL STATEMENT FOR THE YEAR 2022 OF THE General Re Life Corporation

SUMMARY INVESTMENT SCHEDULE

Investment Categories	Gross Investment Holdings		Admitted Assets as Reported in the Annual Statement			
	1 Amount	2 Percentage of Column 1 Line 13	3 Amount	4 Securities Lending Reinvested Collateral Amount	5 Total (Col. 3 + 4) Amount	6 Percentage of Column 5 Line 13
1. Long-Term Bonds (Schedule D, Part 1):						
1.01 U.S. governments	326,530,260	7.241	326,530,259		326,530,259	7.241
1.02 All other governments	132,576,775	2.940	132,576,776		132,576,776	2.940
1.03 U.S. states, territories and possessions, etc. guaranteed		0.000				0.000
1.04 U.S. political subdivisions of states, territories, and possessions, guaranteed		0.000				0.000
1.05 U.S. special revenue and special assessment obligations, etc. non-guaranteed	3,194	0.000	3,193		3,193	0.000
1.06 Industrial and miscellaneous	36,238,406	0.804	36,238,406		36,238,406	0.804
1.07 Hybrid securities		0.000				0.000
1.08 Parent, subsidiaries and affiliates		0.000				0.000
1.09 SVO identified funds		0.000				0.000
1.10 Unaffiliated bank loans		0.000				0.000
1.11 Unaffiliated certificates of deposit		0.000				0.000
1.12 Total long-term bonds	495,348,635	10.985	495,348,634		495,348,634	10.985
2. Preferred stocks (Schedule D, Part 2, Section 1):						
2.01 Industrial and miscellaneous (Unaffiliated)		0.000				0.000
2.02 Parent, subsidiaries and affiliates		0.000				0.000
2.03 Total preferred stocks		0.000				0.000
3. Common stocks (Schedule D, Part 2, Section 2):						
3.01 Industrial and miscellaneous Publicly traded (Unaffiliated)		0.000				0.000
3.02 Industrial and miscellaneous Other (Unaffiliated)		0.000				0.000
3.03 Parent, subsidiaries and affiliates Publicly traded		0.000				0.000
3.04 Parent, subsidiaries and affiliates Other	18,880,908	0.419	18,880,908		18,880,908	0.419
3.05 Mutual funds		0.000				0.000
3.06 Unit investment trusts		0.000				0.000
3.07 Closed-end funds		0.000				0.000
3.08 Exchange traded funds		0.000				0.000
3.09 Total common stocks	18,880,908	0.419	18,880,908		18,880,908	0.419
4. Mortgage loans (Schedule B):						
4.01 Farm mortgages		0.000				0.000
4.02 Residential mortgages		0.000				0.000
4.03 Commercial mortgages		0.000				0.000
4.04 Mezzanine real estate loans		0.000				0.000
4.05 Total valuation allowance		0.000				0.000
4.06 Total mortgage loans		0.000				0.000
5. Real estate (Schedule A):						
5.01 Properties occupied by company		0.000				0.000
5.02 Properties held for production of income		0.000				0.000
5.03 Properties held for sale		0.000				0.000
5.04 Total real estate		0.000				0.000
6. Cash, cash equivalents and short-term investments:						
6.01 Cash (Schedule E, Part 1)	64,378,988	1.428	64,378,988		64,378,988	1.428
6.02 Cash equivalents (Schedule E, Part 2)	135,791,652	3.011	135,791,651		135,791,651	3.011
6.03 Short-term investments (Schedule DA)	3,055,610,033	67.761	3,055,610,036		3,055,610,036	67.761
6.04 Total cash, cash equivalents and short-term investments	3,255,780,673	72.200	3,255,780,675		3,255,780,675	72.200
7. Contract loans	83,987	0.002	83,987		83,987	0.002
8. Derivatives (Schedule DB)		0.000				0.000
9. Other invested assets (Schedule BA)	739,312,732	16.395	739,312,732		739,312,732	16.395
10. Receivables for securities		0.000				0.000
11. Securities Lending (Schedule DL, Part 1).....		0.000		XXX	XXX	XXX
12. Other invested assets (Page 2, Line 11)		0.000				0.000
13. Total invested assets	4,509,406,935	100.000	4,509,406,936		4,509,406,936	100.000

Schedule A - Verification - Real Estate

N O N E

Schedule B - Verification - Mortgage Loans

N O N E

ANNUAL STATEMENT FOR THE YEAR 2022 OF THE General Re Life Corporation
SCHEDULE BA - VERIFICATION BETWEEN YEARS
 Other Long-Term Invested Assets

1.	Book/adjusted carrying value, December 31 of prior year	747,287,776
2.	Cost of acquired:	
	2.1 Actual cost at time of acquisition (Part 2, Column 8)	
	2.2 Additional investment made after acquisition (Part 2, Column 9)	
3.	Capitalized deferred interest and other:	
	3.1 Totals, Part 1, Column 16	
	3.2 Totals, Part 3, Column 12	
4.	Accrual of discount	
5.	Unrealized valuation increase (decrease):	
	5.1 Totals, Part 1, Column 13	
	5.2 Totals, Part 3, Column 9	
6.	Total gain (loss) on disposals, Part 3, Column 19	
7.	Deduct amounts received on disposals, Part 3, Column 16	
8.	Deduct amortization of premium and depreciation	4,888,816
9.	Total foreign exchange change in book/adjusted carrying value:	
	9.1 Totals, Part 1, Column 17	(3,086,228)
	9.2 Totals, Part 3, Column 14	(3,086,228)
10.	Deduct current year's other than temporary impairment recognized:	
	10.1 Totals, Part 1, Column 15	
	10.2 Totals, Part 3, Column 11	
11.	Book/adjusted carrying value at end of current period (Lines 1+2+3+4+5+6-7-8+9-10)	739,312,732
12.	Deduct total nonadmitted amounts	
13.	Statement value at end of current period (Line 11 minus Line 12)	739,312,732

SCHEDULE D - VERIFICATION BETWEEN YEARS
 Bonds and Stocks

1.	Book/adjusted carrying value, December 31 of prior year	366,751,860
2.	Cost of bonds and stocks acquired, Part 3, Column 7	392,565,274
3.	Accrual of discount	528,995
4.	Unrealized valuation increase (decrease):	
	4.1. Part 1, Column 12	
	4.2. Part 2, Section 1, Column 15	
	4.3. Part 2, Section 2, Column 13	52,994
	4.4. Part 4, Column 11	(17,064,150)
5.	Total gain (loss) on disposals, Part 4, Column 19	607,267
6.	Deduction consideration for bonds and stocks disposed of, Part 4, Column 7	222,429,381
7.	Deduct amortization of premium	3,540,493
8.	Total foreign exchange change in book/adjusted carrying value:	
	8.1. Part 1, Column 15	(3,242,826)
	8.2. Part 2, Section 1, Column 19	
	8.3. Part 2, Section 2, Column 16	
	8.4. Part 4, Column 15	(3,242,826)
9.	Deduct current year's other than temporary impairment recognized:	
	9.1. Part 1, Column 14	
	9.2. Part 2, Section 1, Column 17	
	9.3. Part 2, Section 2, Column 14	
	9.4. Part 4, Column 13	
10.	Total investment income recognized as a result of prepayment penalties and/or acceleration fees, Note 5Q, Line 2	
11.	Book/adjusted carrying value at end of current period (Lines 1+2+3+4+5-6-7+8-9+10)	514,229,540
12.	Deduct total nonadmitted amounts	
13.	Statement value at end of current period (Line 11 minus Line 12)	514,229,540

ANNUAL STATEMENT FOR THE YEAR 2022 OF THE General Re Life Corporation

SCHEDULE D - SUMMARY BY COUNTRY

Long-Term Bonds and Stocks OWNED December 31 of Current Year

Description		1 Book/Adjusted Carrying Value	2 Fair Value	3 Actual Cost	4 Par Value of Bonds
BONDS					
Governments (Including all obligations guaranteed by governments)	1. United States	326,530,260	315,177,752	326,509,715	326,716,000
	2. Canada				
	3. Other Countries	132,576,776	131,478,852	141,831,449	133,240,455
	4. Totals	459,107,036	446,656,604	468,341,164	459,956,455
U.S. States, Territories and Possessions (Direct and guaranteed)	5. Totals				
U.S. Political Subdivisions of States, Territories and Possessions (Direct and guaranteed)	6. Totals				
U.S. Special Revenue and Special Assessment Obligations and all Non- Guaranteed Obligations of Agencies and Authorities of Governments and their Political Subdivisions	7. Totals	3,194	3,135	3,198	3,138
Industrial and Miscellaneous, SVO Identified Funds, Unaffiliated Bank Loans, Unaffiliated Certificates of Deposit and Hybrid Securities (unaffiliated)	8. United States	23,877,680	24,283,671	24,686,921	23,205,001
	9. Canada				
	10. Other Countries	12,360,726	15,289,895	10,611,360	14,500,000
	11. Totals	36,238,406	39,573,566	35,298,281	37,705,001
Parent, Subsidiaries and Affiliates	12. Totals				
	13. Total Bonds	495,348,636	486,233,305	503,642,643	497,664,594
PREFERRED STOCKS					
Industrial and Miscellaneous (unaffiliated)	14. United States				
	15. Canada				
	16. Other Countries				
	17. Totals				
Parent, Subsidiaries and Affiliates	18. Totals				
	19. Total Preferred Stocks				
COMMON STOCKS					
Industrial and Miscellaneous (unaffiliated), Mutual Funds, Unit Investment Trusts, Closed-End Funds and Exchange Traded Funds	20. United States				
	21. Canada				
	22. Other Countries				
	23. Totals				
Parent, Subsidiaries and Affiliates	24. Totals	18,880,908	18,880,908	7,400,000	
	25. Total Common Stocks	18,880,908	18,880,908	7,400,000	
	26. Total Stocks	18,880,908	18,880,908	7,400,000	
	27. Total Bonds and Stocks	514,229,544	505,114,213	511,042,643	

ANNUAL STATEMENT FOR THE YEAR 2022 OF THE General Re Life Corporation

SCHEDULE D - PART 1A - SECTION 1

Quality and Maturity Distribution of All Bonds Owned December 31, at Book/Adjusted Carrying Values by Major Types of Issues and NAIC Designations

NAIC Designation	1 1 Year or Less	2 Over 1 Year Through 5 Years	3 Over 5 Years Through 10 Years	4 Over 10 Years Through 20 Years	5 Over 20 Years	6 No Maturity Date	7 Total Current Year	8 Col. 7 as a % of Line 12.7	9 Total from Col. 7 Prior Year	10 % From Col. 8 Prior Year	11 Total Publicly Traded	12 Total Privately Placed (a)
1. U.S. Governments												
1.1 NAIC 1	2,994,230,129	320,424,895				XXX	3,314,655,024	90.6	2,991,522,422	92.2	3,314,655,024	
1.2 NAIC 2						XXX						
1.3 NAIC 3						XXX						
1.4 NAIC 4						XXX						
1.5 NAIC 5						XXX						
1.6 NAIC 6						XXX						
1.7 Totals	2,994,230,129	320,424,895				XXX	3,314,655,024	90.6	2,991,522,422	92.2	3,314,655,024	
2. All Other Governments												
2.1 NAIC 1	231,671,942	76,711,079				XXX	308,383,021	8.4	215,258,595	6.6	308,383,021	
2.2 NAIC 2						XXX						
2.3 NAIC 3						XXX						
2.4 NAIC 4						XXX						
2.5 NAIC 5						XXX						
2.6 NAIC 6						XXX						
2.7 Totals	231,671,942	76,711,079				XXX	308,383,021	8.4	215,258,595	6.6	308,383,021	
3. U.S. States, Territories and Possessions etc., Guaranteed												
3.1 NAIC 1						XXX						
3.2 NAIC 2						XXX						
3.3 NAIC 3						XXX						
3.4 NAIC 4						XXX						
3.5 NAIC 5						XXX						
3.6 NAIC 6						XXX						
3.7 Totals						XXX						
4. U.S. Political Subdivisions of States, Territories and Possessions, Guaranteed												
4.1 NAIC 1						XXX						
4.2 NAIC 2						XXX						
4.3 NAIC 3						XXX						
4.4 NAIC 4						XXX						
4.5 NAIC 5						XXX						
4.6 NAIC 6						XXX						
4.7 Totals						XXX						
5. U.S. Special Revenue & Special Assessment Obligations, etc., Non-Guaranteed												
5.1 NAIC 1	3,027	166				XXX	3,193	0.0	10,229	0.0	3,193	
5.2 NAIC 2						XXX						
5.3 NAIC 3						XXX						
5.4 NAIC 4						XXX						
5.5 NAIC 5						XXX						
5.6 NAIC 6						XXX						
5.7 Totals	3,027	166				XXX	3,193	0.0	10,229	0.0	3,193	

S105

ANNUAL STATEMENT FOR THE YEAR 2022 OF THE General Re Life Corporation

SCHEDULE D - PART 1A - SECTION 1 (Continued)

Quality and Maturity Distribution of All Bonds Owned December 31, at Book/Adjusted Carrying Values by Major Types of Issues and NAIC Designations

NAIC Designation	1 1 Year or Less	2 Over 1 Year Through 5 Years	3 Over 5 Years Through 10 Years	4 Over 10 Years Through 20 Years	5 Over 20 Years	6 No Maturity Date	7 Total Current Year	8 Col. 7 as a % of Line 12.7	9 Total from Col. 7 Prior Year	10 % From Col. 8 Prior Year	11 Total Publicly Traded	12 Total Privately Placed (a)
6. Industrial & Miscellaneous (Unaffiliated)												
6.1 NAIC 1	4,089,013			1		XXX	4,089,014	0.1	4,085,908	0.1	4,089,014	
6.2 NAIC 2	16,200,000		10,360,726			XXX	26,560,726	0.7	26,320,762	0.8	16,200,000	10,360,726
6.3 NAIC 3		5,588,666				XXX	5,588,666	0.2	5,754,517	0.2	5,588,666	
6.4 NAIC 4						XXX						
6.5 NAIC 5						XXX						
6.6 NAIC 6						XXX						
6.7 Totals	20,289,013	5,588,666	10,360,726	1		XXX	36,238,406	1.0	36,161,187	1.1	25,877,680	10,360,726
7. Hybrid Securities												
7.1 NAIC 1						XXX						
7.2 NAIC 2						XXX						
7.3 NAIC 3						XXX						
7.4 NAIC 4						XXX						
7.5 NAIC 5						XXX						
7.6 NAIC 6						XXX						
7.7 Totals						XXX						
8. Parent, Subsidiaries and Affiliates												
8.1 NAIC 1						XXX						
8.2 NAIC 2						XXX						
8.3 NAIC 3						XXX						
8.4 NAIC 4						XXX						
8.5 NAIC 5						XXX						
8.6 NAIC 6						XXX						
8.7 Totals						XXX						
9. SVO Identified Funds												
9.1 NAIC 1	XXX	XXX	XXX	XXX	XXX							
9.2 NAIC 2	XXX	XXX	XXX	XXX	XXX							
9.3 NAIC 3	XXX	XXX	XXX	XXX	XXX							
9.4 NAIC 4	XXX	XXX	XXX	XXX	XXX							
9.5 NAIC 5	XXX	XXX	XXX	XXX	XXX							
9.6 NAIC 6	XXX	XXX	XXX	XXX	XXX							
9.7 Totals	XXX	XXX	XXX	XXX	XXX							
10. Unaffiliated Bank Loans												
10.1 NAIC 1						XXX						
10.2 NAIC 2						XXX						
10.3 NAIC 3						XXX						
10.4 NAIC 4						XXX						
10.5 NAIC 5						XXX						
10.6 NAIC 6						XXX						
10.7 Totals						XXX						
11. Unaffiliated Certificates of Deposit												
11.1 NAIC 1						XXX			XXX	XXX		
11.2 NAIC 2						XXX			XXX	XXX		
11.3 NAIC 3						XXX			XXX	XXX		
11.4 NAIC 4						XXX			XXX	XXX		
11.5 NAIC 5						XXX			XXX	XXX		
11.6 NAIC 6						XXX			XXX	XXX		
11.7 Totals						XXX			XXX	XXX		

9015

ANNUAL STATEMENT FOR THE YEAR 2022 OF THE General Re Life Corporation

SCHEDULE D - PART 1A - SECTION 1 (Continued)

Quality and Maturity Distribution of All Bonds Owned December 31, at Book/Adjusted Carrying Values by Major Types of Issues and NAIC Designations

NAIC Designation	1 1 Year or Less	2 Over 1 Year Through 5 Years	3 Over 5 Years Through 10 Years	4 Over 10 Years Through 20 Years	5 Over 20 Years	6 No Maturity Date	7 Total Current Year	8 Col. 7 as a % of Line 12.7	9 Total from Col. 7 Prior Year	10 % From Col. 8 Prior Year	11 Total Publicly Traded	12 Total Privately Placed (a)
12. Total Bonds Current Year												
12.1 NAIC 1	(d) 3,229,994,111	397,136,140		1			3,627,130,252	99.1	XXX	XXX	3,627,130,252	
12.2 NAIC 2	(d) 16,200,000		10,360,726				26,560,726	0.7	XXX	XXX	16,200,000	10,360,726
12.3 NAIC 3	(d)	5,588,666					5,588,666	0.2	XXX	XXX	5,588,666	
12.4 NAIC 4	(d)								XXX	XXX		
12.5 NAIC 5	(d)								XXX	XXX		
12.6 NAIC 6	(d)						(c)		XXX	XXX		
12.7 Totals	3,246,194,111	402,724,806	10,360,726	1			(b) 3,659,279,644	100.0	XXX	XXX	3,648,918,918	10,360,726
12.8 Line 12.7 as a % of Col. 7	88.7	11.0	0.3	0.0			100.0	XXX	XXX	XXX	99.7	0.3
13. Total Bonds Prior Year												
13.1 NAIC 1	3,133,915,377	76,961,776		1			XXX	XXX	3,210,877,154	99.0	3,210,877,153	1
13.2 NAIC 2		2,000,000	13,120,762	11,200,000			XXX	XXX	26,320,762	0.8	16,200,000	10,120,762
13.3 NAIC 3		5,754,517					XXX	XXX	5,754,517	0.2	5,754,517	
13.4 NAIC 4							XXX	XXX				
13.5 NAIC 5							XXX	XXX	(c)			
13.6 NAIC 6							XXX	XXX	(c)			
13.7 Totals	3,133,915,377	84,716,293	13,120,762	11,200,001			XXX	XXX	(b) 3,242,952,433	100.0	3,232,831,670	10,120,763
13.8 Line 13.7 as a % of Col. 9	96.6	2.6	0.4	0.3			XXX	XXX	100.0	XXX	99.7	0.3
14. Total Publicly Traded Bonds												
14.1 NAIC 1	3,229,994,111	397,136,140		1			3,627,130,252	99.1	3,210,877,153	99.0	3,627,130,252	XXX
14.2 NAIC 2	16,200,000						16,200,000	0.4	16,200,000	0.5	16,200,000	XXX
14.3 NAIC 3		5,588,666					5,588,666	0.2	5,754,517	0.2	5,588,666	XXX
14.4 NAIC 4												XXX
14.5 NAIC 5												XXX
14.6 NAIC 6												XXX
14.7 Totals	3,246,194,111	402,724,806		1			3,648,918,918	99.7	3,232,831,670	99.7	3,648,918,918	XXX
14.8 Line 14.7 as a % of Col. 7	89.0	11.0		0.0			100.0	XXX	XXX	XXX	100.0	XXX
14.9 Line 14.7 as a % of Line 12.7, Col. 7, Section 12	88.7	11.0		0.0			99.7	XXX	XXX	XXX	99.7	XXX
15. Total Privately Placed Bonds												
15.1 NAIC 1									1	0.0	XXX	
15.2 NAIC 2			10,360,726				10,360,726	0.3	10,120,762	0.3	XXX	10,360,726
15.3 NAIC 3											XXX	
15.4 NAIC 4											XXX	
15.5 NAIC 5											XXX	
15.6 NAIC 6											XXX	
15.7 Totals			10,360,726				10,360,726	0.3	10,120,763	0.3	XXX	10,360,726
15.8 Line 15.7 as a % of Col. 7			100.0				100.0	XXX	XXX	XXX	XXX	100.0
15.9 Line 15.7 as a % of Line 12.7, Col. 7, Section 12			0.3				0.3	XXX	XXX	XXX	XXX	0.3

(a) Includes \$ 10,360,726 freely tradable under SEC Rule 144 or qualified for resale under SEC Rule 144A.

(b) Includes \$ 1 current year of bonds with Z designations and \$ 1 prior year of bonds with Z designations. The letter "Z" means the NAIC designation was not assigned by the Securities Valuation Office (SVO) at the date of the statement.

(c) Includes \$ current year, \$ prior year of bonds with 5GI designations and \$ current year, \$ prior year of bonds with 6* designations. "5GI" means the NAIC designation was assigned by the (SVO) in reliance on the insurer's certification that the issuer is current in all principal and interest payments. "6*" means the NAIC designation was assigned by the SVO due to inadequate certification of principal and interest payments.

(d) Includes the following amount of short-term and cash equivalent bonds by NAIC designation: NAIC 1 \$ 3,163,931,011 ; NAIC 2 \$; NAIC 3 \$; NAIC 4 \$; NAIC 5 \$; NAIC 6 \$

ANNUAL STATEMENT FOR THE YEAR 2022 OF THE General Re Life Corporation

SCHEDULE D - PART 1A - SECTION 2

Maturity Distribution of All Bonds Owned December 31, at Book/Adjusted Carrying Values by Major Type and Subtype of Issues

Distribution by Type	1 1 Year or Less	2 Over 1 Year Through 5 Years	3 Over 5 Years Through 10 Years	4 Over 10 Years Through 20 Years	5 Over 20 Years	6 No Maturity Date	7 Total Current Year	8 Col. 7 as a % of Line 12.09	9 Total from Col. 7 Prior Year	10 % From Col. 8 Prior Year	11 Total Publicly Traded	12 Total Privately Placed
1. U.S. Governments												
1.01 Issuer Obligations	2,994,230,129	320,424,895				XXX	3,314,655,024	90.6	2,991,522,422	92.2	3,314,655,024	
1.02 Residential Mortgage-Backed Securities						XXX						
1.03 Commercial Mortgage-Backed Securities						XXX						
1.04 Other Loan-Backed and Structured Securities ...						XXX						
1.05 Totals	2,994,230,129	320,424,895				XXX	3,314,655,024	90.6	2,991,522,422	92.2	3,314,655,024	
2. All Other Governments												
2.01 Issuer Obligations	231,671,942	76,711,079				XXX	308,383,021	8.4	215,258,595	6.6	308,383,021	
2.02 Residential Mortgage-Backed Securities						XXX						
2.03 Commercial Mortgage-Backed Securities						XXX						
2.04 Other Loan-Backed and Structured Securities ...						XXX						
2.05 Totals	231,671,942	76,711,079				XXX	308,383,021	8.4	215,258,595	6.6	308,383,021	
3. U.S. States, Territories and Possessions, Guaranteed												
3.01 Issuer Obligations						XXX						
3.02 Residential Mortgage-Backed Securities						XXX						
3.03 Commercial Mortgage-Backed Securities						XXX						
3.04 Other Loan-Backed and Structured Securities ...						XXX						
3.05 Totals						XXX						
4. U.S. Political Subdivisions of States, Territories and Possessions, Guaranteed												
4.01 Issuer Obligations						XXX						
4.02 Residential Mortgage-Backed Securities						XXX						
4.03 Commercial Mortgage-Backed Securities						XXX						
4.04 Other Loan-Backed and Structured Securities ...						XXX						
4.05 Totals						XXX						
5. U.S. Special Revenue & Special Assessment Obligations etc., Non-Guaranteed												
5.01 Issuer Obligations						XXX						
5.02 Residential Mortgage-Backed Securities	3,027	166				XXX	3,193	0.0	10,229	0.0	3,193	
5.03 Commercial Mortgage-Backed Securities						XXX						
5.04 Other Loan-Backed and Structured Securities ...						XXX						
5.05 Totals	3,027	166				XXX	3,193	0.0	10,229	0.0	3,193	
6. Industrial and Miscellaneous												
6.01 Issuer Obligations	20,289,013	5,588,666	10,360,726			XXX	36,238,405	1.0	36,161,185	1.1	25,877,679	10,360,726
6.02 Residential Mortgage-Backed Securities				1		XXX	1	0.0	1	0.0	1	
6.03 Commercial Mortgage-Backed Securities						XXX						
6.04 Other Loan-Backed and Structured Securities ...						XXX						
6.05 Totals	20,289,013	5,588,666	10,360,726	1		XXX	36,238,406	1.0	36,161,186	1.1	25,877,680	10,360,726
7. Hybrid Securities												
7.01 Issuer Obligations						XXX						
7.02 Residential Mortgage-Backed Securities						XXX						
7.03 Commercial Mortgage-Backed Securities						XXX						
7.04 Other Loan-Backed and Structured Securities ...						XXX						
7.05 Totals						XXX						
8. Parent, Subsidiaries and Affiliates												
8.01 Issuer Obligations						XXX						
8.02 Residential Mortgage-Backed Securities						XXX						
8.03 Commercial Mortgage-Backed Securities						XXX						
8.04 Other Loan-Backed and Structured Securities ...						XXX						
8.05 Affiliated Bank Loans - Issued						XXX						
8.06 Affiliated Bank Loans - Acquired						XXX						
8.07 Totals						XXX						

ANNUAL STATEMENT FOR THE YEAR 2022 OF THE General Re Life Corporation

SCHEDULE D - PART 1A - SECTION 2 (Continued)

Maturity Distribution of All Bonds Owned December 31, at Book/Adjusted Carrying Values by Major Type and Subtype of Issues

Distribution by Type	1 1 Year or Less	2 Over 1 Year Through 5 Years	3 Over 5 Years Through 10 Years	4 Over 10 Years Through 20 Years	5 Over 20 Years	6 No Maturity Date	7 Total Current Year	8 Col. 7 as a % of Line 12.09	9 Total from Col. 7 Prior Year	10 % From Col. 8 Prior Year	11 Total Publicly Traded	12 Total Privately Placed
9. SVO Identified Funds												
9.01 Exchange Traded Funds Identified by the SVO	XXX	XXX	XXX	XXX	XXX							
10. Unaffiliated Bank Loans												
10.01 Unaffiliated Bank Loans - Issued						XXX						
10.02 Unaffiliated Bank Loans - Acquired						XXX						
10.03 Totals						XXX						
11. Unaffiliated Certificates of Deposit												
11.01 Totals						XXX		XXX	XXX			
12. Total Bonds Current Year												
12.01 Issuer Obligations	3,246,191,084	402,724,640	10,360,726			XXX	3,659,276,450	100.0	XXX	XXX	3,648,915,724	10,360,726
12.02 Residential Mortgage-Backed Securities	3,027	166		1		XXX	3,194	0.0	XXX	XXX	3,194	
12.03 Commercial Mortgage-Backed Securities						XXX			XXX	XXX		
12.04 Other Loan-Backed and Structured Securities						XXX			XXX	XXX		
12.05 SVO Identified Funds	XXX	XXX	XXX	XXX	XXX				XXX	XXX		
12.06 Affiliated Bank Loans						XXX			XXX	XXX		
12.07 Unaffiliated Bank Loans						XXX			XXX	XXX		
12.08 Unaffiliated Certificates of Deposit						XXX			XXX	XXX		
12.09 Totals	3,246,194,111	402,724,806	10,360,726	1			3,659,279,644	100.0	XXX	XXX	3,648,918,918	10,360,726
12.10 Line 12.09 as a % of Col. 7	88.7	11.0	0.3	0.0			100.0	XXX	XXX	XXX	99.7	0.3
13. Total Bonds Prior Year												
13.01 Issuer Obligations	3,133,907,765	84,713,675	13,120,762	11,200,000		XXX	XXX	XXX	3,242,942,202	100.0	3,232,821,440	10,120,762
13.02 Residential Mortgage-Backed Securities	7,612	2,617		1		XXX	XXX	XXX	10,230	0.0	10,230	
13.03 Commercial Mortgage-Backed Securities						XXX	XXX	XXX				
13.04 Other Loan-Backed and Structured Securities						XXX	XXX	XXX				
13.05 SVO Identified Funds	XXX	XXX	XXX	XXX	XXX		XXX	XXX				
13.06 Affiliated Bank Loans						XXX	XXX	XXX				
13.07 Unaffiliated Bank Loans						XXX	XXX	XXX				
13.08 Unaffiliated Certificates of Deposit						XXX	XXX	XXX				
13.09 Totals	3,133,915,377	84,716,292	13,120,762	11,200,001			XXX	XXX	3,242,952,432	100.0	3,232,831,670	10,120,762
13.10 Line 13.09 as a % of Col. 9	96.6	2.6	0.4	0.3			XXX	XXX	100.0	XXX	99.7	0.3
14. Total Publicly Traded Bonds												
14.01 Issuer Obligations	3,246,191,084	402,724,640				XXX	3,648,915,724	99.7	3,232,821,440	99.7	3,648,915,724	XXX
14.02 Residential Mortgage-Backed Securities	3,027	166		1		XXX	3,194	0.0	10,230	0.0	3,194	XXX
14.03 Commercial Mortgage-Backed Securities						XXX						XXX
14.04 Other Loan-Backed and Structured Securities						XXX						XXX
14.05 SVO Identified Funds	XXX	XXX	XXX	XXX	XXX							XXX
14.06 Affiliated Bank Loans						XXX						XXX
14.07 Unaffiliated Bank Loans						XXX						XXX
14.08 Unaffiliated Certificates of Deposit						XXX			XXX	XXX		XXX
14.09 Totals	3,246,194,111	402,724,806		1			3,648,918,918	99.7	3,232,831,670	99.7	3,648,918,918	XXX
14.10 Line 14.09 as a % of Col. 7	89.0	11.0		0.0			100.0	XXX	XXX	XXX	100.0	XXX
14.11 Line 14.09 as a % of Line 12.09, Col. 7, Section 12	88.7	11.0		0.0			99.7	XXX	XXX	XXX	99.7	XXX
15. Total Privately Placed Bonds												
15.01 Issuer Obligations			10,360,726			XXX	10,360,726	0.3	10,120,762	0.3	XXX	10,360,726
15.02 Residential Mortgage-Backed Securities						XXX					XXX	
15.03 Commercial Mortgage-Backed Securities						XXX					XXX	
15.04 Other Loan-Backed and Structured Securities						XXX					XXX	
15.05 SVO Identified Funds	XXX	XXX	XXX	XXX	XXX						XXX	
15.06 Affiliated Bank Loans						XXX					XXX	
15.07 Unaffiliated Bank Loans						XXX					XXX	
15.08 Unaffiliated Certificates of Deposit						XXX			XXX	XXX	XXX	
15.09 Totals			10,360,726				10,360,726	0.3	10,120,762	0.3	XXX	10,360,726
15.10 Line 15.09 as a % of Col. 7			100.0				100.0	XXX	XXX	XXX	XXX	100.0
15.11 Line 15.09 as a % of Line 12.09, Col. 7, Section 12			0.3				0.3	XXX	XXX	XXX	XXX	0.3

6015

ANNUAL STATEMENT FOR THE YEAR 2022 OF THE General Re Life Corporation
SCHEDULE DA - VERIFICATION BETWEEN YEARS

Short-Term Investments

	1	2	3	4	5
	Total	Bonds	Mortgage Loans	Other Short-term Investment Assets (a)	Investments in Parent, Subsidiaries and Affiliates
1. Book/adjusted carrying value, December 31 of prior year	1,236,923,429	1,236,923,429			
2. Cost of short-term investments acquired	4,972,944,659	4,972,944,659			
3. Accrual of discount	42,475,219	42,475,219			
4. Unrealized valuation increase (decrease)					
5. Total gain (loss) on disposals	(8,307,900)	(8,307,900)			
6. Deduct consideration received on disposals	3,188,835,281	3,188,835,281			
7. Deduct amortization of premium					
8. Total foreign exchange change in book/adjusted carrying value	409,910	409,910			
9. Deduct current year's other than temporary impairment recognized					
10. Book/adjusted carrying value at end of current period (Lines 1+2+3+4+5-6-7+8-9)	3,055,610,036	3,055,610,036			
11. Deduct total nonadmitted amounts					
12. Statement value at end of current period (Line 10 minus Line 11)	3,055,610,036	3,055,610,036			

(a) Indicate the category of such assets, for example, joint ventures, transportation equipment:

Schedule DB - Part A - Verification - Options, Caps, Floors, Collars, Swaps and Forwards

N O N E

Schedule DB - Part B - Verification - Futures Contracts

N O N E

Schedule DB - Part C - Section 1 - Replication (Synthetic Asset) Transactions (RSATs) Open

N O N E

Schedule DB-Part C-Section 2-Reconciliation of Replication (Synthetic Asset) Transactions Open

N O N E

Schedule DB - Verification - Book/Adjusted Carrying Value, Fair Value and Potential Exposure of
Derivatives

N O N E

ANNUAL STATEMENT FOR THE YEAR 2022 OF THE General Re Life Corporation
SCHEDULE E - PART 2 - VERIFICATION BETWEEN YEARS

(Cash Equivalents)

	1	2	3	4
	Total	Bonds	Money Market Mutual funds	Other (a)
1. Book/adjusted carrying value, December 31 of prior year	1,950,232,296	1,896,869,387	53,362,909	
2. Cost of cash equivalents acquired	2,222,789,721	518,176,515	1,704,613,206	
3. Accrual of discount	219,087	219,087		
4. Unrealized valuation increase (decrease)				
5. Total gain (loss) on disposals	(900)	(900)		
6. Deduct consideration received on disposals	4,037,448,553	2,191,338,500	1,846,110,053	
7. Deduct amortization of premium				
8. Total foreign exchange change in book/adjusted carrying value				
9. Deduct current year's other than temporary impairment recognized				
10. Book/adjusted carrying value at end of current period (Lines 1+2+3+4+5-6-7+8-9)	135,791,651	223,925,589	(88,133,938)	
11. Deduct total nonadmitted amounts				
12. Statement value at end of current period (Line 10 minus Line 11)	135,791,651	223,925,589	(88,133,938)	

(a) Indicate the category of such investments, for example, joint ventures, transportation equipment:

Schedule A - Part 1 - Real Estate Owned

NONE

Schedule A - Part 2 - Real Estate Acquired and Additions Made

NONE

Schedule A - Part 3 - Real Estate Disposed

NONE

Schedule B - Part 1 - Mortgage Loans Owned

NONE

Schedule B - Part 2 - Mortgage Loans Acquired and Additions Made

NONE

Schedule B - Part 3 - Mortgage Loans Disposed, Transferred or Repaid

NONE

ANNUAL STATEMENT FOR THE YEAR 2022 OF THE General Re Life Corporation

SCHEDULE BA - PART 1

Showing Other Long-Term Invested Assets OWNED December 31 of Current Year

1 CUSIP Identification	2 Name or Description	3 Code	4 Location		6 Name of Vendor or General Partner	7 NAIC Designation, NAIC Designation Modifier and SVO Administrative Symbol	8 Date Originally Acquired	9 Type and Strategy	10 Actual Cost	11 Fair Value	12 Book/ Adjusted Carrying Value Less Encumbrances	Change in Book/Adjusted Carrying Value					18 Investment Income	19 Commitment for Additional Investment	20 Percentage of Ownership	
			4 City	5 State								13 Unrealized Valuation Increase (Decrease)	14 Current Year's (Depreciation) or (Amortization)/ Accretion	15 Current Year's Other-Than-Temporary Impairment Recognized	16 Capitalized Deferred Interest and Other	17 Total Foreign Exchange Change in Book/ Adjusted Carrying Value				
998022-13-7 ..	UNION UNDERWEAR COMPANY	R.....	BOWLING GREEN KY.....	AFFILIATED LOAN 1.C FE09/09/2020199,999,999164,663,950188,770,112(4,888,816)6,690,562
992023-46-5 ..	MARION CRANE AUSTRALIA LTD	R.....	AUSTRALIA	AFFILIATED LOAN 1.C FE10/18/201852,721,25773,553,26550,542,6202,281,670
998026-43-5 ..	BERKSHIRE HATHAWAY INC	R.....	OMAHA NE.....	AFFILIATED LOAN 1.C FE09/20/2021500,000,000594,943,950500,000,00035,000,000
4799999. Residual Tranches or Interests with Underlying Assets Having Characteristics of Fixed Income Instruments - Affiliated									752,721,256	833,161,165	739,312,732		(4,888,816)			(3,086,228)	43,972,232		XXX	
6099999. Total - Unaffiliated																			XXX	
6199999. Total - Affiliated									752,721,256	833,161,165	739,312,732		(4,888,816)			(3,086,228)	43,972,232		XXX	
6299999 - Totals									752,721,256	833,161,165	739,312,732		(4,888,816)			(3,086,228)	43,972,232		XXX	

1. Line Book/Adjusted Carrying Value by NAIC Designation Category Footnote:
 Number
 1A 1A ..\$ 1B ..\$ 1C ..\$739,312,732 1D ..\$ 1E ..\$ 1F ..\$ 1G ..\$
 1B 2A ..\$ 2B ..\$ 2C ..\$
 1C 3A ..\$ 3B ..\$ 3C ..\$
 1D 4A ..\$ 4B ..\$ 4C ..\$
 1E 5A ..\$ 5B ..\$ 5C ..\$
 1F 6 ..\$

E07

ANNUAL STATEMENT FOR THE YEAR 2022 OF THE General Re Life Corporation

SCHEDULE BA - PART 2

Showing Other Long-Term Invested Assets ACQUIRED AND ADDITIONS MADE December 31 of Current Year

1 CUSIP Identification	2 Name or Description	Location		5 Name of Vendor or General Partner	6 Date Originally Acquired	7 Type and Strategy	8 Actual Cost at Time of Acquisition	9 Additional Investment Made After Acquisition	10 Amount of Encumbrances	11 Percentage of Ownership	
		3 City	4 State								
6099999. Total - Unaffiliated										XXX	
6199999. Total - Affiliated											XXX
6299999 - Totals										XXX	

ANNUAL STATEMENT FOR THE YEAR 2022 OF THE General Re Life Corporation

SCHEDULE D - PART 1

Showing All Long-Term BONDS Owned December 31 of Current Year

1	2	Codes			6	7	Fair Value		10	11	Change in Book/Adjusted Carrying Value				Interest					Dates	
		3	4	5			8	9			12	13	14	15	16	17	18	19	20	21	22
CUSIP Identification	Description	C o d e	F o r e i g n	B o n d C h a r	NAIC Designation, NAIC Designation Modifier and SVO Administrative Symbol	Actual Cost	Rate Used to Obtain Fair Value	Fair Value	Par Value	Book/ Adjusted Carrying Value	Unrealized Valuation Increase/ (Decrease)	Current Year's (Amortization) Accretion	Current Year's Other-Than-Temporary Impairment Recognized	Total Foreign Exchange Change in Book/ Adjusted Carrying Value	Rate of	Effective Rate of	When Paid	Admitted Amount Due and Accrued	Amount Received During Year	Acquired	Stated Contractual Maturity Date
912810-EK-0	UNITED STATES TREASURY BOND				1.A		0.0000								8.125	0.000	FA	3,653		08/17/1992	08/15/2021
912828-7F-1	UNITED STATES TREASURY NOTE				1.A		0.0000								1.750	0.000	JJ	15,006		08/20/2019	07/31/2021
912828-P3-8	UNITED STATES TREASURY NOTE	SD			1.A	2,679,464	99.7970	2,609,688	2,615,000	2,618,443		(42,210)			1.750	0.134	JJ	53,757	11,156	07/20/2021	01/31/2023
912828-Q2-9	UNITED STATES TREASURY NOTE	SD			1.A	220,262	99.2810	214,448	216,000	216,693		(2,831)			1.500	0.187	MS	828	3,240	09/27/2021	03/31/2023
912828-R2-8	UNITED STATES TREASURY NOTE	SD			1.A	106,862	99.0630	104,016	105,000	105,428		(1,299)			1.625	0.383	AO	1,998		11/23/2021	04/30/2023
912828-Z8-6	US TREASURY N/B				1.A	3,217,039	99.6250	3,148,150	3,160,000	3,164,801		(39,240)			1.375	0.132	FA	33,806	26,058	08/31/2021	02/15/2023
91282C-EA-5	UNITED STATES TREASURY NOTE				1.A	320,166,763	96.4060	308,982,031	320,500,000	320,305,501		138,738			1.500	1.553	FA	1,633,488	2,403,750	02/22/2022	02/29/2024
91282C-FN-6	UNITED STATES TREASURY NOTE	SD			1.A	119,325	99.5160	119,419	120,000	119,394		68			4.250	4.554	MS	1,303		10/19/2022	09/30/2024
0019999999	Subtotal - Bonds - U.S. Governments - Issuer Obligations					326,509,715	XXX	315,177,752	326,716,000	326,530,260		53,226			XXX	XXX	XXX	1,743,839	2,444,204	XXX	XXX
0109999999	Total - U.S. Government Bonds					326,509,715	XXX	315,177,752	326,716,000	326,530,260		53,226			XXX	XXX	XXX	1,743,839	2,444,204	XXX	XXX
BH7282-32-1	AUSTRALIAN GOVERNMENT	B			1.A FE	30,637,375	63.5510	30,758,656	32,616,837	31,048,613		145,487			0.250	2.862	MN	9,235	35,252	11/25/2022	11/21/2024
E16831-48-7	AUSTRALIAN GOVERNMENT	B			1.A FE	65,866,756	67.8310	55,315,779	54,956,675	55,865,696		(3,288,956)			5.500	0.026	AO	597,880	3,079,348	11/01/2021	01/31/2023
EJ2445-69-4	AUSTRALIAN GOVERNMENT	B			1.A FE	17,659,047	66.8830	16,693,925	16,820,584	16,818,985		971			2.750	2.757	AO	91,497	215,564	05/09/2022	04/21/2024
EJ6791-30-9	AUSTRALIAN GOVERNMENT	B			1.A FE	28,168,270	67.0730	28,710,492	28,846,358	28,843,481		605			3.250	3.253	AO	185,441		11/30/2022	04/21/2025
0219999999	Subtotal - Bonds - All Other Governments - Issuer Obligations					141,831,448	XXX	131,478,852	133,240,454	132,576,775		(3,141,893)			XXX	XXX	XXX	884,053	3,330,164	XXX	XXX
0309999999	Total - All Other Government Bonds					141,831,448	XXX	131,478,852	133,240,454	132,576,775		(3,141,893)			XXX	XXX	XXX	884,053	3,330,164	XXX	XXX
0509999999	Total - U.S. States, Territories and Possessions Bonds						XXX								XXX	XXX	XXX			XXX	XXX
0709999999	Total - U.S. Political Subdivisions Bonds						XXX								XXX	XXX	XXX			XXX	XXX
31359E-GE-5	FANNIE MAE 93 179 FJ			4	1.A FE	1,596	100.1300	1,547	1,545	1,596		(59)			5.539	(1.847)	MON	1	43	07/22/1999	10/25/2023
31359G-50-5	FANNIE MAE 94 40 FC			4	1.A FE	1,602	99.6810	1,588	1,593	1,598		4			4.889	4.406	MON	1	34	08/25/1998	03/25/2024
0829999999	Subtotal - Bonds - U.S. Special Revenues - Residential Mortgage-Backed Securities					3,198	XXX	3,135	3,138	3,194		(55)			XXX	XXX	XXX	2	77	XXX	XXX
0909999999	Total - U.S. Special Revenues Bonds					3,198	XXX	3,135	3,138	3,194		(55)			XXX	XXX	XXX	2	77	XXX	XXX
337358-BD-6	WELLS FARGO & CO				2.B FE	8,082,800	104.2970	8,343,792	8,000,000	8,000,000					6.550	6.350	AO	110,622	524,000	05/07/1999	10/15/2035
456866-AM-4	JINGERSOLL-RAND CO			1	2.B FE	3,107,427	104.0560	3,121,686	3,000,000	3,000,000					6.443	5.570	MN	24,698	193,290	01/01/2003	11/15/2027
597433-AC-5	HSBC BANK PLC	D			2.A FE	2,048,860	102.3610	2,047,220	2,000,000	2,000,000					7.650	7.302	MN	25,500	153,000	04/01/1997	05/01/2025
63858S-BC-2	BANK OF AMERICA CORP				2.A FE	3,336,074	105.5690	3,378,202	3,200,000	3,200,000					6.975	5.808	MS	70,680	223,200	01/01/2003	03/07/2037
674599-DN-2	OCCIDENTAL PETROLEUM COR				3.A FE	6,112,483	107.1250	5,254,481	4,905,000	5,588,666		(165,851)			7.500	3.536	AO	77,663	367,875	09/18/2019	10/15/2026
867914-AH-6	TRUIST FINANCIAL CORP				1.G FE	4,048,135	102.0860	4,185,510	4,100,000	4,089,013		3,107			6.000	6.096	FA	92,933	246,000	05/05/1999	02/15/2026
92931D-AE-2	PL UK DISTR/WESTERN PWIR	D		1	2.B FE	8,562,500	105.9410	13,242,675	12,500,000	10,360,726		239,984			7.375	11.414	JD	40,972	921,875	02/04/2009	12/15/2028
1019999999	Subtotal - Bonds - Industrial and Miscellaneous (Unaffiliated) - Issuer Obligations					35,298,279	XXX	39,573,566	37,705,000	36,238,405		77,220			XXX	XXX	XXX	443,068	2,629,240	XXX	XXX
073919-AN-2	SACO I TRUST 97 2 AWAC			2,4	1.D Z	1	100.0000	1	1	1					1.726	5.719	MON			11/03/1997	08/25/2036
1029999999	Subtotal - Bonds - Industrial and Miscellaneous (Unaffiliated) - Residential Mortgage-Backed Securities					1	XXX	1	1	1					XXX	XXX	XXX			XXX	XXX
1109999999	Total - Industrial and Miscellaneous (Unaffiliated) Bonds					35,298,280	XXX	39,573,567	37,705,001	36,238,406		77,220			XXX	XXX	XXX	443,068	2,629,240	XXX	XXX
1309999999	Total - Hybrid Securities						XXX								XXX	XXX	XXX			XXX	XXX
1509999999	Total - Parent, Subsidiaries and Affiliates Bonds						XXX								XXX	XXX	XXX			XXX	XXX
1909999999	Subtotal - Bonds - Unaffiliated Bank Loans						XXX								XXX	XXX	XXX			XXX	XXX
2419999999	Total - Issuer Obligations					503,639,442	XXX	486,230,170	497,661,454	495,345,440		(3,011,447)			XXX	XXX	XXX	3,070,960	8,403,608	XXX	XXX
2429999999	Total - Residential Mortgage-Backed Securities					3,199	XXX	3,136	3,139	3,195		(55)			XXX	XXX	XXX	2	77	XXX	XXX
2439999999	Total - Commercial Mortgage-Backed Securities						XXX								XXX	XXX	XXX			XXX	XXX
2449999999	Total - Other Loan-Backed and Structured Securities						XXX								XXX	XXX	XXX			XXX	XXX

E 10

ANNUAL STATEMENT FOR THE YEAR 2022 OF THE General Re Life Corporation

SCHEDULE D - PART 1

Showing All Long-Term BONDS Owned December 31 of Current Year

1	2	Codes			6	7	Fair Value		10	11	Change in Book/Adjusted Carrying Value				Interest					Dates		
		3	4	5			8	9			12	13	14	15	16	17	18	19	20	21	22	
CUSIP Identification	Description	Coding	For	Bond Char	NAIC Designation, NAIC Designation Modifier and SVO Administrative Symbol	Actual Cost	Rate Used to Obtain Fair Value	Fair Value	Par Value	Book/Adjusted Carrying Value	Unrealized Valuation Increase/(Decrease)	Current Year's (Amortization) Accretion	Current Year's Other-Than-Temporary Impairment Recognized	Total Foreign Exchange Change in Book/Adjusted Carrying Value	Rate of	Effective Rate of	When Paid	Admitted Amount Due and Accrued	Amount Received During Year	Acquired	Stated Contractual Maturity Date	
2459999999	Total - SVO Identified Funds						XXX								XXX	XXX	XXX				XXX	XXX
2469999999	Total - Affiliated Bank Loans						XXX								XXX	XXX	XXX				XXX	XXX
2479999999	Total - Unaffiliated Bank Loans						XXX								XXX	XXX	XXX				XXX	XXX
2489999999	Total - Unaffiliated Certificates of Deposit						XXX								XXX	XXX	XXX				XXX	XXX
2509999999	Total Bonds					503,642,641	XXX	486,233,306	497,664,593	495,348,635			(3,011,502)	(3,242,826)	XXX	XXX	XXX		3,070,962	8,403,685	XXX	XXX

1. Line Book/Adjusted Carrying Value by NAIC Designation Category Footnote:

Line Number	1A	1B	1C	1D	1E	1F	1G
1A	1A ..\$ 459,110,229	1B ..\$	1C ..\$	1D ..\$ 1	1E ..\$	1F ..\$	1G ..\$ 4,089,013
1B	2A ..\$ 5,200,000	2B ..\$ 21,360,726	2C ..\$				
1C	3A ..\$ 5,588,666	3B ..\$	3C ..\$				
1D	4A ..\$	4B ..\$	4C ..\$				
1E	5A ..\$	5B ..\$	5C ..\$				
1F	6 ..\$						

E10.1

ANNUAL STATEMENT FOR THE YEAR 2022 OF THE General Re Life Corporation

SCHEDULE D - PART 2 - SECTION 1

Showing All PREFERRED STOCKS Owned December 31 of Current Year

1 CUSIP Identi- fication	2 Description	Codes		5 Number of Shares	6 Par Value Per Share	7 Rate Per Share	8 Book/ Adjusted Carrying Value	Fair Value		11 Actual Cost	Dividends			Change in Book/Adjusted Carrying Value				20 NAIC Desig- nation, NAIC Desig- nation Modifier and SVO Admini- strative Symbol	21 Date Acquired		
		3 Code	4 For- eign					9 Rate Per Share Used to Obtain Fair Value	10 Fair Value		12 Declared but Unpaid	13 Amount Received During Year	14 Nonadmitted Declared But Unpaid	15 Unrealized Valuation Increase/ (Decrease)	16 Current Year's (Amor- tization) Accretion	17 Current Year's Other-Than- Temporary Impairment Recognized	18 Total Change in Book/Adjusted Carrying Value (15 + 16 - 17)			19 Total Foreign Exchange Change in Book/ Adjusted Carrying Value	
4109999999. Total - Preferred Stock - Industrial and Miscellaneous (Unaffiliated)								XXX											XXX	XXX	
4409999999. Total - Preferred Stock - Parent, Subsidiaries and Affiliates								XXX												XXX	XXX
4509999999 - Total Preferred Stocks								XXX												XXX	XXX

1. Line Book/Adjusted Carrying Value by NAIC Designation Category Footnote:

Line Number	1A ..\$	1B ..\$	1C ..\$	1D ..\$	1E ..\$	1F ..\$	1G ..\$
1B	2A ..\$	2B ..\$	2C ..\$				
1C	3A ..\$	3B ..\$	3C ..\$				
1D	4A ..\$	4B ..\$	4C ..\$				
1E	5A ..\$	5B ..\$	5C ..\$				
1F	6 ..\$						

E11

ANNUAL STATEMENT FOR THE YEAR 2022 OF THE General Re Life Corporation

SCHEDULE D - PART 2 - SECTION 2

Showing All COMMON STOCKS Owned December 31 of Current Year

1 CUSIP Identi- fication	2 Description	Codes		5 Number of Shares	6 Book/ Adjusted Carrying Value	Fair Value		9 Actual Cost	Dividends			Change in Book/Adjusted Carrying Value				17 Date Acquired	18 NAIC Design- ation, NAIC Design- ation Modifier and SVO Admini- strative Symbol
		3 Code	4 For- eign			7 Rate Per Share Used to Obtain Fair Value	8 Fair Value		10 Declared but Unpaid	11 Amount Received During Year	12 Nonadmitted Declared But Unpaid	13 Unrealized Valuation Increase/ (Decrease)	14 Current Year's Other-Than- Temporary Impairment Recognized	15 Total Change in Book/Adjusted Carrying Value (13 - 14)	16 Total Foreign Exchange Change in Book/Adjusted Carrying Value		
5109999999	Total - Common Stock - Industrial and Miscellaneous (Unaffiliated)					XXX										XXX	XXX
5409999999	Total - Common Stocks - Mutual Funds					XXX										XXX	XXX
5609999999	Total - Common Stocks - Unit Investment Trusts					XXX										XXX	XXX
5809999999	Total - Common Stocks - Closed-End Funds					XXX										XXX	XXX
45166*-10-5 ...	IDEAL LIFE INSURANCE COMPANY			200,000,000.000	18,880,908	77.790	18,880,908	7,400,000				52,994		52,994		01/01/1981	
5929999999	Subtotal - Common Stock - Parent, Subsidiaries and Affiliates Other				18,880,908	XXX	18,880,908	7,400,000				52,994		52,994		XXX	XXX
5979999999	Total - Common Stocks - Parent, Subsidiaries and Affiliates				18,880,908	XXX	18,880,908	7,400,000				52,994		52,994		XXX	XXX
5989999999	Total Common Stocks				18,880,908	XXX	18,880,908	7,400,000				52,994		52,994		XXX	XXX
5999999999	Total Preferred and Common Stocks				18,880,908	XXX	18,880,908	7,400,000				52,994		52,994		XXX	XXX

1. Line Book/Adjusted Carrying Value by NAIC Designation Category Footnote:
 Number
 1A 1A ..\$ 1B ..\$ 1C ..\$ 1D ..\$ 1E ..\$ 1F ..\$ 1G ..\$
 1B 2A ..\$ 2B ..\$ 2C ..\$
 1C 3A ..\$ 3B ..\$ 3C ..\$
 1D 4A ..\$ 4B ..\$ 4C ..\$
 1E 5A ..\$ 5B ..\$ 5C ..\$
 1F 6 ..\$

E12

ANNUAL STATEMENT FOR THE YEAR 2022 OF THE General Re Life Corporation

SCHEDULE D - PART 3

Showing All Long-Term Bonds and Stocks ACQUIRED During Current Year

1	2	3	4	5	6	7	8	9
CUSIP Identification	Description	Foreign	Date Acquired	Name of Vendor	Number of Shares of Stock	Actual Cost	Par Value	Paid for Accrued Interest and Dividends
91282C-EA-5	UNITED STATES TREASURY NOTE		02/22/2022	BNP PARIBAS SECURITIES CORP.		320,166,763	320,500,000	
91282C-FN-6	UNITED STATES TREASURY NOTE		10/19/2022	BARCLAYS CAPITAL INC.		119,325	120,000	280
0109999999	Subtotal - Bonds - U.S. Governments					320,286,088	320,620,000	280
BH7282-32-1	AUSTRALIAN GOVERNMENT	B	11/25/2022	VARIOUS		26,451,869	28,887,120	21,167
EJ2445-69-4	AUSTRALIAN GOVERNMENT	B	05/09/2022	COMMONWEALTH BANK OF AUSTRALIA		17,659,047	17,005,248	26,493
EJ6791-30-9	AUSTRALIAN GOVERNMENT	B	11/30/2022	VARIOUS		28,168,270	29,163,047	66,296
0309999999	Subtotal - Bonds - All Other Governments					72,279,186	75,055,415	113,956
2509999997	Total - Bonds - Part 3					392,565,274	395,675,415	114,236
2509999998	Total - Bonds - Part 5							
2509999999	Total - Bonds					392,565,274	395,675,415	114,236
4509999997	Total - Preferred Stocks - Part 3						XXX	
4509999998	Total - Preferred Stocks - Part 5						XXX	
4509999999	Total - Preferred Stocks						XXX	
5989999997	Total - Common Stocks - Part 3						XXX	
5989999998	Total - Common Stocks - Part 5						XXX	
5989999999	Total - Common Stocks						XXX	
5999999999	Total - Preferred and Common Stocks						XXX	
6009999999	Totals					392,565,274	XXX	114,236

ANNUAL STATEMENT FOR THE YEAR 2022 OF THE General Re Life Corporation

SCHEDULE D - PART 4

Showing All Long-Term Bonds and Stocks SOLD, REDEEMED or Otherwise DISPOSED OF During Current Year

1	2	3	4	5	6	7	8	9	10	Change In Book/Adjusted Carrying Value					16	17	18	19	20	21
										11	12	13	14	15						
CUSIP Identification	Description	Foreign	Disposal Date	Name of Purchaser	Number of Shares of Stock	Consideration	Par Value	Actual Cost	Prior Year Book/ Adjusted Carrying Value	Unrealized Valuation Increase/ Decrease	Current Year's (Amortization)/ Accretion	Current Year's Other-Than-Temporary Impairment Recognized	Total Change in Book/ Adjusted Carrying Value (11+12-13)	Total Foreign Exchange Change in Book/ Adjusted Carrying Value	Book/ Adjusted Carrying Value at Disposal Date	Foreign Exchange Gain (Loss) on Disposal	Realized Gain (Loss) on Disposal	Total Gain (Loss) on Disposal	Bond Interest/ Stock Dividends Received During Year	Stated Contractual Maturity Date
912828-YT-1	UNITED STATES TREASURY NOTE		01/01/2022	PRIOR PERIOD INCOME															750	11/30/2021
91282C-AR-2	UNITED STATES TREASURY NOTE		10/31/2022	VARIOUS		115,000	115,000	114,879	114,949		51		51		115,000				216	10/31/2022
0109999999. Subtotal - Bonds - U.S. Governments						115,000	115,000	114,879	114,949		51		51		115,000				966	XXX
31358Q-50-4	FANNIE MAE 92 180 F		10/25/2022	MBS PAYDOWN 100.0000		1,536	1,536	1,595	1,559					1,559			(23)	(23)	9	10/25/2022
31359E-GE-5	FANNIE MAE 93 179 FJ		12/25/2022	MBS PAYDOWN 100.0000		3,231	3,231	3,337	3,278		(47)		(47)		3,231				33	10/25/2023
31359G-50-5	FANNIE MAE 94 40 FC		12/25/2022	MBS PAYDOWN 100.0000		2,144	2,144	2,156	2,144						2,144				15	03/25/2024
0909999999. Subtotal - Bonds - U.S. Special Revenues						6,911	6,911	7,088	6,981		(47)		(47)		6,934		(23)	(23)	57	XXX
2509999997. Total - Bonds - Part 4						121,911	121,911	121,967	121,930		4		4		121,934		(23)	(23)	1,023	XXX
2509999998. Total - Bonds - Part 5																				XXX
2509999999. Total - Bonds						121,911	121,911	121,967	121,930		4		4		121,934		(23)	(23)	1,023	XXX
674599-3#-0	OCCIDENTAL PETROLEUM CORP 8% SER A		09/21/2022	INTERCOMPANY	2,331.000	222,307,470	200,000.00	221,700,180	238,764,330	(17,064,150)			(17,064,150)		221,700,180		607,290	607,290	17,508,400	
4019999999. Subtotal - Preferred Stocks - Industrial and Miscellaneous (Unaffiliated) Perpetual Preferred						222,307,470	XXX	221,700,180	238,764,330	(17,064,150)			(17,064,150)		221,700,180		607,290	607,290	17,508,400	XXX
4509999997. Total - Preferred Stocks - Part 4						222,307,470	XXX	221,700,180	238,764,330	(17,064,150)			(17,064,150)		221,700,180		607,290	607,290	17,508,400	XXX
4509999998. Total - Preferred Stocks - Part 5							XXX													XXX
4509999999. Total - Preferred Stocks						222,307,470	XXX	221,700,180	238,764,330	(17,064,150)			(17,064,150)		221,700,180		607,290	607,290	17,508,400	XXX
5989999997. Total - Common Stocks - Part 4							XXX													XXX
5989999998. Total - Common Stocks - Part 5							XXX													XXX
5989999999. Total - Common Stocks							XXX													XXX
5999999999. Total - Preferred and Common Stocks						222,307,470	XXX	221,700,180	238,764,330	(17,064,150)			(17,064,150)		221,700,180		607,290	607,290	17,508,400	XXX
6009999999 - Totals						222,429,381	XXX	221,822,147	238,886,260	(17,064,150)	4		(17,064,146)		221,822,114		607,267	607,267	17,509,423	XXX

E14

ANNUAL STATEMENT FOR THE YEAR 2022 OF THE General Re Life Corporation

SCHEDULE D - PART 6 - SECTION 1

Valuation of Shares of Subsidiary, Controlled or Affiliated Companies

1 CUSIP Identification	2 Description, Name of Subsidiary, Controlled or Affiliated Company	3 Foreign	4 NAIC Company Code	5 ID Number	6 NAIC Valuation Method	7 Book/Adjusted Carrying Value	8 Total Amount of Goodwill Included in Book/ Adjusted Carrying Value	9 Nonadmitted Amount	Stock of Such Company Owned by Insurer on Statement Date	
									10 Number of Shares	11 % of Outstanding
0999999. Total Preferred Stocks										
45166*-10-5	IDEAL LIFE INSURANCE COMPANY		97764	06-1053475	8B1	18,880,908			200,000.000	100.0
1299999. Subtotal - Common Stock - U.S. Life Insurer						18,880,908			XXX	XXX
1899999. Total Common Stocks										
1999999 - Totals						18,880,908			XXX	XXX

1. Total amount of goodwill nonadmitted \$

SCHEDULE D - PART 6 - SECTION 2

1 CUSIP Identification	2 Name of Lower-Tier Company	3 Name of Company Listed in Section 1 Which Controls Lower-Tier Company	4 Total Amount of Goodwill Included in Amount Shown in Column 8, Section 1	Stock in Lower-Tier Company Owned Indirectly by Insurer on Statement Date	
				5 Number of Shares	6 % of Outstanding
0399999 - Total					

ANNUAL STATEMENT FOR THE YEAR 2022 OF THE General Re Life Corporation

SCHEDULE DA - PART 1

Showing All SHORT-TERM INVESTMENTS Owned December 31 of Current Year

1	Codes		4	5	6	7	Change in Book/Adjusted Carrying Value				12	13	Interest					20	
	2	3					8	9	10	11			14	15	16	17	18		19
Description	Code	For- eign	Date Acquired	Name of Vendor	Maturity Date	Book/ Adjusted Carrying Value	Unrealized Valuation Increase/ (Decrease)	Current Year's (Amor- tization)/ Accretion	Current Year's Other- Than- Temporary Impairment Recognized	Total Foreign Exchange Change in Book/ Adjusted Carrying Value	Par Value	Actual Cost	Amount Due and Accrued Dec. 31 of Current Year on Bond Not in Default	Non- Admitted Due and Accrued	Rate of	Effective Rate of	When Paid	Amount Received During Year	Paid for Accrued Interest
TREASURY BILL	@		07/25/2022	BNP PARIBAS SECURITIES CORP.	01/26/2023	130,983,854		1,671,395			131,250,000	129,312,459			0.000	2.964	N/A		
TREASURY BILL	@		08/23/2022	BNP PARIBAS SECURITIES CORP.	02/23/2023	24,886,970		275,111			25,000,000	24,611,860			0.000	3.119	N/A		
TREASURY BILL	@		09/23/2022	VARIOUS	03/23/2023	252,830,127		2,598,488			255,000,000	250,231,640			0.000	3.854	N/A		
TREASURY BILL	@		04/21/2022	BNP PARIBAS SECURITIES CORP.	04/20/2023	248,584,513		3,311,458			250,000,000	245,273,055			0.000	1.906	N/A		
TREASURY BILL	@		11/14/2022	BNP PARIBAS SECURITIES CORP.	05/18/2023	87,091,918		988,358			88,000,000	86,103,560			0.000	2.771	N/A		
TREASURY BILL	@		06/16/2022	BNP PARIBAS SECURITIES CORP.	06/15/2023	419,117,290		7,094,901			425,000,000	412,022,389			0.000	3.115	N/A		
TREASURY BILL	@		08/02/2022	VARIOUS	02/02/2023	548,602,669		6,550,001			550,000,000	542,052,668			0.000	2.900	N/A		
TREASURY BILL	@C		08/01/2022	BNP PARIBAS SECURITIES CORP.	02/02/2023	8,757,757		104,263			8,780,000	8,653,495			0.000	2.892	N/A		
TREASURY BILL	@		08/11/2022	VARIOUS	08/10/2023	392,192,636		5,051,822			400,000,000	387,140,814			0.000	3.285	N/A		
TREASURY BILL	@		10/14/2022	VARIOUS	04/13/2023	276,784,663		2,516,058			280,000,000	274,268,605			0.000	4.138	N/A		
TREASURY BILL	@		12/05/2022	BNP PARIBAS SECURITIES CORP.	06/08/2023	489,971,990		1,523,335			500,000,000	488,448,055			0.000	4.678	N/A		
0019999999. Subtotal - Bonds - U.S. Governments - Issuer Obligations						2,879,803,787		31,685,190			2,913,030,000	2,848,118,600			XXX	XXX	XXX		
0109999999. Total - U.S. Government Bonds						2,879,803,787		31,685,190			2,913,030,000	2,848,118,600			XXX	XXX	XXX		
CANADIAN TREASURY BILLS (CAD)	@SD		09/28/2022	NATIONAL BANK OF CANADA FINANCIAL INC.	09/14/2023	22,310,247		226,974		216,351	22,934,442	21,866,922			0.000	4.030	N/A		
CANADA T-BILL	@SD		12/23/2022	VARIOUS	12/07/2023	153,495,999		420,558		95,415	159,842,094	152,980,026			0.000	4.451	N/A		
0219999999. Subtotal - Bonds - All Other Governments - Issuer Obligations						175,806,246		647,532		311,766	182,776,536	174,846,948			XXX	XXX	XXX		
0309999999. Total - All Other Government Bonds						175,806,246		647,532		311,766	182,776,536	174,846,948			XXX	XXX	XXX		
0509999999. Total - U.S. States, Territories and Possessions Bonds															XXX	XXX	XXX		
0709999999. Total - U.S. Political Subdivisions Bonds															XXX	XXX	XXX		
0909999999. Total - U.S. Special Revenues Bonds															XXX	XXX	XXX		
1109999999. Total - Industrial and Miscellaneous (Unaffiliated) Bonds															XXX	XXX	XXX		
1309999999. Total - Hybrid Securities															XXX	XXX	XXX		
1509999999. Total - Parent, Subsidiaries and Affiliates Bonds															XXX	XXX	XXX		
1909999999. Subtotal - Unaffiliated Bank Loans															XXX	XXX	XXX		
2419999999. Total - Issuer Obligations						3,055,610,033		32,332,722		311,766	3,095,806,536	3,022,965,548			XXX	XXX	XXX		
2429999999. Total - Residential Mortgage-Backed Securities															XXX	XXX	XXX		
2439999999. Total - Commercial Mortgage-Backed Securities															XXX	XXX	XXX		
2449999999. Total - Other Loan-Backed and Structured Securities															XXX	XXX	XXX		
2459999999. Total - SVO Identified Funds															XXX	XXX	XXX		
2469999999. Total - Affiliated Bank Loans															XXX	XXX	XXX		
2479999999. Total - Unaffiliated Bank Loans															XXX	XXX	XXX		
2509999999. Total Bonds						3,055,610,033		32,332,722		311,766	3,095,806,536	3,022,965,548			XXX	XXX	XXX		
7109999999. Total - Parent, Subsidiaries and Affiliates											XXX				XXX	XXX	XXX		
7709999999 - Totals						3,055,610,033		32,332,722		311,766	XXX	3,022,965,548			XXX	XXX	XXX		

1. Line Book/Adjusted Carrying Value by NAIC Designation Category Footnote:
 Number
 1A 1A ...\$ 3,055,610,033 1B ..\$ 1C ..\$ 1D ..\$ 1E ..\$ 1F ..\$ 1G ..\$
 1B 2A ...\$ 2B ..\$ 2C ..\$
 1C 3A ...\$ 3B ..\$ 3C ..\$
 1D 4A ...\$ 4B ..\$ 4C ..\$
 1E 5A ...\$ 5B ..\$ 5C ..\$
 1F 6\$

E17

ANNUAL STATEMENT FOR THE YEAR 2022 OF THE General Re Life Corporation

SCHEDULE DB - PART A - SECTION 1

Showing all Options, Caps, Floors, Collars, Swaps and Forwards Open as of December 31 of Current Year

1	2	3	4	5	6	7	8	9	10	11	12	13	14	15	16	17	18	19	20	21	22	23	
Description	Description of Item(s) Hedged, Used for Income Generation or Replicated	Schedule/ Exhibit Identifier	Type(s) of Risk(s) (a)	Exchange, Counterparty or Central Clearinghouse	Trade Date	Date of Maturity or Expiration	Number of Contracts	Notional Amount	Strike Price, Rate or Index Received (Paid)	Cumulative Prior Year(s) Initial Cost of Un-discounted Premium (Received) Paid	Current Year Initial Cost of Un-discounted Premium (Received) Paid	Current Year Income	Book/ Adjusted Carrying Value	Code	Fair Value	Unrealized Valuation Increase/ (Decrease)	Total Foreign Exchange Change in B./A.C.V.	Current Year's (Amortization)/ Accretion	Adjustment to Carrying Value of Hedged Item	Potential Exposure	Credit Quality of Reference Entity	Hedge Effectiveness at Inception and at Year-end (b)	
007999999	Subtotal - Purchased Options - Hedging Effective Excluding Variable Annuity Guarantees Under SSAP No.108													XXX							XXX	XXX	
014999999	Subtotal - Purchased Options - Hedging Effective Variable Annuity Guarantees Under SSAP No.108													XXX								XXX	XXX
021999999	Subtotal - Purchased Options - Hedging Other													XXX								XXX	XXX
028999999	Subtotal - Purchased Options - Replications													XXX								XXX	XXX
035999999	Subtotal - Purchased Options - Income Generation													XXX								XXX	XXX
042999999	Subtotal - Purchased Options - Other													XXX								XXX	XXX
043999999	Total Purchased Options - Call Options and Warrants													XXX								XXX	XXX
044999999	Total Purchased Options - Put Options													XXX								XXX	XXX
045999999	Total Purchased Options - Caps													XXX								XXX	XXX
046999999	Total Purchased Options - Floors													XXX								XXX	XXX
047999999	Total Purchased Options - Collars													XXX								XXX	XXX
048999999	Total Purchased Options - Other													XXX								XXX	XXX
049999999	Total Purchased Options													XXX								XXX	XXX
056999999	Subtotal - Written Options - Hedging Effective Excluding Variable Annuity Guarantees Under SSAP No.108													XXX								XXX	XXX
063999999	Subtotal - Written Options - Hedging Effective Variable Annuity Guarantees Under SSAP No.108													XXX								XXX	XXX
070999999	Subtotal - Written Options - Hedging Other													XXX								XXX	XXX
077999999	Subtotal - Written Options - Replications													XXX								XXX	XXX
084999999	Subtotal - Written Options - Income Generation													XXX								XXX	XXX
091999999	Subtotal - Written Options - Other													XXX								XXX	XXX
092999999	Total Written Options - Call Options and Warrants													XXX								XXX	XXX
093999999	Total Written Options - Put Options													XXX								XXX	XXX
094999999	Total Written Options - Caps													XXX								XXX	XXX
095999999	Total Written Options - Floors													XXX								XXX	XXX
096999999	Total Written Options - Collars													XXX								XXX	XXX
097999999	Total Written Options - Other													XXX								XXX	XXX
098999999	Total Written Options													XXX								XXX	XXX
104999999	Subtotal - Swaps - Hedging Effective Excluding Variable Annuity Guarantees Under SSAP No.108													XXX								XXX	XXX
110999999	Subtotal - Swaps - Hedging Effective Variable Annuity Guarantees Under SSAP No.108													XXX								XXX	XXX
116999999	Subtotal - Swaps - Hedging Other													XXX								XXX	XXX
122999999	Subtotal - Swaps - Replication													XXX								XXX	XXX
128999999	Subtotal - Swaps - Income Generation													XXX								XXX	XXX
134999999	Subtotal - Swaps - Other													XXX								XXX	XXX
135999999	Total Swaps - Interest Rate													XXX								XXX	XXX
136999999	Total Swaps - Credit Default													XXX								XXX	XXX
137999999	Total Swaps - Foreign Exchange													XXX								XXX	XXX
138999999	Total Swaps - Total Return													XXX								XXX	XXX
139999999	Total Swaps - Other													XXX								XXX	XXX
140999999	Total Swaps													XXX								XXX	XXX
147999999	Subtotal - Forwards													XXX								XXX	XXX
150999999	Subtotal - SSAP No. 108 Adjustments													XXX								XXX	XXX
168999999	Subtotal - Hedging Effective Excluding Variable Annuity Guarantees Under SSAP No.108													XXX								XXX	XXX
169999999	Subtotal - Hedging Effective Variable Annuity Guarantees Under SSAP No.108													XXX								XXX	XXX
170999999	Subtotal - Hedging Other													XXX								XXX	XXX
171999999	Subtotal - Replication													XXX								XXX	XXX
172999999	Subtotal - Income Generation													XXX								XXX	XXX
173999999	Subtotal - Other													XXX								XXX	XXX
174999999	Subtotal - Adjustments for SSAP No. 108 Derivatives													XXX								XXX	XXX
175999999	Totals													XXX								XXX	XXX

ANNUAL STATEMENT FOR THE YEAR 2022 OF THE General Re Life Corporation

(a)	Code	Description of Hedged Risk(s)

(b)	Code	Financial or Economic Impact of the Hedge at the End of the Reporting Period

Schedule DB - Part A - Section 2 - Options, Caps, Floors, Collars, Swaps and Forwards Terminated

N O N E

Schedule DB - Part B - Section 1 - Futures Contracts Open

N O N E

Schedule DB - Part B - Section 1B - Brokers with whom cash deposits have been made

N O N E

Schedule DB - Part B - Section 2 - Futures Contracts Terminated

N O N E

Schedule DB - Part D - Section 1 - Counterparty Exposure for Derivative Instruments Open

N O N E

Schedule DB - Part D - Section 2 - Collateral for Derivative Instruments Open - Pledged By

N O N E

Schedule DB - Part D - Section 2 - Collateral for Derivative Instruments Open - Pledged To

N O N E

Schedule DB - Part E - Derivatives Hedging Variable Annuity Guarantees as of December 31 of
Current Year

N O N E

Schedule DL - Part 1 - Reinvested Collateral Assets Owned

N O N E

Schedule DL - Part 2 - Reinvested Collateral Assets Owned

N O N E

ANNUAL STATEMENT FOR THE YEAR 2022 OF THE General Re Life Corporation

SCHEDULE E - PART 1 - CASH

1	2	3	4	5	6	7
Depository	Code	Rate of Interest	Amount of Interest Received During Year	Amount of Interest Accrued December 31 of Current Year	Balance	*
ANZ Bank Richmond Vic, Australia					37,473,315	.XXX.
ANZ Bank Mumbai, India					521,580	.XXX.
Bank of New York (Custody) New York, NY					10,402	.XXX.
CIBC Mellon (Custody - CAD Trust) Toronto, ON Canada					16,853	.XXX.
Deutsche Bank London, England					11,960,578	.XXX.
Deutsche Bank London, England					7,138,886	.XXX.
Deutsche Bank New York, NY					2,041,092	.XXX.
Northern Trust - Lockbox Chicago, IL					28,297	.XXX.
Royal Bank of Canada Toronto, ON Canada					2,616,473	.XXX.
Royal Bank of Canada Toronto, ON Canada					2,571,512	.XXX.
0199998 Deposits in ... depositories which do not exceed the allowable limit in any one depository (See instructions) - open depositories	XXX	XXX				XXX
0199999. Totals - Open Depositories	XXX	XXX			64,378,988	XXX
0299998 Deposits in ... depositories which do not exceed the allowable limit in any one depository (See instructions) - suspended depositories	XXX	XXX				XXX
0299999. Totals - Suspended Depositories	XXX	XXX				XXX
0399999. Total Cash on Deposit	XXX	XXX			64,378,988	XXX
0499999. Cash in Company's Office	XXX	XXX	XXX	XXX		XXX
0599999 Total - Cash	XXX	XXX			64,378,988	XXX

TOTALS OF DEPOSITORY BALANCES ON THE LAST DAY OF EACH MONTH DURING THE CURRENT YEAR

1. January.....	51,607,407	4. April.....	68,166,633	7. July.....	78,989,825	10. October.....	95,530,300
2. February.....	78,440,717	5. May.....	42,080,196	8. August.....	86,479,714	11. November...	(16,042,293)
3. March.....	72,545,315	6. June.....	77,381,427	9. September.....	115,873,332	12. December.....	64,378,988

ANNUAL STATEMENT FOR THE YEAR 2022 OF THE General Re Life Corporation

SCHEDULE E - PART 2 - CASH EQUIVALENTS

Show Investments Owned December 31 of Current Year

1 CUSIP	2 Description	3 Code	4 Date Acquired	5 Rate of Interest	6 Maturity Date	7 Book/Adjusted Carrying Value	8 Amount of Interest Due and Accrued	9 Amount Received During Year
	GEN RE SHORT TERM POOL		12/30/2022	4.070	03/01/2023	108,320,978		
0019999999	Subtotal - Bonds - U.S. Governments - Issuer Obligations					108,320,978		
0109999999	Total - U.S. Government Bonds					108,320,978		
0309999999	Total - All Other Government Bonds							
0509999999	Total - U.S. States, Territories and Possessions Bonds							
0709999999	Total - U.S. Political Subdivisions Bonds							
0909999999	Total - U.S. Special Revenues Bonds							
1109999999	Total - Industrial and Miscellaneous (Unaffiliated) Bonds							
1309999999	Total - Hybrid Securities							
1509999999	Total - Parent, Subsidiaries and Affiliates Bonds							
1909999999	Subtotal - Unaffiliated Bank Loans							
2419999999	Total - Issuer Obligations					108,320,978		
2429999999	Total - Residential Mortgage-Backed Securities							
2439999999	Total - Commercial Mortgage-Backed Securities							
2449999999	Total - Other Loan-Backed and Structured Securities							
2459999999	Total - SVO Identified Funds							
2469999999	Total - Affiliated Bank Loans							
2479999999	Total - Unaffiliated Bank Loans							
2509999999	Total Bonds					108,320,978		
38142B-50-0	GOLDMAN SACH FIN SQ TR IN-INST		12/02/2022	0.000		27,470,674		
8209999999	Subtotal - Exempt Money Market Mutual Funds - as Identified by the SVO					27,470,674		
8609999999	Total Cash Equivalents					135,791,652		

1.

Line Number	Book/Adjusted Carrying Value by NAIC Designation Category Footnote:													
1A	1A ..\$	1B ..\$	1C ..\$	1D ..\$	1E ..\$	1F ..\$	1G ..\$							
1B	2A ..\$	2B ..\$	2C ..\$											
1C	3A ..\$	3B ..\$	3C ..\$											
1D	4A ..\$	4B ..\$	4C ..\$											
1E	5A ..\$	5B ..\$	5C ..\$											
1F	6 ..\$													

E28

ANNUAL STATEMENT FOR THE YEAR 2022 OF THE General Re Life Corporation

SCHEDULE E - PART 3 - SPECIAL DEPOSITS

States, Etc.	1 Type of Deposit	2 Purpose of Deposit	Deposits For the Benefit of All Policyholders		All Other Special Deposits		
			3 Book/Adjusted Carrying Value	4 Fair Value	5 Book/Adjusted Carrying Value	6 Fair Value	
1. Alabama	AL						
2. Alaska	AK						
3. Arizona	AZ						
4. Arkansas	AR	B... STATUTORY REQUIREMENT			216,693	214,448	
5. California	CA	B... STATUTORY REQUIREMENT			3,344,910	3,328,867	
6. Colorado	CO						
7. Connecticut	CT	B... STATUTORY REQUIREMENT	1,511,988	1,506,933			
8. Delaware	DE						
9. District of Columbia	DC						
10. Florida	FL						
11. Georgia	GA	B... STATUTORY REQUIREMENT			60,079	59,878	
12. Hawaii	HI						
13. Idaho	ID						
14. Illinois	IL						
15. Indiana	IN						
16. Iowa	IA						
17. Kansas	KS						
18. Kentucky	KY						
19. Louisiana	LA						
20. Maine	ME						
21. Maryland	MD						
22. Massachusetts	MA	B... STATUTORY REQUIREMENT			110,145	109,777	
23. Michigan	MI						
24. Minnesota	MN						
25. Mississippi	MS						
26. Missouri	MO						
27. Montana	MT						
28. Nebraska	NE						
29. Nevada	NV						
30. New Hampshire	NH						
31. New Jersey	NJ						
32. New Mexico	NM	B... STATUTORY REQUIREMENT			455,146	452,787	
33. New York	NY						
34. North Carolina	NC	B... STATUTORY REQUIREMENT			410,623	408,463	
35. North Dakota	ND						
36. Ohio	OH						
37. Oklahoma	OK						
38. Oregon	OR						
39. Pennsylvania	PA						
40. Rhode Island	RI						
41. South Carolina	SC						
42. South Dakota	SD						
43. Tennessee	TN						
44. Texas	TX						
45. Utah	UT						
46. Vermont	VT						
47. Virginia	VA	B... STATUTORY REQUIREMENT			115,175	114,569	
48. Washington	WA						
49. West Virginia	WV						
50. Wisconsin	WI						
51. Wyoming	WY						
52. American Samoa	AS						
53. Guam	GU						
54. Puerto Rico	PR						
55. U.S. Virgin Islands	VI						
56. Northern Mariana Islands	MP						
57. Canada	CAN	B... STATUTORY REQUIREMENT			175,806,246	175,806,246	
58. Aggregate Alien and Other	OT	XXX	XXX		8,766,954	8,766,954	
59. Subtotal	XXX	XXX	1,511,988	1,506,933	189,285,971	189,261,989	
DETAILS OF WRITE-INS							
5801. TRUST ACCOUNT WITH PRINCIPAL LIFE	ST	CLIENT TRUST ACCOUNT			8,766,954	8,766,954	
5802.							
5803.							
5898. Summary of remaining write-ins for Line 58 from overflow page	XXX	XXX					
5899. Totals (Lines 5801 thru 5803 plus 5898)(Line 58 above)	XXX	XXX			8,766,954	8,766,954	



SUPPLEMENT FOR THE YEAR 2022 OF THE General Re Life Corporation
MEDICARE SUPPLEMENT INSURANCE EXPERIENCE EXHIBIT

For The Year Ended December 31, 2022
 (To Be Filed by March 1)

FOR THE STATE OF
 NAIC Group Code NAIC Company Code
 ADDRESS (City, State and Zip Code)
 Person Completing This Exhibit
 Title Telephone Number

1	2	3	4	5	6	7	8	9	10	Policies Issued Through 2019			Policies Issued in 2020; 2021; 2022				
										11	Incurred Claims		14	15	Incurred Claims		18
											12	13			16	17	
Compliance with OBRA	Policy Form Number	Standardized Medicare Supplement Benefit Plan	Medicare Select	Plan Characteristics	Date Approved	Date Approval Withdrawn	Date Last Amended	Date Closed	Policy Marketing Trade Name	Premiums Earned	Amount	Percent of Premiums Earned	Number of Covered Lives	Premiums Earned	Amount	Percent of Premiums Earned	Number of Covered Lives

GENERAL INTERROGATORIES

1. If response in Column 1 is no, give full and complete details

2. Claims address and contact person provided to the Secretary of Health and Human Services as required by 42 U.S.C. 1395ss(c)(3)(E) for this state.
 2.1 Address:
 2.2 Contact Person and Phone Number:
3. Billing address and contact person for user fees established under 41 U.S.C. 1395u(h)(3)(B).
 3.1 Address:
 3.2 Contact Person and Phone Number:
4. Explain any policies identified above as policy type "O".



SUPPLEMENT FOR THE YEAR 2022 OF THE General Re Life Corporation
MEDICARE PART D COVERAGE SUPPLEMENT
 (Net of Reinsurance)

NAIC Group Code 0031

(To Be Filed by March 1)

NAIC Company Code 86258

	Individual Coverage		Group Coverage		5 Total Cash
	1 Insured	2 Uninsured	3 Insured	4 Uninsured	
1. Premiums Collected					
1.1 Standard Coverage					
1.11 With Reinsurance Coverage		XXX		XXX	
1.12 Without Reinsurance Coverage		XXX		XXX	
1.13 Risk-Corridor Payment Adjustments		XXX		XXX	
1.2 Supplemental Benefits		XXX		XXX	
2. Premiums Due and Uncollected-change					
2.1 Standard Coverage					
2.11 With Reinsurance Coverage		XXX		XXX	XXX
2.12 Without Reinsurance Coverage		XXX		XXX	XXX
2.2 Supplemental Benefits		XXX		XXX	XXX
3. Unearned Premium and Advance Premium-change					
3.1 Standard Coverage					
3.11 With Reinsurance Coverage		XXX		XXX	XXX
3.12 Without Reinsurance Coverage		XXX		XXX	XXX
3.2 Supplemental Benefits		XXX		XXX	XXX
4. Risk-Corridor Payment Adjustments-change					
4.1 Receivable		XXX		XXX	XXX
4.2 Payable		XXX		XXX	XXX
5. Earned Premiums					
5.1 Standard Coverage					
5.11 With Reinsurance Coverage		XXX		XXX	XXX
5.12 Without Reinsurance Coverage		XXX		XXX	XXX
5.13 Risk-Corridor Payment Adjustments		XXX		XXX	XXX
5.2 Supplemental Benefits		XXX		XXX	XXX
6. Total Premiums		XXX		XXX	
7. Claims Paid					
7.1 Standard Coverage					
7.11 With Reinsurance Coverage		XXX		XXX	
7.12 Without Reinsurance Coverage		XXX		XXX	
7.2 Supplemental Benefits		XXX		XXX	
8. Claim Reserves and Liabilities-change					
8.1 Standard Coverage					
8.11 With Reinsurance Coverage		XXX		XXX	XXX
8.12 Without Reinsurance Coverage		XXX		XXX	XXX
8.2 Supplemental Benefits		XXX		XXX	XXX
9. Health Care Receivables-change					
9.1 Standard Coverage					
9.11 With Reinsurance Coverage		XXX		XXX	XXX
9.12 Without Reinsurance Coverage		XXX		XXX	XXX
9.2 Supplemental Benefits		XXX		XXX	XXX
10. Claims Incurred					
10.1 Standard Coverage					
10.11 With Reinsurance Coverage		XXX		XXX	XXX
10.12 Without Reinsurance Coverage		XXX		XXX	XXX
10.2 Supplemental Benefits		XXX		XXX	XXX
11. Total Claims		XXX		XXX	
12. Reinsurance Coverage and Low Income Cost Sharing					
12.1 Claims Paid - Net of Reimbursements Applied	XXX		XXX		
12.2 Reimbursements Received but Not Applied-change	XXX		XXX		
12.3 Reimbursements Receivable-change	XXX		XXX		XXX
12.4 Health Care Receivables-change	XXX		XXX		XXX
13. Aggregate Policy Reserves-change					XXX
14. Expenses Paid		XXX		XXX	
15. Expenses Incurred		XXX		XXX	XXX
16. Underwriting Gain/Loss		XXX		XXX	XXX
17. Cash Flow Results	XXX	XXX	XXX	XXX	



SUPPLEMENT FOR THE YEAR 2022 OF THE General Re Life Corporation

VM-20 RESERVES SUPPLEMENT – PART 1A

Life Insurance Reserves Valued According to VM-20 by Product Type
 For The Year Ended December 31, 2022
 (To Be Filed by March 1)

NAIC Group Code 0031

NAIC Company Code 86258

	Prior Year	Current Year	
	1 Reported Reserve	2 Reported Reserve	3 Due and Deferred Premium Asset
1. Post-Reinsurance-Ceded Reserve			
1.1. Term Life Insurance.....	29,839,847	92,068,501	
1.2. Universal Life With Secondary Guarantee			
1.3. Non-Participating Whole Life			
1.4. Participating Whole Life			
1.5. Universal Life Without Secondary Guarantee			
1.6. Variable Universal Life Without Secondary Guarantee			
1.7. Variable Life Without Secondary Guarantee			
1.8. Indexed Life Without Secondary Guarantee			
1.9. Aggregate Write-Ins for Other Products			
2. Total Post-Reinsurance-Ceded Reserve (Sum of Lines 1.1 through 1.9)	29,839,847	92,068,501	XXX
3. Pre-Reinsurance-Ceded Reserve			
3.1. Term Life Insurance.....	407,217,639	677,202,134	
3.2. Universal Life With Secondary Guarantee			
3.3. Non-Participating Whole Life			
3.4. Participating Whole Life			
3.5. Universal Life Without Secondary Guarantee			
3.6. Variable Universal Life Without Secondary Guarantee			
3.7. Variable Life Without Secondary Guarantee			
3.8. Indexed Life Without Secondary Guarantee			
3.9. Aggregate Write-Ins for Other Products			
4. Total Pre-Reinsurance-Ceded Reserve (Sum of Lines 3.1 through 3.9)	407,217,639	677,202,134	XXX
5. Total Reserves Ceded (Line 4 minus Line 2)	377,377,792	585,133,633	XXX
DETAILS OF WRITE-INS			
1.901.			
1.902.			
1.903.			
1.998. Summary of remaining write-ins for Line 1.9 from overflow page			
1.999. Totals (Lines 1.901 thru 1.903 plus 1.998) (Line 1.9 above)			
3.901.			
3.902.			
3.903.			
3.998. Summary of remaining write-ins for Line 3.9 from overflow page			
3.999. Totals (Lines 3.901 thru 3.903 plus 3.998) (Line 3.9 above)			

456-1

SUPPLEMENT FOR THE YEAR 2022 OF THE General Re Life Corporation
VM-20 RESERVES SUPPLEMENT – PART 1B

Life Insurance Reserves Valued According to VM-20 by Product Type
 For The Year Ended December 31, 2022
 (To Be Filed by March 1)
 (\$000 Omitted for Face Amounts)

	Current Year											
	SECTION A					SECTION B				SECTION C		
	1 Net Premium Reserve	2 Deterministic Reserve	3 Stochastic Reserve	4 Number of Policies	5 Face Amount	6 Net Premium Reserve	7 Deterministic Reserve	8 Number of Policies	9 Face Amount	10 Net Premium Reserve	11 Number of Policies	12 Face Amount
1. Post-Reinsurance-Ceded Reserve												
1.1. Term Life Insurance				XXX	XXX	49,190,648	92,068,501	XXX	XXX	XXX	XXX	XXX
1.2. Universal Life With Secondary Guarantee				XXX	XXX			XXX	XXX		XXX	XXX
1.3. Non-Participating Whole Life				XXX	XXX			XXX	XXX		XXX	XXX
1.4. Participating Whole Life				XXX	XXX			XXX	XXX		XXX	XXX
1.5. Universal Life Without Secondary Guarantee				XXX	XXX			XXX	XXX		XXX	XXX
1.6. Variable Universal Life Without Secondary Guarantee				XXX	XXX			XXX	XXX		XXX	XXX
1.7. Variable Life Without Secondary Guarantee				XXX	XXX			XXX	XXX		XXX	XXX
1.8. Indexed Life Without Secondary Guarantee				XXX	XXX			XXX	XXX		XXX	XXX
1.9. Aggregate Write-Ins for Other Products				XXX	XXX			XXX	XXX		XXX	XXX
2. Total Post-Reinsurance-Ceded Reserve (Sum of Lines 1.1 through 1.9)	XXX	XXX	XXX	XXX	XXX	XXX	XXX	XXX	XXX	XXX	XXX	XXX
3. Pre-Reinsurance-Ceded Reserve												
3.1. Term Life Insurance						52,436,236	677,202,134	1,625,881	159,995,845	XXX		
3.2. Universal Life With Secondary Guarantee												
3.3. Non-Participating Whole Life												
3.4. Participating Whole Life												
3.5. Universal Life Without Secondary Guarantee												
3.6. Variable Universal Life Without Secondary Guarantee												
3.7. Variable Life Without Secondary Guarantee												
3.8. Indexed Life Without Secondary Guarantee												
3.9. Aggregate Write-Ins for Other Products					1,063,100							
4. Total Pre-Reinsurance-Ceded Reserve (Sum of Lines 3.1 through 3.9)	XXX	XXX	XXX	XXX	XXX	XXX	XXX	XXX	XXX	XXX	XXX	XXX
5. Total Reserves Ceded (Line 4 minus Line 2)	XXX	XXX	XXX	XXX	XXX	XXX	XXX	XXX	XXX	XXX	XXX	XXX
DETAILS OF WRITE-INS												
1.901.				XXX	XXX			XXX	XXX		XXX	XXX
1.902.				XXX	XXX			XXX	XXX		XXX	XXX
1.903.				XXX	XXX			XXX	XXX		XXX	XXX
1.998. Summary of remaining write-ins for Line 1.9 from overflow page				XXX	XXX			XXX	XXX		XXX	XXX
1.999. Totals (Lines 1.901 thru 1.903 plus 1.998) (Line 1.9 above)				XXX	XXX			XXX	XXX		XXX	XXX
3.901. Mortality stop loss					1,063,100							
3.902.												
3.903.												
3.998. Summary of remaining write-ins for Line 3.9 from overflow page												
3.999. Totals (Lines 3.901 thru 3.903 plus 3.998) (Line 3.9 above)					1,063,100							

456-2

SUPPLEMENT FOR THE YEAR 2022 OF THE General Re Life Corporation

VM-20 RESERVES SUPPLEMENT – PART 2

Life PBR Exemption
For The Year Ended December 31, 2022
(To Be Filed by March 1)

Life PBR Exemption as defined in the NAIC adopted Valuation Manual (VM)	
1. Has the company been allowed a Life PBR Exemption from the reserve requirements of VM-20 of the Valuation Manual by their state of domicile?	Yes [] No []
2. If the response to Question 1 is "Yes", then check the source of the "Life PBR Exemption" definition? (Check either 2.1, 2.2 or 2.3)	
2.1 NAIC Adopted VM []	
2.2 State Statute (SVL) [] Complete items "a" and "b" as appropriate.	
a. Is the criteria in the State Statute (SVL) different from the NAIC adopted VM?	Yes [] No []
b. If the answer to "a" above is "Yes", provide the criteria the state has used to allow the Life PBR Exemption (e.g., Group/Legal Entity criteria) and the minimum reserve requirements that are required by the state of domicile (if the minimum reserve requirements are the same as the Adopted VM, write SAME AS NAIC VM):	
2.3 State Regulation [] Complete items "a" and "b" as appropriate.	
a. Is the criteria in the State Regulation different from the NAIC adopted VM?	Yes [] No []
b. If the answer to "a" above is "Yes", provide the criteria of the state's Life PBR Exemption that the company has met and the minimum reserve requirements that are required by the state of domicile (if the minimum reserve requirements are the same as the Adopted VM, write SAME AS NAIC VM):	
3. If the criteria for the "Life PBR Exemption" is the same as or substantially similar to the NAIC adopted VM (i.e., Question 2.1 is checked or Question 2.2.a is "No" or Question 2.3.a is "No"), then provide the most recent year that the company filed a statement of exemption that was allowed. If such calendar year is not the current calendar year for this statement, also provide confirmation that the company meets the criteria for utilizing an ongoing statement of exemption, meaning that none of the following apply: 1) the company fails to meet either of the conditions in VM Section II, Subsection 1.G.2, 2) the policies exempted contain those in VM Section II, Subsection 1.G.3, or 3) the domiciliary commissioner contacted the company prior to Sept. 1 and notified them that the statement of exemption was not allowed:	

VM-20 RESERVES SUPPLEMENT – PART 3

Other Exclusions from Life PBR
For The Year Ended December 31, 2022
(To Be Filed by March 1)

1A. Has the company filed and been granted a Single State Exemption from the reserve requirements of VM-20 of the Valuation Manual by their state of domicile?	Yes [] No []
1B. If the answer to question 1A is "Yes" please discuss any business not covered under the Single State Exemption.	
2A. If the answer to question 1A is "Yes", does the company have risks for policies issued outside its state of domicile?	
2B. If the answer to question 2A is "Yes" please discuss the risks for policies issued outside the state of domicile, how those risks came to be a responsibility of the company, and why the company would still be considered a Single State Company with such risks.	Yes [] No []
3. Is all of the company's individual ordinary life insurance business excluded from the requirements of VM-20 pursuant to Section II.B of the Valuation Manual?	
	Yes [] No []



SUPPLEMENT FOR THE YEAR 2022 OF THE General Re Life Corporation

SCHEDULE O SUPPLEMENT

For The Year Ended December 31, 2022
(To Be Filed by March 1)

Of The General Re Life Corporation
ADDRESS (City, State and Zip Code) Stamford, CT 06902
NAIC Group Code 0031 NAIC Company Code 86258 Employer's Identification Number (FEIN) 13-2572994

SUPPLEMENTAL SCHEDULE O - PART 1

Development of Incurred Losses
(\$000 Omitted)

Section A - Group Accident and Health

Table with 5 columns: Years in Which Losses Were Incurred, 1 2018, 2 2019, 3 2020, 4 2021, 5 2022(a). Rows 1-6 showing cumulative net amounts paid policyholders.

Section B - Other Accident and Health

Table with 5 columns: Years in Which Losses Were Incurred, 1 2018, 2 2019, 3 2020, 4 2021, 5 2022(a). Rows 1-6 showing cumulative net amounts paid policyholders.

Section C - Credit Accident and Health

Table with 5 columns: Years in Which Losses Were Incurred, 1 2018, 2 2019, 3 2020, 4 2021, 5 2022(a). Rows 1-6 showing cumulative net amounts paid policyholders.

Section D -

Table with 5 columns: Years in Which Losses Were Incurred, 1 2018, 2 2019, 3 2020, 4 2021, 5 2022(a). Rows 1-6 showing cumulative net amounts paid policyholders.

Section E -

Table with 5 columns: Years in Which Losses Were Incurred, 1 2018, 2 2019, 3 2020, 4 2021, 5 2022(a). Rows 1-6 showing cumulative net amounts paid policyholders.

Section F -

Table with 5 columns: Years in Which Losses Were Incurred, 1 2018, 2 2019, 3 2020, 4 2021, 5 2022(a). Rows 1-6 showing cumulative net amounts paid policyholders.

Section G -

Table with 5 columns: Years in Which Losses Were Incurred, 1 2018, 2 2019, 3 2020, 4 2021, 5 2022(a). Rows 1-6 showing cumulative net amounts paid policyholders.

(a) See the Annual Audited Financial Reports section of the annual statement instructions.

SUPPLEMENT FOR THE YEAR 2022 OF THE General Re Life Corporation
SCHEDULE O SUPPLEMENT

SUPPLEMENTAL SCHEDULE O - PART 2

Development of Incurred Losses
(\$000 Omitted)

Section A - Group Accident and Health

Years in Which Losses Were Incurred	Net Amounts Paid for Cost Containment Expenses				
	1 2018	2 2019	3 2020	4 2021	5 2022
1. Prior					
2. 2018					
3. 2019	XXX				
4. 2020	XXX	XXX			
5. 2021	XXX	XXX	XXX		
6. 2022	XXX	XXX	XXX	XXX	

Section B - Other Accident and Health

1. Prior					
2. 2018					
3. 2019	XXX				
4. 2020	XXX	XXX			
5. 2021	XXX	XXX	XXX		
6. 2022	XXX	XXX	XXX	XXX	

Section C - Credit Accident and Health

1. Prior					
2. 2018					
3. 2019	XXX				
4. 2020	XXX	XXX			
5. 2021	XXX	XXX	XXX		
6. 2022	XXX	XXX	XXX	XXX	

Section D -

1. Prior					
2. 2018					
3. 2019	XXX				
4. 2020	XXX	XXX			
5. 2021	XXX	XXX	XXX		
6. 2022	XXX	XXX	XXX	XXX	

Section E -

1. Prior					
2. 2018					
3. 2019	XXX				
4. 2020	XXX	XXX			
5. 2021	XXX	XXX	XXX		
6. 2022	XXX	XXX	XXX	XXX	

Section F -

1. Prior					
2. 2018					
3. 2019	XXX				
4. 2020	XXX	XXX			
5. 2021	XXX	XXX	XXX		
6. 2022	XXX	XXX	XXX	XXX	

Section G -

1. Prior					
2. 2018					
3. 2019	XXX				
4. 2020	XXX	XXX			
5. 2021	XXX	XXX	XXX		
6. 2022	XXX	XXX	XXX	XXX	

SCHEDULE O SUPPLEMENT

SUPPLEMENTAL SCHEDULE O - PART 3

**Development of Incurred Losses
(\$000 Omitted)**

Section A - Group Accident and Health

Years in Which Losses Were Incurred	Sum of Net Cumulative Amount Paid Policyholders and Claim Liability and Reserve Outstanding at End of Year				
	1 2018	2 2019	3 2020	4 2021	5 2022
1. 2018	323	1,072	125	XXX	XXX
2. 2019	XXX	182	1,121	127	XXX
3. 2020	XXX	XXX	208	1,145	87
4. 2021	XXX	XXX	XXX	297	782
5. 2022	XXX	XXX	XXX	XXX	501

Section B - Other Accident and Health

1. 2018	220,304	606	574	XXX	XXX
2. 2019	XXX	119,204	69,839	574	XXX
3. 2020	XXX	XXX	242,429	66,823	704
4. 2021	XXX	XXX	XXX	236,139	63,261
5. 2022	XXX	XXX	XXX	XXX	196,681

Section C - Credit Accident and Health

1. 2018	289	94	84	XXX	XXX
2. 2019	XXX	48	84		XXX
3. 2020	XXX	XXX	38		
4. 2021	XXX	XXX	XXX		
5. 2022	XXX	XXX	XXX	XXX	

Section D -

1. 2018				XXX	XXX
2. 2019	XXX				XXX
3. 2020	XXX	XXX			
4. 2021	XXX	XXX	XXX		
5. 2022	XXX	XXX	XXX	XXX	

Section E -

1. 2018				XXX	XXX
2. 2019	XXX				XXX
3. 2020	XXX	XXX			
4. 2021	XXX	XXX	XXX		
5. 2022	XXX	XXX	XXX	XXX	

Section F -

1. 2018				XXX	XXX
2. 2019	XXX				XXX
3. 2020	XXX	XXX			
4. 2021	XXX	XXX	XXX		
5. 2022	XXX	XXX	XXX	XXX	

Section G -

1. 2018				XXX	XXX
2. 2019	XXX				XXX
3. 2020	XXX	XXX			
4. 2021	XXX	XXX	XXX		
5. 2022	XXX	XXX	XXX	XXX	

SCHEDULE O SUPPLEMENT

SUPPLEMENTAL SCHEDULE O - PART 4

**Development of Incurred Losses
(\$000 Omitted)**

Section A - Group Accident and Health

Years in Which Losses Were Incurred	Sum of Net Cumulative Amount Paid Policyholders, Cost Containment Expenses, and Claim and Cost Containment Liability and Reserve Outstanding at End of Year				
	1 2018	2 2019	3 2020	4 2021	5 2022
1. 2018					
2. 2019	XXX				
3. 2020	XXX	XXX			
4. 2021	XXX	XXX	XXX		
5. 2022	XXX	XXX	XXX	XXX	

Section B - Other Accident and Health

1. 2018					
2. 2019	XXX				
3. 2020	XXX	XXX			
4. 2021	XXX	XXX	XXX		
5. 2022	XXX	XXX	XXX	XXX	

Section C - Credit Accident and Health

1. 2018					
2. 2019	XXX				
3. 2020	XXX	XXX			
4. 2021	XXX	XXX	XXX		
5. 2022	XXX	XXX	XXX	XXX	

Section D -

1. 2018					
2. 2019	XXX				
3. 2020	XXX	XXX			
4. 2021	XXX	XXX	XXX		
5. 2022	XXX	XXX	XXX	XXX	

Section E -

1. 2018					
2. 2019	XXX				
3. 2020	XXX	XXX			
4. 2021	XXX	XXX	XXX		
5. 2022	XXX	XXX	XXX	XXX	

Section F -

1. 2018					
2. 2019	XXX				
3. 2020	XXX	XXX			
4. 2021	XXX	XXX	XXX		
5. 2022	XXX	XXX	XXX	XXX	

Section G -

1. 2018					
2. 2019	XXX				
3. 2020	XXX	XXX			
4. 2021	XXX	XXX	XXX		
5. 2022	XXX	XXX	XXX	XXX	

SUPPLEMENTAL SCHEDULE O - PART 5

(\$000 OMITTED)

Reserve and Liability Methodology - Exhibits 6 and 8

Line of Business	1 Methodology	2 Amount
1. Industrial Life		
2. Ordinary Life	Standard Factor	423,009
3. Individual Annuity		
4. Supplementary Contracts		
5. Credit Life	Standard Factor	19,919
6. Group Life	Standard Factor	127,242
7. Group Annuities		
8. Group Accident and Health	Standard Factor, Development & Other	75,434
9. Credit Accident and Health	Standard Factor, Development & Other	
10. Other Accident and Health	Standard Factor, Development & Other	477,976
11. Total		1,123,580

HEALTH CARE RECEIVABLES SUPPLEMENT

EXHIBIT 3A - ANALYSIS OF HEALTH CARE RECEIVABLES COLLECTED AND ACCRUED

Type of Health Care Receivable	Health Care Receivables Collected or Offset During the Year		Health Care Receivables Accrued as of December 31 of Current Year		5	6
	1 On Amounts Accrued Prior to January 1 of Current Year	2 On Amounts Accrued During the Year	3 On Amounts Accrued December 31 of Prior Year	4 On Amounts Accrued During the Year	Health Care Receivables from Prior Years (Columns 1 + 3)	Estimated Health Care Receivables Accrued as of December 31 of Prior Year
1. Pharmaceutical rebate receivables						
2. Claim overpayment receivables						
3. Loans and advances to providers						
4. Capitation arrangement receivables						
5. Risk sharing receivables						
6. Other health care receivables.....						
7. Totals (Lines 1 through 6)						

Note that the accrued amounts in Columns 3, 4, and 6 are the total health care receivables, not just the admitted portion.



SUPPLEMENT FOR THE YEAR 2022 OF THE U.S. BRANCH OF THE General Re Life Corporation

TRUSTEED SURPLUS STATEMENT

AFFIDAVIT OF U.S. MANAGERS, GENERAL AGENTS OR ATTORNEYS

..... being duly sworn, says that he/she is the of the
a corporation organized under the laws of entered to transact business in the United States through the State of
that this trustee surplus statement together with its related schedules appended hereto is a true statement of the trustee surplus of said corporation, that the several items of
assets, as hereinafter enumerated, are the absolute property of said corporation, free and clear from any liens or claims thereon, except as hereinafter stated, and that each and all
of the hereinafter mentioned assets are held in the United States by Insurance Departments and Officers of the various States of the United States and Trustees as hereinafter
indicated, and that the assets, liabilities and deductions therefrom reported in this statement are in accordance with the instructions accompanying this statement.

Subscribed and sworn to before me this
_____ day of _____ A.D., _____

AFFIDAVIT OF TRUSTEE - SCHEDULE B

..... being duly sworn, says that he/she is the Trustee of the
a corporation organized under the laws of entered to transact business in the United States through the State of
located at that the assets listed in Schedule B of the following statement are held by it as such Trustee within the
United States, and that the said assets are subject to no other claims than those of policyholders and creditors within the United States.

Subscribed and sworn to before me this
_____ day of _____ A.D., _____

AFFIDAVIT OF TRUSTEE - SCHEDULE C

..... being duly sworn, says that he/she is the Trustee of the
a corporation organized under the laws of entered to transact business in the United States through the State of
located at that the assets listed in Schedule C of the following statement are held by it as such Trustee within the
United States, and that the said assets are subject to no other claims than those of policyholders and creditors within the United States.

Subscribed and sworn to before me this
_____ day of _____ A.D., _____

AFFIDAVIT OF TRUSTEE - SCHEDULE D

..... being duly sworn, says that he/she is the Trustee of the
a corporation organized under the laws of entered to transact business in the United States through the State of
located at that the assets listed in Schedule D of the following statement are held by it as such Trustee within the
United States, and that the said assets are subject to no other claims than those of policyholders and creditors within the United States.

Subscribed and sworn to before me this
_____ day of _____ A.D., _____

**TRUSTEED SURPLUS STATEMENT
ASSETS**

SCHEDULE A - DEPOSITS WITH STATE OFFICERS (EXCLUDING SPECIAL DEPOSITS)

1 Line No.	2 Description	3 Admitted Asset Value	4 Par Value	5 Fair Value
.....
.....
.....
.....
1.98	Accrued Investment Income.....	XXX.....	XXX.....
1.99	Totals

SCHEDULE B - DEPOSITS WITH UNITED STATES TRUSTEE

Line No.	Description	3 Admitted Asset Value	4 Par Value	5 Fair Value
2.01	Cash
2.02	Bonds
2.03	Preferred Stock
2.04	Common Stock
2.05	Mortgage Loans on Real Estate
2.06	Real Estate
2.07	Short-Term Investments
2.08	Other Invested Assets
2.09	Miscellaneous Assets not included in any of the above categories
2.98	Accrued Investment Income.....	XXX.....	XXX.....
2.99	Totals

SCHEDULE C - DEPOSITS WITH UNITED STATES TRUSTEE

Line No.	Description	3 Admitted Asset Value	4 Par Value	5 Fair Value
3.01	Cash
3.02	Bonds
3.03	Preferred Stock
3.04	Common Stock
3.05	Mortgage Loans on Real Estate
3.06	Real Estate
3.07	Short-Term Investments
3.08	Other Invested Assets
3.09	Miscellaneous Assets not included in any of the above categories
3.98	Accrued Investment Income.....	XXX.....	XXX.....
3.99	Totals

SCHEDULE D - DEPOSITS WITH UNITED STATES TRUSTEE

Line No.	Description	3 Admitted Asset Value	4 Par Value	5 Fair Value
4.01	Cash
4.02	Bonds
4.03	Preferred Stock
4.04	Common Stock
4.05	Mortgage Loans on Real Estate
4.06	Real Estate
4.07	Short-Term Investments
4.08	Other Invested Assets
4.09	Miscellaneous Assets not included in any of the above categories
4.98	Accrued Investment Income.....	XXX.....	XXX.....
4.99	Totals

TRUSTEED SURPLUS STATEMENT LIABILITIES AND TRUSTEED SURPLUS

	1 Current Year
1. Total liabilities	4,193,607,199
ADDITIONS TO LIABILITIES:	
2. Aggregate write-ins for additions to liabilities	
3. Total (Lines 1 + 2)	4,193,607,199
DEDUCTIONS FROM LIABILITIES:	
4. Amounts Recoverable From Reinsurers:	
4.1 Authorized companies	
4.2 Unauthorized companies	
4.3 Certified Companies	
4.4 Reciprocal Jurisdiction Companies	
5. Special State Deposits, not exceeding net liabilities carried:	
5.1 Special State Deposits (submit schedule)	
5.2 Accrued interest on special state deposits	
6. Life insurance premiums and annuity considerations deferred and uncollected	
7. Accident and health premiums due and unpaid	
8. Contract loans and premium notes:	
8.1 Contract loans not exceeding reserves carried on such policies	83,987
8.2 Premium notes	
8.3 Interest due and accrued on contract loans and premium notes	
9. Aggregate write-ins for other deductions from liabilities	
10. Total Deductions (Lines 4.1 thru 9)	83,987
11. Total Adjusted Liabilities (Line 3 minus Line 10)	4,193,523,212
12. Trusteed Surplus	
13. Total	4,193,523,212
DETAILS OF WRITE-INS	
0201.	
0202.	
0203.	
0298. Summary of remaining write-ins for Line 2 from overflow page	
0299. Totals (Lines 0201 thru 0203 plus 0298)(Line 2 above)	
0901.	
0902.	
0903.	
0998. Summary of remaining write-ins for Line 9 from overflow page	
0999. Totals (Lines 0901 thru 0903 plus 0998)(Line 9 above)	

INTERROGATORIES:

- 1.1 Have there been any changes made to any of the trust indentures during the period? Yes [] No []
- 1.2 If yes, has the domiciliary or entry state approved the change? Yes [] No []

OVERFLOW PAGE FOR WRITE-INS

NONE



SUPPLEMENT FOR THE YEAR 2022 OF THE General Re Life Corporation
WORKERS' COMPENSATION CARVE - OUT SUPPLEMENT

For The Year Ended December 31, 2022
 (To Be Filed by March 1)

OF THE General Re Life Corporation
 ADDRESS (City, State and Zip Code) Stamford , CT 06902
 NAIC Group Code 0031 NAIC Company Code 86258 Employer's ID Number 13-2572994

UNDERWRITING AND INVESTMENT EXHIBIT

PART 1 - PREMIUMS EARNED

Line of Business	1 Net Premiums Written per Column 5, Part 2	2 Unearned Premiums Dec. 31 Prior Year	3 Unearned Premiums Dec. 31 Current Year	4 Premiums Earned During Year (Cols. 1 + 2 - 3)
1. Workers' Compensation Carve - Out				

PART 2 - PREMIUMS WRITTEN

Line of Business	Reinsurance Assumed		Reinsurance Ceded		5 Net Premiums Written Cols. 1 + 2 - 3 - 4
	1 From Affiliates	2 From Non-Affiliates	3 To Affiliates	4 To Non-Affiliates	
1. Workers' Compensation Carve - Out					

PART 3 - LOSSES PAID AND INCURRED

Line of Business	Losses Paid			4 Net Losses Unpaid Current Year (Part 4, Col. 6)	5 Net Losses Unpaid Prior Year	6 Losses Incurred Current Year (Cols. 3 + 4 - 5)	7 Percentage of Losses Incurred (Col. 6, Part 3) to Premiums Earned (Col. 4, Part 1)
	1 Reinsurance Assumed	2 Reinsurance Recovered	3 Net Payments (Cols. 1 - 2)				
1. Workers' Compensation Carve - Out	599,018		599,018	43,237,077	43,237,077	599,018	

PART 4 - UNPAID LOSSES AND LOSS ADJUSTMENT EXPENSES

Line of Business	Reported Losses			Incurred But Not Reported		6 Net Losses Unpaid (Cols. 3 + 4 - 5)	7 Unpaid Loss Adjustment Expenses
	1 Reinsurance Assumed	2 Deduct Reinsurance Recoverable from Authorized and Unauthorized Companies	3 Net Losses Excl. Incurred But Not Reported (Cols. 1 - 2)	4 Reinsurance Assumed	5 Reinsurance Ceded		
1. Workers' Compensation Carve - Out	10,808,117	281,000	10,527,117	35,159,960	2,450,000	43,237,077	

495-1

SUPPLEMENT FOR THE YEAR 2022 OF THE General Re Life Corporation
WORKERS' COMPENSATION CARVE - OUT SUPPLEMENT

SCHEDULE F - PART 1

Assumed Reinsurance as of December 31, Current Year (\$000 Omitted)

1 ID Number	2 NAIC Com- pany Code	3 Name of Reinsured	4 Domiciliary Jurisdiction	5 Assumed Premium	6 Reinsurance On			9 Contingent Commissions Payable	10 Assumed Premiums Receivable	11 Unearned Premium	12 Funds Held By or Deposited With Reinsured Companies	13 Letters of Credit Posted	14 Amount of Assets Pledged or Compensating Balances to Secure Letters of Credit	15 Amount of Assets Pledged or Collateral Held in Trust
					6 Paid Losses and Loss Adjustment Expenses	7 Known Case Losses and LAE	8 Total (Cols. 6 + 7)							
0499999. Total - U.S. Non-Pool														
0799999. Total - Other (Non-U.S.)														
0899999. Total - Affiliates														
06-1323069	.68152	AMERICAN PHOENIX LIFE & REASSURANCE CO	CT				162	162						
36-0947200	.62413	CONTINENTAL ASSUR CO	IL				1,526	1,526						
36-3492700	.29912	LEGION IND CO	IL											
52-0419790	.66281	MONUMENTAL LIFE INS CO	MD				1,401	1,401						
72-0281240	.67539	PAN AMERICAN LIFE INS CO	LA				1	1						
06-0493340	.67814	PHOENIX LIFE INS CO	NY				1,151	1,151			61			
06-0839705	.82627	SWISS RE LIFE & HEALTH AMER INC	CT				832	832			133			
95-1060502	.67121	TRANSAMERICA OCCIDENTAL LIFE INS CO	IA				210	210			273			
52-1504975	.29599	US SPECIALTY INS CO	TX				36	36						
0999999. Total Other U.S. Unaffiliated Insurers														
AA-9995012	.00000	ASSOCIATED ACCIDENT & HEALTH REINS	PA				139	139			328			
AA-9995114	.00000	COMP RE FACILITY	PA				676	676						
AA-9995074	.00000	SPECIAL RISK REINS FACILITY	MA				48	48			83			
AA-9995096	.00000	LDG RE UNDERWRITERS OCCUP A & H FAC	MA				4	4			(3)			
AA-9995107	.00000	OCCUPATIONAL ACCIDENT POOL	IL				5,619	5,619						
1199999. Total Pools, Associations or Other Similar Facilities - Voluntary Pools														
1299999. Total - Pools and Associations														
AA-1420145	.00000	VESTA GRP	NOR				4	4			408			
1399999. Total Other Non-U.S. Insurers														
9999999 Totals														
						11,809	11,809				875			

SCHEDULE F - PART 2

Ceded Reinsurance as of December 31, Current Year (\$000 Omitted)

1 ID Number	2 NAIC Com- pany Code	3 Name of Reinsurer	4 Domiciliary Jurisdiction	5 Special Code	6 Reinsurance Premiums Ceded	7 Reinsurance Recoverable On										8 Reinsurance Payable		18 Net Amount Recoverable From Reinsurers (Cols. 15 - [16 + 17])	19 Funds Held by Company Under Reinsurance Treaties
						7 Paid Losses	8 Paid LAE	9 Known Case Loss Reserves	10 Known Case LAE Reserves	11 IBNR Loss Reserves	12 IBNR LAE Reserves	13 Unearned Premiums	14 Contingent Commis- sions	15 Columns 7 through 14 Totals	16 Ceded Balances Payable	17 Other Amounts Due to Reinsurers			
0499999. Total Authorized - Affiliates - U.S. Non-Pool																			
0799999. Total Authorized - Affiliates - Other (Non-U.S.)																			
0899999. Total Authorized - Affiliates																			
06-0493340	.67814	PHOENIX LIFE INS CO	NY							316					316		316		
38-1082080	.80802	SUN LIFE ASSUR CO OF CANADA	MI					281		424				705		705			
0999999. Total Authorized - Other U.S. Unaffiliated Insurers																			
AA-1127010	.00000	LLOYDS SYNDICATE 1101	GBR							1,710				1,710		1,710			
1299999. Total Authorized - Other Non-U.S. Insurers																			
1499999. Total Authorized Excluding Protected Cells (Sum of 0899999, 0999999, 1099999, 1199999 and 1299999)																			
						281				2,450				2,731		2,731			
1899999. Total Unauthorized - Affiliates - U.S. Non-Pool																			

SUPPLEMENT FOR THE YEAR 2022 OF THE General Re Life Corporation

SCHEDULE F - PART 2

Ceded Reinsurance as of December 31, Current Year (\$000 Omitted)

1 ID Number	2 NAIC Com- pany Code	3 Name of Reinsurer	4 Domiciliary Jurisdiction	5 Special Code	6 Reinsurance Premiums Ceded	Reinsurance Recoverable On									Reinsurance Payable		18 Net Amount Recoverable From Reinsurers (Cols. 15 - [16 + 17])	19 Funds Held by Company Under Reinsurance Treaties			
						7 Paid Losses	8 Paid LAE	9 Known Case Loss Reserves	10 Known Case LAE Reserves	11 IBNR Loss Reserves	12 IBNR LAE Reserves	13 Unearned Premiums	14 Contingent Commis- sions	15 Columns 7 through 14 Totals	16 Ceded Balances Payable	17 Other Amounts Due to Reinsurers					
2199999. Total Unauthorized - Affiliates - Other (Non-U.S.)																					
2299999. Total Unauthorized - Affiliates																					
2899999. Total Unauthorized Excluding Protected Cells (Sum of 2299999, 2399999, 2499999, 2599999 and 2699999)																					
3299999. Total Certified - Affiliates - U.S. Non-Pool																					
3599999. Total Certified - Affiliates - Other (Non-U.S.)																					
3699999. Total Certified - Affiliates																					
4299999. Total Certified Excluding Protected Cells (Sum of 3699999, 3799999, 3899999, 3999999 and 4099999)																					
4699999. Total Reciprocal Jurisdiction - Affiliates - U.S. Non-Pool																					
4999999. Total Reciprocal Jurisdiction - Affiliates - Other (Non-U.S.)																					
5099999. Total Reciprocal Jurisdiction - Affiliates																					
5699999. Total Reciprocal Jurisdiction Excluding Protected Cells (Sum of 5099999, 5199999, 5299999, 5399999 and 5499999)																					
5799999. Total Authorized, Reciprocal Jurisdiction, Unauthorized and Certified Excluding Protected Cells (Sum of 1499999, 2899999, 4299999 and 5699999)								281		2,450						2,731				2,731	
5899999. Total Protected Cells (Sum of 1399999, 2799999, 4199999 and 5599999)																					
9999999 Totals								281		2,450						2,731				2,731	

WORKERS' COMPENSATION CARVE - OUT SUPPLEMENT SCHEDULE P - PART 1

(\$000 omitted)

Years in Which Premiums Were Earned and Losses Were Incurred	Premiums Earned			Loss and Loss Expense Payments						12 Number of Claims Reported Assumed		
	1 Assumed	2 Ceded	3 Net (Cols. 1-2)	Loss Payments		Defense and Cost Containment Payments		Adjusting and Other Payments			10 Subrogation Received	11 Total Net Paid (Cols 4 - 5 + 6 - 7 + 8 - 9)
				4 Assumed	5 Ceded	6 Assumed	7 Ceded	8 Assumed	9 Ceded			
				Assumed	Ceded	Assumed	Ceded	Assumed	Ceded			
1. Prior.....	XXX	XXX	XXX	7,218	11,788	2,428					(2,142)	XXX
2. 2013.....												
3. 2014.....												
4. 2015.....												
5. 2016.....												
6. 2017.....												
7. 2018.....												
8. 2019.....												
9. 2020.....												
10. 2021.....												
11. 2022.....												
12. Totals	XXX	XXX	XXX	7,218	11,788	2,428					(2,142)	XXX

	Losses Unpaid				Defense and Cost Containment Unpaid				Adjusting and Other Unpaid		23 Subrogation Anticipated	24 Total Net Losses and Expenses Unpaid	25 Number of Claims Outstanding Assumed
	Case Basis		Bulk + IBNR		Case Basis		Bulk + IBNR		Adjusting and Other Unpaid				
	13	14	15	16	17	18	19	20	21	22			
	Assumed	Ceded	Assumed	Ceded	Assumed	Ceded	Assumed	Ceded	Assumed	Ceded			
1. Prior.....	11,809	289	35,160	3,443								43,237	
2. 2013.....													
3. 2014.....													
4. 2015.....													
5. 2016.....													
6. 2017.....													
7. 2018.....													
8. 2019.....													
9. 2020.....													
10. 2021.....													
11. 2022.....													
12. Totals	11,809	289	35,160	3,443								43,237	

	Total Losses and Loss Expenses Incurred			Loss and Loss Expense Percentage (Incurred / Premiums Earned)			Nontabular Discount		34 Inter-Company Pooling Participation Percentage	Net Balance Sheet Reserves After Discount	
	26	27	28	29	30	31	32	33		35	36
	Assumed	Ceded	Net	Assumed	Ceded	Net	Loss	Loss Expense		Losses Unpaid	Loss Expenses Unpaid
	Assumed	Ceded	Net	Assumed	Ceded	Net	Loss	Loss Expense		Losses Unpaid	Loss Expenses Unpaid
1. Prior.....	XXX	XXX	XXX	XXX	XXX	XXX			XXX	43,237	
2. 2013.....											
3. 2014.....											
4. 2015.....											
5. 2016.....											
6. 2017.....											
7. 2018.....											
8. 2019.....											
9. 2020.....											
10. 2021.....											
11. 2022.....											
12. Totals	XXX	XXX	XXX	XXX	XXX	XXX			XXX	43,237	

**WORKERS' COMPENSATION CARVE - OUT SUPPLEMENT
SCHEDULE P - PART 2**

Years in Which Losses Were Incurred	INCURRED NET LOSSES AND DEFENSE AND COST CONTAINMENT EXPENSES REPORTED AT YEAR END (\$000 OMITTED)										DEVELOPMENT	
	1 2013	2 2014	3 2015	4 2016	5 2017	6 2018	7 2019	8 2020	9 2021	10 2022	11 One Year	12 Two Year
1. Prior.....	119,376	117,562	106,369	104,964	102,336	102,122	70,155	68,501	53,303	48,019	(5,284)	(20,482)
2. 2013.....												
3. 2014.....	XXX											
4. 2015.....	XXX	XXX										
5. 2016.....	XXX	XXX	XXX									
6. 2017.....	XXX	XXX	XXX	XXX								
7. 2018.....	XXX	XXX	XXX	XXX	XXX							
8. 2019.....	XXX	XXX	XXX	XXX	XXX	XXX						
9. 2020.....	XXX	XXX	XXX	XXX	XXX	XXX	XXX					
10. 2021.....	XXX	XXX	XXX	XXX	XXX	XXX	XXX	XXX				XXX
11. 2022.....	XXX	XXX	XXX	XXX	XXX	XXX	XXX	XXX	XXX		XXX	XXX
12. Totals											(5,284)	(20,482)

SCHEDULE P - PART 3

Years in Which Losses Were Incurred	CUMULATIVE PAID NET LOSSES AND DEFENSE AND COST CONTAINMENT EXPENSES REPORTED AT YEAR END (\$000 OMITTED)										11 Number of Claims Closed With Loss Payment	12 Number of Claims Closed Without Loss Payment
	1 2013	2 2014	3 2015	4 2016	5 2017	6 2018	7 2019	8 2020	9 2021	10 2022		
1. Prior.....	000	3,521	6,627	7,766	9,782	10,477	8,572	9,088	6,924	4,782		
2. 2013.....												
3. 2014.....	XXX											
4. 2015.....	XXX	XXX										
5. 2016.....	XXX	XXX	XXX									
6. 2017.....	XXX	XXX	XXX	XXX								
7. 2018.....	XXX	XXX	XXX	XXX	XXX							
8. 2019.....	XXX	XXX	XXX	XXX	XXX	XXX						
9. 2020.....	XXX	XXX	XXX	XXX	XXX	XXX	XXX					
10. 2021.....	XXX	XXX	XXX	XXX	XXX	XXX	XXX	XXX				
11. 2022.....	XXX	XXX	XXX	XXX	XXX	XXX	XXX	XXX	XXX			

WORKERS' COMPENSATION CARVE - OUT SUPPLEMENT
SCHEDULE P - PART 4

Years in Which Losses Were Incurred	BULK AND IBNR RESERVES ON NET LOSSES AND DEFENSE AND COST CONTAINMENT EXPENSES REPORTED AT YEAR END (\$000 OMITTED)									
	1	2	3	4	5	6	7	8	9	10
	2013	2014	2015	2016	2017	2018	2019	2020	2021	2022
1. Prior.....	94,527	94,060	80,498	79,683	77,974	77,600	48,756	47,474	34,796	31,717
2. 2013.....										
3. 2014.....	XXX									
4. 2015.....	XXX	XXX								
5. 2016.....	XXX	XXX	XXX							
6. 2017.....	XXX	XXX	XXX	XXX						
7. 2018.....	XXX	XXX	XXX	XXX	XXX					
8. 2019.....	XXX	XXX	XXX	XXX	XXX	XXX				
9. 2020.....	XXX	XXX	XXX	XXX	XXX	XXX	XXX			
10. 2021.....	XXX	XXX	XXX	XXX	XXX	XXX	XXX	XXX		
11. 2022.....	XXX	XXX	XXX	XXX	XXX	XXX	XXX	XXX	XXX	XXX

SCHEDULE P - PART 5
SECTION 1

Years in Which Premiums Were Earned and Losses Were Incurred	CUMULATIVE NUMBER OF CLAIMS CLOSED WITH LOSS PAYMENT ASSUMED AT YEAR END									
	1	2	3	4	5	6	7	8	9	10
	2013	2014	2015	2016	2017	2018	2019	2020	2021	2022
1. Prior.....										
2. 2013.....										
3. 2014.....	XXX									
4. 2015.....	XXX	XXX								
5. 2016.....	XXX	XXX	XXX							
6. 2017.....	XXX	XXX	XXX	XXX						
7. 2018.....	XXX	XXX	XXX	XXX	XXX					
8. 2019.....	XXX	XXX	XXX	XXX	XXX	XXX				
9. 2020.....	XXX	XXX	XXX	XXX	XXX	XXX	XXX			
10. 2021.....	XXX	XXX	XXX	XXX	XXX	XXX	XXX	XXX		
11. 2022.....	XXX	XXX	XXX	XXX	XXX	XXX	XXX	XXX	XXX	XXX

SECTION 2

Years in Which Premiums Were Earned and Losses Were Incurred	NUMBER OF ASSUMED CLAIMS OUTSTANDING AT YEAR END									
	1	2	3	4	5	6	7	8	9	10
	2013	2014	2015	2016	2017	2018	2019	2020	2021	2022
1. Prior.....										
2. 2013.....										
3. 2014.....	XXX									
4. 2015.....	XXX	XXX								
5. 2016.....	XXX	XXX	XXX							
6. 2017.....	XXX	XXX	XXX	XXX						
7. 2018.....	XXX	XXX	XXX	XXX	XXX					
8. 2019.....	XXX	XXX	XXX	XXX	XXX	XXX				
9. 2020.....	XXX	XXX	XXX	XXX	XXX	XXX	XXX			
10. 2021.....	XXX	XXX	XXX	XXX	XXX	XXX	XXX	XXX		
11. 2022.....	XXX	XXX	XXX	XXX	XXX	XXX	XXX	XXX	XXX	XXX

SECTION 3

Years in Which Premiums Were Earned and Losses Were Incurred	CUMULATIVE NUMBER OF CLAIMS REPORTED ASSUMED AT YEAR END									
	1	2	3	4	5	6	7	8	9	10
	2013	2014	2015	2016	2017	2018	2019	2020	2021	2022
1. Prior.....										
2. 2013.....										
3. 2014.....	XXX									
4. 2015.....	XXX	XXX								
5. 2016.....	XXX	XXX	XXX							
6. 2017.....	XXX	XXX	XXX	XXX						
7. 2018.....	XXX	XXX	XXX	XXX	XXX					
8. 2019.....	XXX	XXX	XXX	XXX	XXX	XXX				
9. 2020.....	XXX	XXX	XXX	XXX	XXX	XXX	XXX			
10. 2021.....	XXX	XXX	XXX	XXX	XXX	XXX	XXX	XXX		
11. 2022.....	XXX	XXX	XXX	XXX	XXX	XXX	XXX	XXX	XXX	XXX

**WORKERS' COMPENSATION CARVE - OUT SUPPLEMENT
SCHEDULE P - PART 6**

SECTION 1

Years in Which Premiums Were Earned and Losses Were Incurred	CUMULATIVE ASSUMED PREMIUMS EARNED AT YEAR END (\$000 OMITTED)										11 Current Year Premiums Earned
	1 2013	2 2014	3 2015	4 2016	5 2017	6 2018	7 2019	8 2020	9 2021	10 2022	
1. Prior.....	(83)	143	(19)	(39)							
2. 2013.....											
3. 2014.....	XXX										
4. 2015.....	XXX	XXX									
5. 2016.....	XXX	XXX	XXX								
6. 2017.....	XXX	XXX	XXX	XXX							
7. 2018.....	XXX	XXX	XXX	XXX	XXX						
8. 2019.....	XXX	XXX	XXX	XXX	XXX	XXX					
9. 2020.....	XXX	XXX	XXX	XXX	XXX	XXX	XXX				
10. 2021.....	XXX	XXX	XXX	XXX	XXX	XXX	XXX	XXX			
11. 2022.....	XXX	XXX	XXX	XXX	XXX	XXX	XXX	XXX	XXX		
12. Totals.....	XXX	XXX	XXX	XXX	XXX	XXX	XXX	XXX	XXX	XXX	XXX
13. Earned Premiums (Sch P-Pt. 1)											XXX

SECTION 2

Years in Which Premiums Were Earned and Losses Were Incurred	CUMULATIVE CEDED PREMIUMS EARNED AT YEAR END (\$000 OMITTED)										11 Current Year Premiums Earned
	1 2013	2 2014	3 2015	4 2016	5 2017	6 2018	7 2019	8 2020	9 2021	10 2022	
1. Prior.....	230		1								
2. 2013.....											
3. 2014.....	XXX										
4. 2015.....	XXX	XXX									
5. 2016.....	XXX	XXX	XXX								
6. 2017.....	XXX	XXX	XXX	XXX							
7. 2018.....	XXX	XXX	XXX	XXX	XXX						
8. 2019.....	XXX	XXX	XXX	XXX	XXX	XXX					
9. 2020.....	XXX	XXX	XXX	XXX	XXX	XXX	XXX				
10. 2021.....	XXX	XXX	XXX	XXX	XXX	XXX	XXX	XXX			
11. 2022.....	XXX	XXX	XXX	XXX	XXX	XXX	XXX	XXX	XXX		
12. Totals.....	XXX	XXX	XXX	XXX	XXX	XXX	XXX	XXX	XXX	XXX	XXX
13. Earned Premiums (Sch P-Pt. 1)											XXX